

# CSA 31 Benefit Assessment and Services Presentation


WELCOME  
TO  
ISLA VISTA




Fiscal Year 2011-2012

# Isla Vista CSA 31

- Created in 1963
- Streetlighting is main service at 80% of expenses
- Streetscape and hardscape are other services



# Isla Vista CSA 31 - Revenues



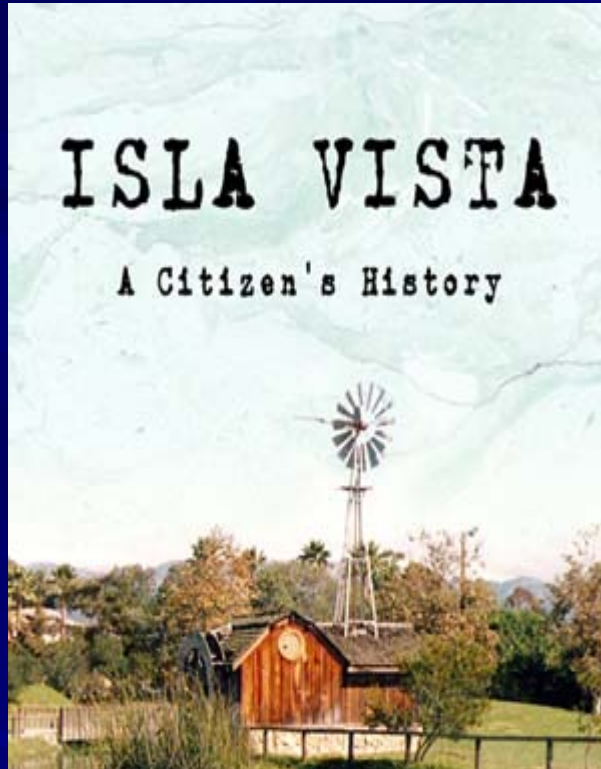
- Property Tax and Interest:  
\$15,724
- Benefit Assessment:  
\$33,547
- Total revenue:  
\$49,271

# Isla Vista CSA 31 - Expenses

- Streetlighting:  
\$47,775
- Streetscape Maintenance:  
\$6,000
- Administration:  
\$6,211
- Total expenses:  
\$59,986



# Isla Vista CSA 31 – Fund Status



- Fiscal Year 11-12  
Shortfall: \$10,715
- Fiscal Year 10-11 Fund  
Balance: \$115,677
- Fund Balance continues to  
decrease and may be  
depleted by 2017



# Isla Vista CSA 31 – Fund Status

	2010-2011	2011-2012	2012-2013	2013-2014	2014-2015
Total Revenues	\$49,199	\$49,271	\$49,397	\$49,411	\$49,399
Total Expenditures	\$57,692	\$59,986	\$62,685	\$65,520	\$68,496
Net Financial Impact	(\$8,493)	(\$10,715)	(\$13,288)	(\$16,108)	(\$19,097)
Begin Fund Balance	\$134,885	\$126,392	\$115,677	\$102,389	\$86,281
End Fund Balance	\$126,392	\$115,677	\$102,389	\$86,281	\$67,184

# Isla Vista CSA 31 - Recommendations

- Maintain streetlighting benefit assessment at \$12.93 per year
- Staff is monitoring the health of the fund

