

**Santa Barbara County**  
**Indian Gaming Local Community Benefit Committee**

Grant Application FY 2011-12 - Funds to be distributed in 2012  
\$736,752.40 Available to Award

To be considered for funding by the Indian Gaming Community Benefit Committee, the applying jurisdiction must be an eligible jurisdiction pursuant to Assembly Bill 158, and meet all the requirements as identified by the Santa Ynez Band of Chumash Indians and the Indian Gaming Local Community Benefit Committee. The Santa Ynez Band of Chumash Indians will forward applications and a list of sponsored applications to the Committee.

1. Name of Jurisdiction: County of Santa Barbara

Pursuant to AB 158, jurisdiction is defined as a City, County or Special District

a. Please indicate by checking the appropriate box the type of local jurisdiction:

City

County

**Special District** – “Special District” means an agency of the State, formed pursuant to general law or special act, for the local performance of governmental or proprietary functions within limited boundaries.

b. If you checked Special District, please provide evidence by indicating the general law or special act (California Code Section) that establishes your status as a Special District:

---

2. Mailing address of Jurisdiction: 4434 Calle Real, Santa Barbara, CA 93110

3. Purpose of Grant / Description of Project:

- **The Santa Barbara Sheriff’s Office is requesting the Indian Gaming Local Community Benefit Committee to award this grant to reimburse for services already provided in FY2011/12 and restore full funding in order to continue to provide law enforcement services for FY 2012/13. The Sheriff’s Office is requesting funding from the grant and supplemental funding from the Santa Ynez Band of Chumash Indians to fully fund one “post position,” equivalent to five deputy sheriff positions, to mitigate the Casino’s impact on the community.**

**PLEASE REFER TO ATTACHMENT “A” FOR FULL PROJECT DESCRIPTION**

4. Please document, in detail, the Tribal casino and/or gaming impacts and describe how the request is proportional to the documented impacts which the grant or project is designed to mitigate: (Please include historical data, if available. Attach additional sheets, if necessary, to provide a detailed description of impacts).

**REFER TO ATTACHMENT “B” FOR IMPACTS**

**Santa Barbara County**  
**Indian Gaming Local Community Benefit Committee**

Grant Application FY 2011-12 - Funds to be distributed in 2012

\$736,752.40 Available to Award

5. The following are priorities, established in statute, for receipt of grant money. Please indicate by check mark, the priority(ies) the grant request satisfies:

- |   |   |
|---|---|
| <input checked="" type="checkbox"/> Law Enforcement | <input type="checkbox"/> Health                         |
| <input type="checkbox"/> Fire Services              | <input type="checkbox"/> Planning and Adjacent Land Use |
| <input type="checkbox"/> Emergency Medical Services | <input type="checkbox"/> Public Health                  |
| <input type="checkbox"/> Environmental Impacts      | <input type="checkbox"/> Roads                          |
| <input type="checkbox"/> Water Supplies             | <input type="checkbox"/> Recreation and Youth Programs  |
| <input type="checkbox"/> Waste Disposal             | <input type="checkbox"/> Child Care Programs            |
| <input type="checkbox"/> Behavioral                 |   |

6. Jurisdiction Priority: 1 ( Optional - If multiple applications are submitted a jurisdiction may want to indicate the relative priority of each application)

7. Request is for:  Single-year grant

Multi-year grant for Fiscal Years: FY 2011/12 and FY 2012/13

8. What is the grant or project time frame? July 1, 2011 to June 30, 2013

9. Amount of funding requested through this application? FY 2011/12 = \$736,752; FY 2012/13 = \$329,000

10. What will be the total cost of the project? \$1,065,752

11. If ongoing costs, annual amount? \$798,000 (estimated)

12. Please provide funding history since FY 07-08:

**REFER TO ATTACHMENT "C" FOR THE COMPLETE FUNDING HISTORY FOR LAW ENFORCEMENT SINCE INCEPTION OF GRANT**

13. Name other sources of funding, if any, that will be contributed to the project and the amount provided by each source: **SEE ATTACHMENT A**



## PROJECT DESCRIPTION ATTACHMENT A

### **REQUEST FULL FUNDING OF \$736,752**

The purpose of this grant application to the Indian Gaming Community Benefit Committee is to request full funding for the reimbursement of law enforcement patrol services already provided during FY2011/12. Additionally, this application is requesting the restoration of full funding in FY2012/13 to provide for law enforcement services consisting of a "full post" which is one deputy sheriff, 24 hours a day/7 day a week, to mitigate the Casino's impact on the community.

The funding for full law enforcement patrol coverage is essential for the proper level of service in the geographical area commonly described as the Santa Ynez Valley. Within this area, there are several communities under the law enforcement jurisdiction of the Santa Barbara County Sheriff's Office. These communities include the Santa Ynez Band of Chumash Indians' Reservation and the surrounding unincorporated areas of Santa Barbara County, including Santa Ynez, Ballard, and Los Olivos. The proposed project does not impact the service levels provided to the two incorporated cities of Solvang and Buellton. The law enforcement service levels to these two cities are provided through contracts with the Santa Barbara County Sheriff's Office.

This application is a continuation of the multi-year grant beginning in 2005. In prior years, the Sheriff's Office was fully funded by the Indian Gaming Local Community Benefit Grant for the costs of one full post, or five plus (5.09) full-time sheriff's deputies, 24/7 coverage, in order to mitigate the impacts of the casino in and around the Santa Ynez Valley. In FY2010/11, the grant funding was suspended and the Sheriff's Office did not receive anticipated revenue of \$673,000 for services provided. In FY2011/12, in order to limit our financial exposure and not allow for a repeat of the loss of the expected revenue such as the prior year, we were forced to reduce our law enforcement service from a full 24/7 post to a limited schedule. When staffing permitted, we assigned a patrol deputy to a 12 hour "swing shift", seven days a week from 1400 hours to 0200 hours. This schedule was subject to available staffing levels and was not consistent throughout the year. Without this limited patrol coverage, service to the Santa Ynez Valley, which includes the Santa Ynez Band of Chumash Indians' Reservation and the surrounding unincorporated areas, would have been severely reduced. This limited staffing schedule provided much needed law enforcement services, however, it was neither consistent nor fully efficient.

Historically, the funding stream for this grant has been retroactive. It is problematic to provide a service without properly securing the budgetary resources to fund that service. In FY2010/11, due to a change in policy by the State of California affecting the Special Distribution Fund, the Sheriff's Office did not receive funding after providing for a full post that provided for 24/7 law enforcement coverage. The Sheriff's Office suffered a loss in excess of \$673,000. We can not afford to again sustain such a negative loss to our budget. The Sheriff's Office is proposing that we receive full funding from this year's grant and "roll over" the unused positive variance to the next fiscal year.

**REQUEST SUPPLEMENTAL FUNDING OF \$329,243**

In addition, we respectfully request additional supplemental funding from the Tribe to again return to a full staffing model of one post consisting of a deputy sheriff, 24/7. In effect, together with the Tribe, we will be proactive in our budgeting principles and be assured that the funding for the services provided in the upcoming fiscal year will be available. If the Sheriff's Office is awarded full funding from this year's grant (\$736,752), the additional amount necessary to fully fund a post for the next fiscal year will be \$329,243. Along with the roll over of this year's funds, the supplemental funding will allow the Sheriff's Office to return to prior staffing levels of one full post in FY 2012/13. Without the full grant award or supplemental funding, the Sheriff's Office will only be able to provide the level of service that is budgeted.

The resources allotted by this grant and the supplemental funding will be deployed specifically to the areas mentioned above. The Sheriff's Office would deploy the existing and augmented law enforcement resources in a manner that best targets crime trends and enhances public safety.

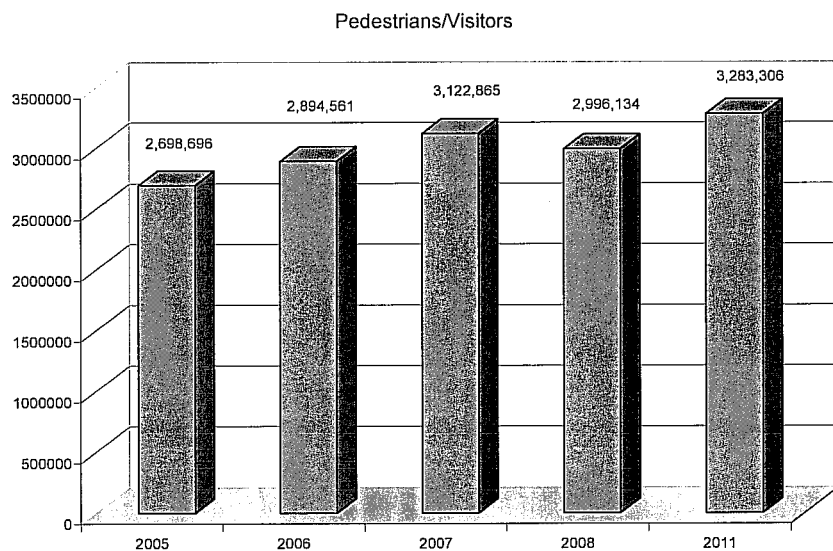
The goal in deploying the additional law enforcement resources has been the reduction of crime, increased likelihood of identification and arrest of suspects, and the reduction of fear of crime in the community. The additional five (5) patrol positions will mitigate the impact on the surrounding communities.

## IMPACTS ASSOCIATED WITH THE TRIBAL CASINO AND/OR GAMING ATTACHMENT B

Within the area commonly described as the Santa Ynez Valley, there are several communities under the law enforcement jurisdiction of the Santa Barbara County Sheriff's Office. These communities include the Santa Ynez Band of Chumash Indians' Reservation, the surrounding unincorporated area of Santa Barbara County, and the Cities of Solvang and Buellton. A tribal casino is operated on the Santa Ynez Band of Chumash Indians' Reservation. The County of Santa Barbara meets all four (4) nexus test criteria.

With the growth in popularity of tribal gaming over the years, the enlargement of the tribal casino on the Santa Ynez Band of Chumash Indians' Reservation, and the addition of the resort complex, the total number of daily visitors to the area has increased over the years. With the increased number of visitors comes an increase in the calls for service, reports and arrests at both the tribal casino and in the surrounding communities.

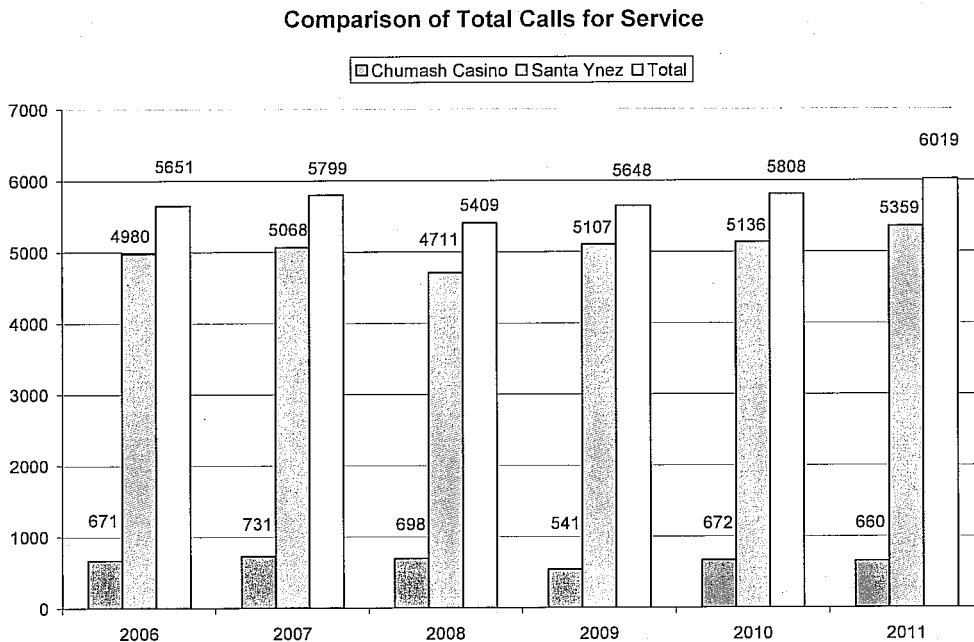
The Casino was able to provide data regarding the pedestrian traffic to the Casino for the years 2005-2008 and then again for the year 2011. The pedestrian counter device (Object Video) was not operational for several months during the 2009 and 2010 years, thus was unable to provide full data for those years. *(It should be noted that the counter device has an approximated variance of 2-3%, due to situations requiring some employees to pass by the counting device.)*



The data provided reflects an average of **2,999,112 pedestrians/visitors per year** from 2005 to 2008 and also using the 2011 data; refer to graph below. From the year before there is an **8.75% increase** in pedestrians/visitors and a **17.81% increase** since 2005.

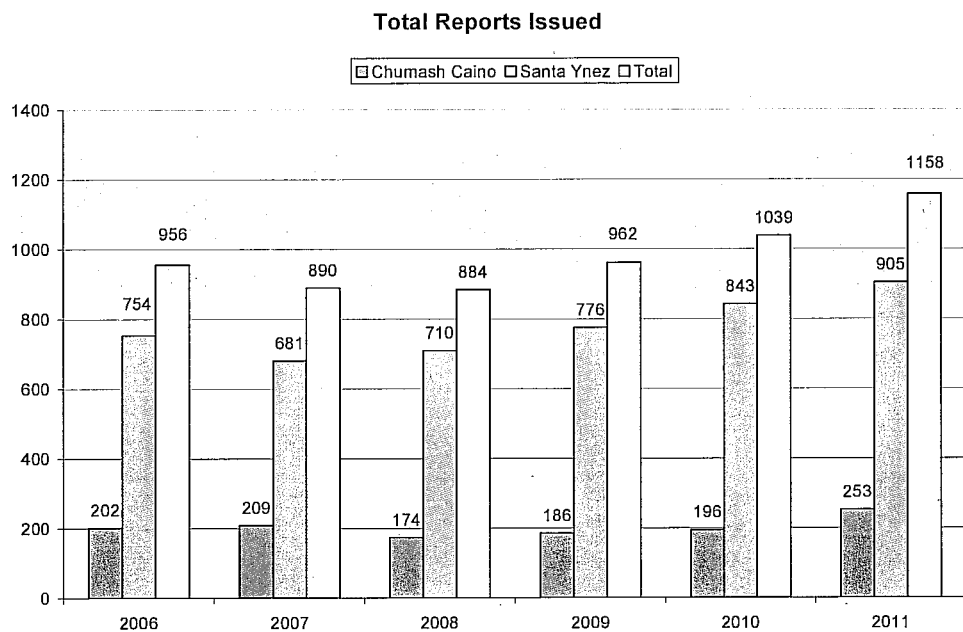
As the primary law enforcement agency for the Santa Ynez Band of Chumash Indians' Reservation and the townships of Santa Ynez, Ballard, and Los Olivos, and the areas surrounding the reservation on all four sides, the Santa Barbara County Sheriff's Office has been impacted.

The total calls for service in the entire community have also increased. In 2006, there were 5651 total calls for service. In 2011 there were 6019 total calls for service. This was an **increase of 6.11%** from the 2006 data and a **3.51% increase** from 2010 data.



However, calls for service are only one of many factors to review when looking at the impact. Crime investigations are written on formal reports as are other significant events to which Sheriff's personnel respond. The reports for the area including both the Santa Ynez Band of Chumash Indians' Reservation/Casino and the surrounding unincorporated areas of Santa Barbara County have continued to show an increase over the years.

The below graph reflects both criminal and non-criminal reports:



In 2006 there were 956 total reports written. In 2011 there were 1158 reports. This is an **increase of 17.44%** from the 2006 data and a **10.27% increase** from the 2010 data.



The following chart shows the statistical breakdown of the 253 reports written during 2011 in regards to casino related activity:

|            | January 2011 | April 2011 | July 2011 | October 2011 | Total |
|------------|--------------|------------|-----------|--------------|-------|
| 12500A VC  | 4            | 12         | 9         | 10           | 35    |
| ALL OTHER  | 12           | 16         | 15        | 11           | 54    |
| ARSON      |              | 1          |           |              | 1     |
| ASSAULT    | 1            | 2          | 1         | 1            | 5     |
| BURG AUTO  |              |            | 1         |              | 1     |
| BURGLARY   | 1            | 2          | 1         | 3            | 7     |
| CIVIL      |              |            | 1         |              | 1     |
| CORONER    |              |            |           | 1            | 1     |
| DANGERDRUG |              | 3          | 1         | 1            | 5     |
| DISORDERLY |              |            | 1         | 1            | 2     |
| DOM VIOL   |              | 3          |           |              | 3     |
| DRUNKEN    | 5            | 3          | 4         | 5            | 17    |
| DUI        | 1            | 1          | 2         | 2            | 6     |
| FRAUD      |              |            |           | 2            | 2     |
| ID THEFT   | 1            | 1          |           |              | 2     |
| INCIDENT   | 1            | 1          |           | 2            | 4     |
| LARCENY    | 5            | 7          | 6         | 7            | 25    |
| MISC TRAFF |              | 1          | 7         | 3            | 11    |
| OAA        | 1            | 2          |           |              | 3     |
| POSSMJ     | 4            | 1          | 2         | 4            | 11    |
| POSSNARC   | 3            | 3          |           | 1            | 7     |
| PROPERTY   |              |            | 1         |              | 1     |
| ROBBERY    |              |            | 1         |              | 1     |
| SIB REFER  |              |            | 1         |              | 1     |
| STOLE PROP |              |            |           | 2            | 2     |
| SUSPCIRCS  |              |            |           | 1            | 1     |
| TOWED      |              | 1          |           |              | 1     |
| UI         | 5            | 4          | 2         | 8            | 19    |
| VANDAL     | 2            |            |           |              | 2     |
| WARRANT    | 4            | 10         | 5         | 2            | 21    |
| WEAPONS    |              |            | 1         |              | 1     |
| Total      | 50           | 74         | 62        | 67           | 253   |

COMPLETE FUNDING HISTORY FOR LAW ENFORCEMENT SINCE  
INCEPTION OF GRANT  
ATTACHMENT C

INDIAN GAMING REVENUE BY FY RECEIVED

|           | <u>Patrol</u> | <u>Radio Repeater</u> | <u>Radio<br/>Connectivity</u> |                     |
|-----------|---------------|-----------------------|-------------------------------|---------------------|
| FY 04/05  | 525,160.00    |                       |                               | 525,160.00          |
| FY 05/06  | 596,070.00    |                       |                               | 596,070.00          |
| FY 06/07  | 1,287,181.82  | 157,000.00            | 24,097.00                     | 1,468,278.82        |
| FY 07/08  |               |                       |                               | -                   |
| FY 08/09  | 674,603.00    |                       |                               | 674,603.00          |
| FY 09/10  |               |                       |                               | -                   |
| FY 10/11* | 674,881.60    |                       |                               | 674,881.60          |
|           | 3,757,896.42  | 157,000.00            | 24,097.00                     | <b>3,938,993.42</b> |

\*Note: Revenue received in FY2010/11 was for services provided in FY2009/10. No funding was allocated for services provided in FY2010/11.

ATTACHMENT D  
BUDGET ANALYSIS  
FY 2011/12 and FY 2012/13

| <b><u>FY 2011/12</u></b>                                    |             | <b><u>Amount Requested</u></b> |
|---|-------------|--------------------------------|
| Total Grant Funding Available FY 2011/12                    |             | <b>\$736,752</b>               |
| Projected Expenditures FY 2011/12                           | (\$267,995) |                                |
| Amount of "Roll Over" for FY 2012/13                        | \$468,757   |                                |
| <br><b>FY 2012/13</b>                                       |             |                                |
| Estimated Cost of One Post for FY 2012/13<br>(5.09 FTEs)    | \$798,000   |                                |
| Roll Over from FY 2011/12                                   | (\$468,757) |                                |
| Supplemental Contribution Required for FY 2012/13           |             | <b>\$329,243</b>               |
| <br><b>Total Amount Requested (Grant and Supplemental):</b> |             | <br><b>\$1,065,995</b>         |