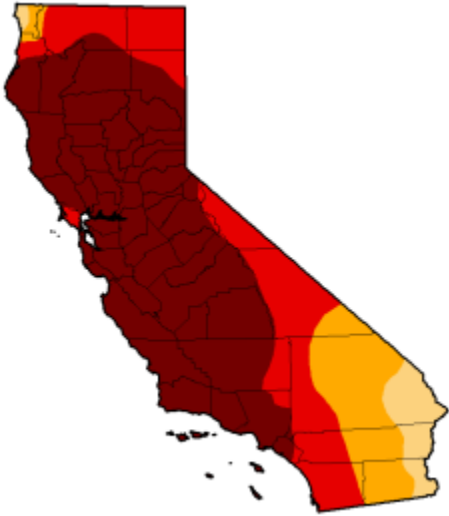


U.S. Drought Monitor
California



Water Supply & Drought Update

Board of Supervisors
October 14, 2014

List of action items from 6/17/14 BOS Hearing:

- Updated information on County Water Agency and other departments activities;
- Status report on Groundwater Basins;
- A report from Environmental Health Services (EHS) on well permit issues and activities;
- Update on the Cachuma Pumping Project;
- Update on the Central Coast Water Authority (CCWA) Supplemental Water Supplies (purchases and exchanges);
- An update on the Chromium 6 issue relating to water supplies;
- An update on Cachuma water releases for fisheries (Sept 9, 2014); and
- A State Legislative Update on water related bills including the Water Bond and Groundwater Regulation (Sept 9, 2014).

Santa Barbara County Drought Task Force

UPCOMING DATES:

- Nov 4- Re-ratification
- Nov 5 – DTF Meeting
- Dec 2 – Re-ratification
- Dec 9 – Re-ratification
- Dec 10 - DTF Meeting
- Jan 6, 2015 – Re-ratification



County Department Reports

- County Parks Conservation Measures
- Environmental Health Services Well Permit Report
 - Attachment No. 1: Well Activity Report
 - Well Application Maps
- General Services Conservation Measures
- Water Agency Groundwater Basin Status
 - Attachment 2: Groundwater Basin status Report



Groundwater Basins



- **Groundwater Level Declines During Drought**
 - Lack of recharge from surface water
 - Increased extraction
 - Continuation of existing trends
- **Lowest recorded measurements on record**
 - Buellton Uplands, Lompoc Uplands, Santa Maria, and Cuyama Groundwater Basins
 - Localized Effects
- **New Groundwater Legislation**
 - Recently enacted Groundwater Bills: SB 1168, SB 1319, AB 1739
 - Require management of all County groundwater basins designated as high or medium priority by DWR
 - Supplemental Regulation and Guidelines Under Development

Groundwater Basins

CASGEM Basin Monitoring Summary

CASGEM Basin Summary				
Basin No.	Basin Name	2010 Population	Basin Priority	Monitoring Entity
3-13	Cuyama	1,236	Medium	County Water Agency
3-12	Santa Maria	201,759	High	Twitchell Mgmt Authority
3-14	San Antonio	2,279	Medium	County Water Agency
3-15	Santa Ynez	75,460	Medium	County Water Agency
3-16	Goleta	47,252	Medium	Goleta Water District
3-53	Foothill	17,543	Very Low	City of Santa Barbara
3-17	Santa Barbara	63,966	Very Low	City of Santa Barbara
3-49	Montecito	9,885	Very Low	N/A
3-18	Carpinteria	14,561	Very Low	Carpinteria Valley Water District

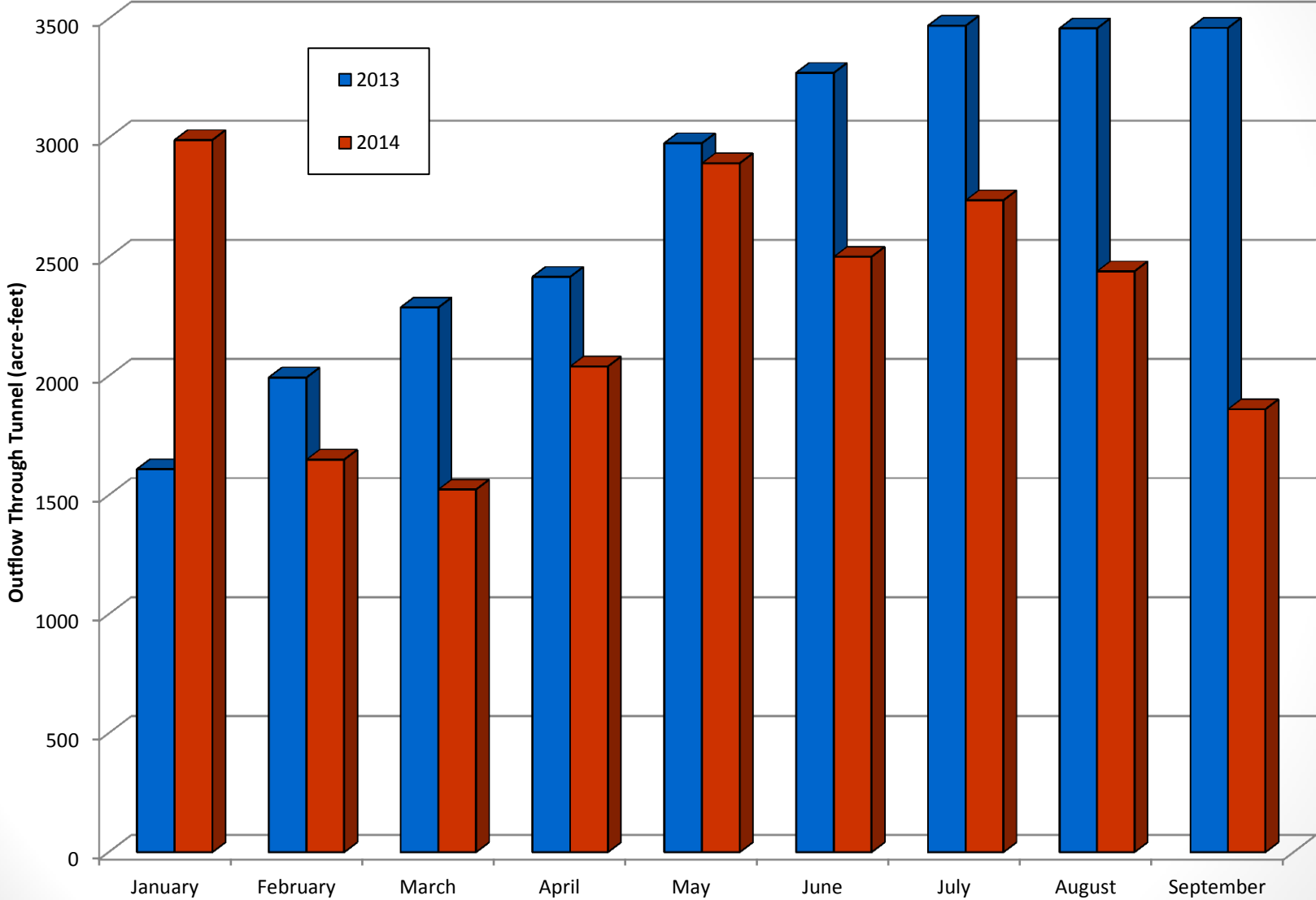
* CASGEM – California Statewide Groundwater Elevation Monitoring

Cachuma Lake

- Current Storage ~ 58,253 AF (30%)
- 2015 Allocation ~ 45%
- 7,700 AF (estimated) of carry over water available
- Decline of lake slowed by
 - reduced deliveries
 - maximum CCWA inflow



Deliveries From Lake Cachuma To The South Coast January-September 2013/14

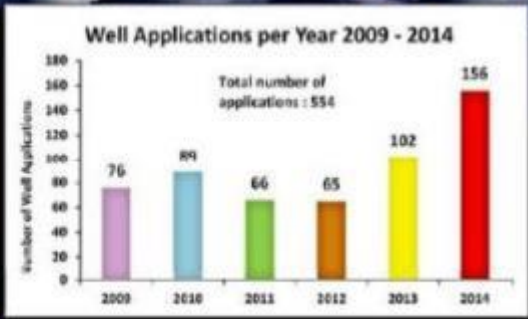
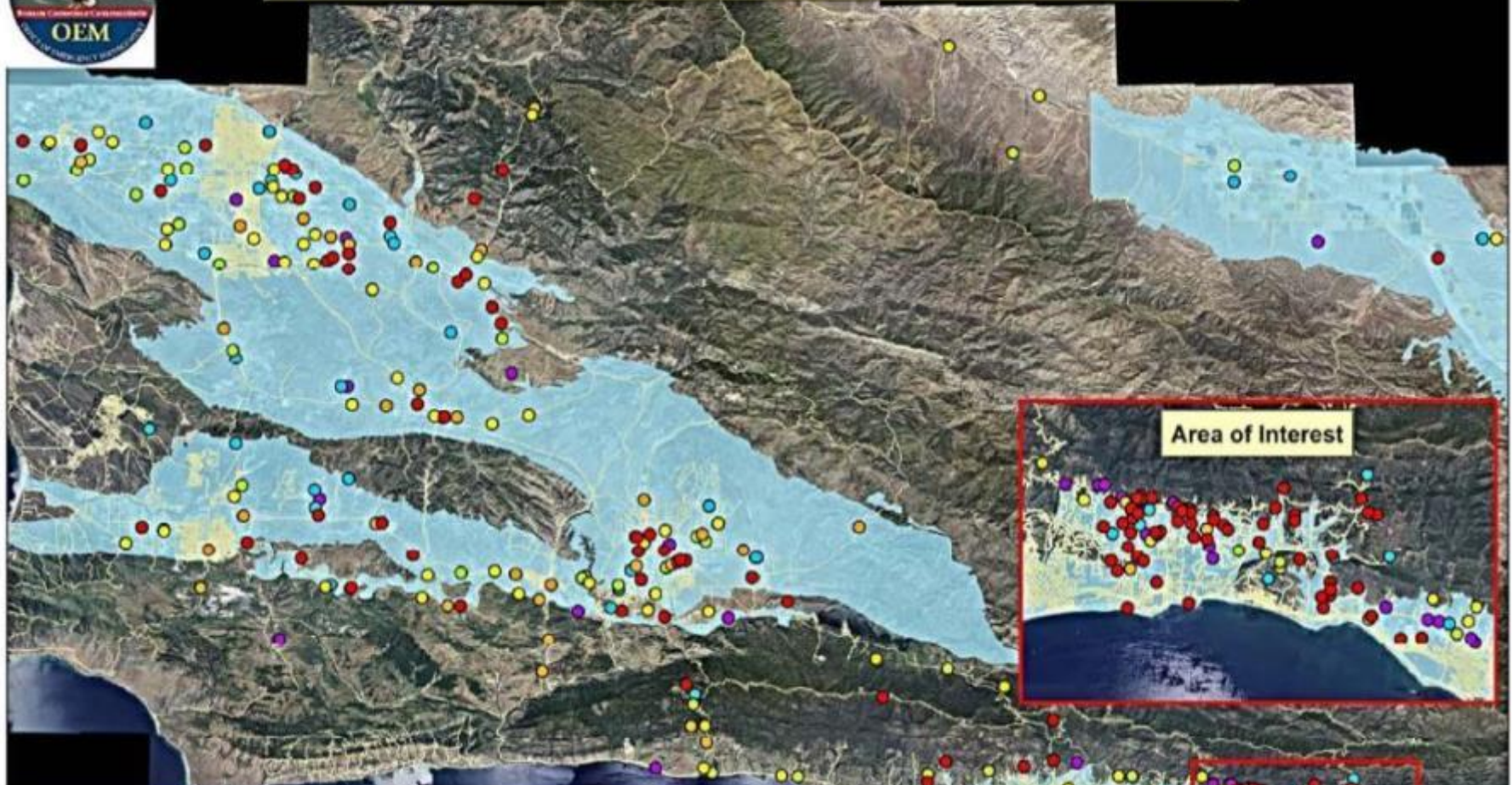


EHS & Well Permits

- In FY2010/11 – FY2012/13 = **57** applications
- In FY2013/14 alone = **165** applications
- FY2014/15 thus far, **28** have been submitted
- Majority are for irrigation wells in North County
- Montecito/Carpinteria: FY2013/14 = **80** applications
 - Previous average for this area: 9 applications per year.
 - Despite mandatory water restrictions, drilling wells will negate some water conservation gains in the area.
- Increased demand: long wait times (1 year+)
- Drilling rigs operating 7-days per week to meet demand, causing noise complaints.



Well Applications in Santa Barbara 2009 - 2014



External Agency Reports

- Cachuma Operations and Maintenance Board (COMB)
 - Cachuma Pumping Project
 - COMB Director Report
- Central Coast Water Authority (CCWA)
 - Supplemental Water Report
 - CCWA Executive Director Report
- Chromium 6
 - Santa Ynez River Water Conservation District ID#1 Manager Report
 - Santa Ynez River Water Conservation District (Parent District) Manager Report
- Water Purveyor Reports
 - Attachment No. 3: Drought Status Information from Purveyors
 - Purveyor Manager Reports

CCWA Supplemental Water Supplies

- CCWA has moved the previous year's carryover water, newly acquired supplemental water, & the SWP 5% allocation for 2014.

CCWA Member	Supplemental (AF)	Carryover (AF)	5% Table A (AF)	Total (AF)
City of Guadalupe	0	26	30	56
City of Santa Maria	0	868	891	1,759
Golden State Water Co.	0	46	28	74
Vandenberg AFB	0	2,356*	303	303
City of Buellton	0	67	32	99
Santa Ynez ID #1 (Solvang)	628	395	75	1,098
Goleta WD	0	4,033	373	4,406
La Cumber Mutual Water Co.	150	868	55	1,073
City of Santa Barbara	2,984	2,634	165	5,783
Montecito WD	2,148	1,397	165	3,710
Carpinteria Valley WD	0	519	110	629
Total:	5,910	13,210	2,227	21,347

*Note: 1,659 AF of VAFB Carryover was provided to other members as a local transfer.

Summary of Drought Actions by Water Purveyors

Water Purveyor in Santa Barbara County	Drought Action Status
Carpinteria Valley Water Dist.	Stage 1
City of Buellton	Stage 2
City of Guadalupe	Passed resolution re SWRCB rules
City of Lompoc	Posted notice re SWRCB rules
City of Santa Barbara	Stage 2
City of Santa Maria	No action; SWRCB rules apply
City of Solvang	Stage 2
Cuyama CSD	No action; SWRCB rules apply
Golden State Water Company (Orcutt, S. Maria)	Posted notice re SWRCB rules
Goleta Water District	Stage 2
La Cumbre Mutual Water Co. (Hope Ranch)	Stage 2
Los Alamos CSD	Passed ordinance to adopt SWRCB rules
Mission Hills CSD	No action; SWRCB rules apply
Montecito Water District	Stage 4; water rationing
Santa Ynez River Water Conservation Dist ID-1	Stage 1
Vandenburg Village CSD	Issued notice re SWRCB rules

Note: The provisions of each “stage” are not consistent across purveyors.

Questions

