

**SANTA BARBARA COUNTY**

**TREASURER'S REPORT TO THE BOARD OF SUPERVISORS AND  
THE TREASURY OVERSIGHT COMMITTEE**

**FOR THE QUARTER ENDED December 31, 2017**

## **ECONOMIC TREND**

---

- **The Federal Open Market Committee (Committee) decided to increase the target federal funds rate at a range of 1.25% to 1.50% at its December meeting. They noted that the labor market has continued to strengthen and that economic activity has been rising at a solid rate. The Committee continues to expect that, with gradual adjustments in the stance of monetary policy, economic activity will expand at a moderate pace and labor market conditions will remain strong.**
- **As summarized in the Beige Book issued January 17, 2018, reports from the 12 Federal Reserve Districts (Districts) indicated that the economy continued to expand from late November through the end of the year. The outlook for 2018 remains optimistic.**
- **Employment continued to grow at a modest pace since the last report. Most Districts cited on-going labor market tightness and challenges finding qualified workers across skills and sectors, which, in some instances, was described as constraining growth.**

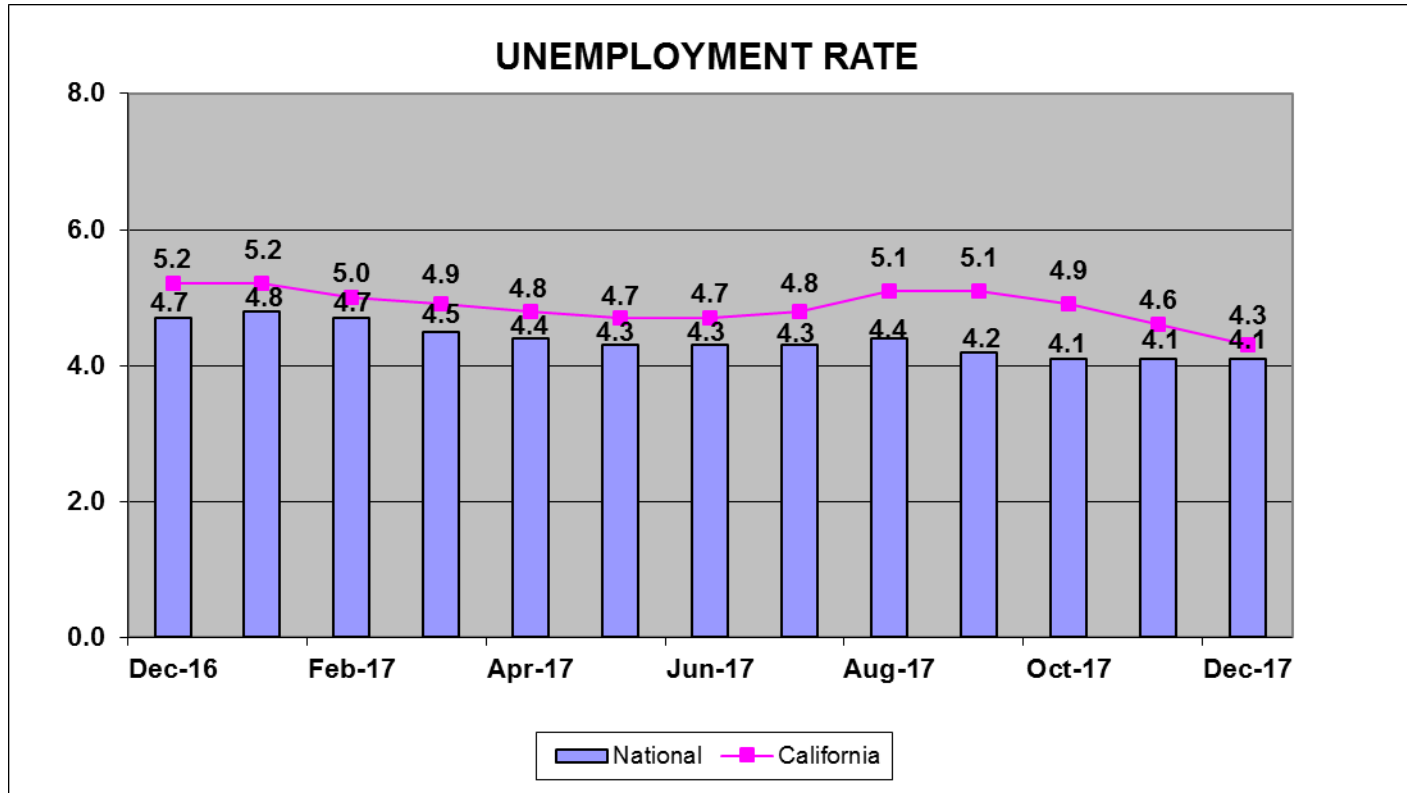
## **INVESTMENT ACTIVITIES**

---

- **The investment portfolio is in compliance with the Government Code and the Treasurer's Investment Policy.**
- **The Treasurer's Investment Pool has sufficient cash flow available to meet all budgeted expenditures for the next six months.**

## ECONOMIC TREND: Unemployment Rate

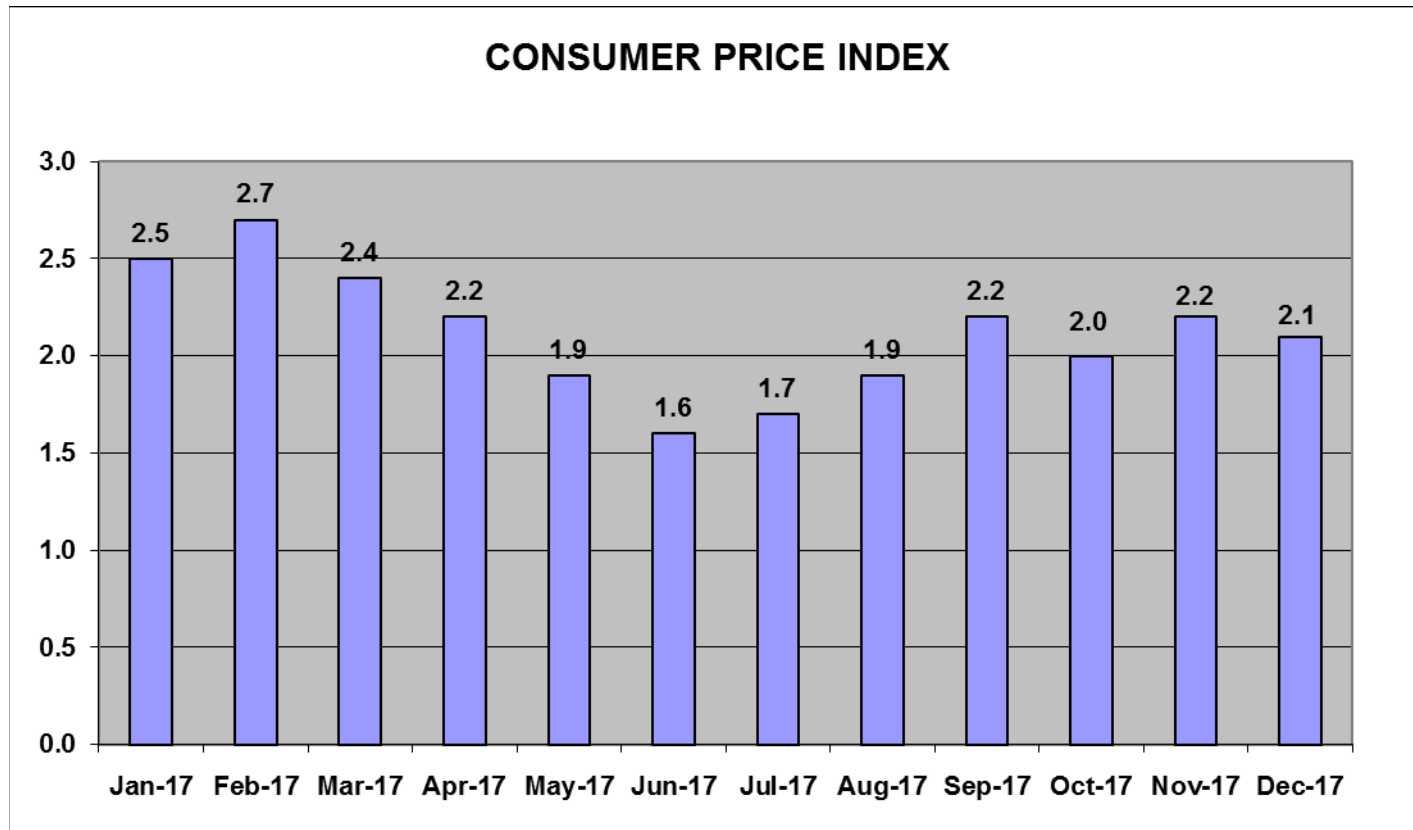
The unemployment rate represents the number of unemployed persons as a percent of the labor force. The sampling used each month to calculate the rate is approximately 60,000 households. The national unemployment rate began the quarter at 4.2% and ended the quarter at 4.1%. California's preliminary unemployment rate was 4.3% in December.



Source: Bureau of Labor Statistics

## ECONOMIC TREND: Inflation

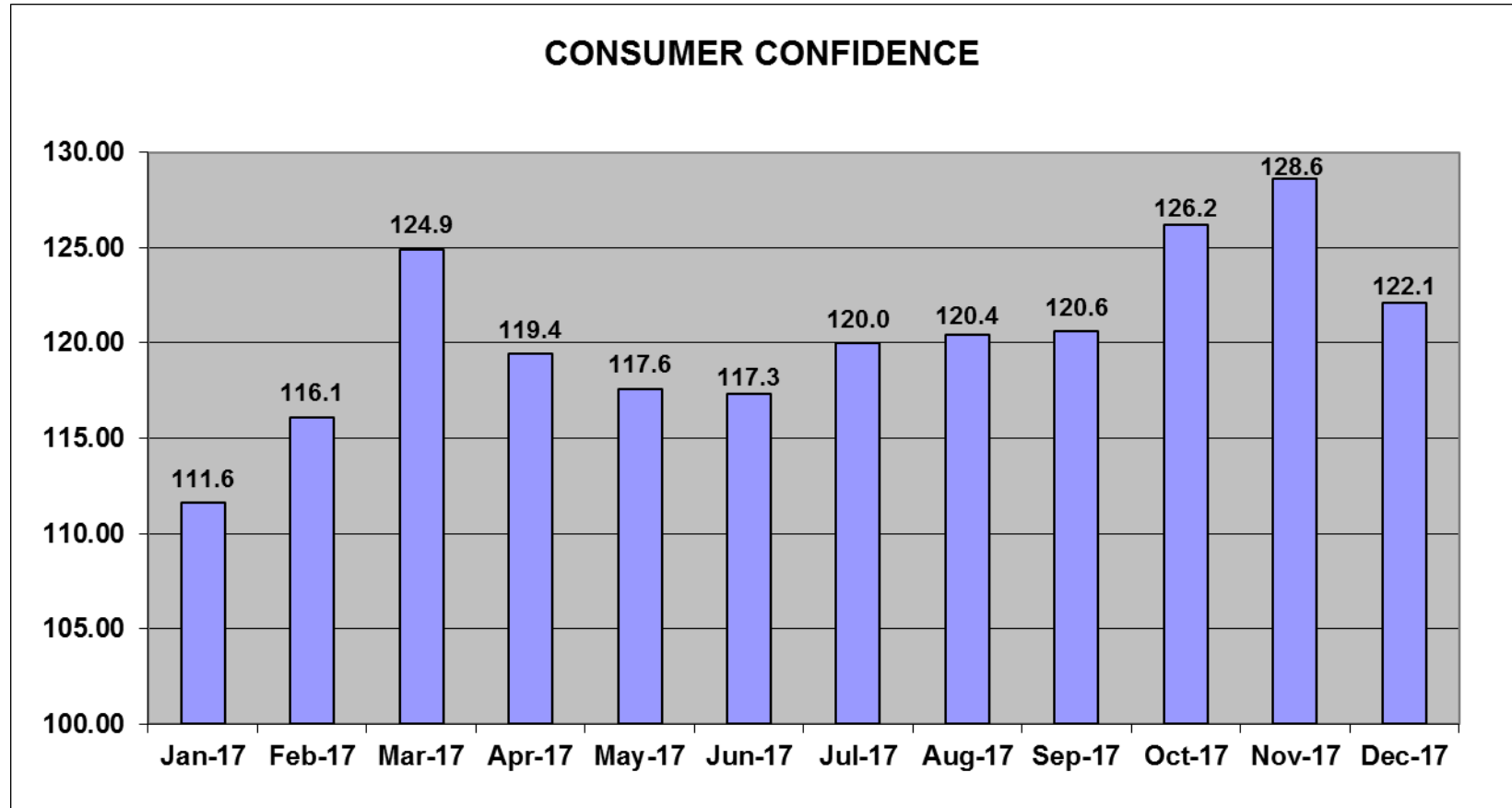
*The Consumer Price Index (CPI) represents changes in prices of all goods and services purchased for consumption by urban households. CPI was 2.1 at the end of December. The Core CPI, which excludes food and energy, was 1.8 at the end of December.*



Source: Bureau of Labor Statistics

## ECONOMIC TREND: Consumer Confidence

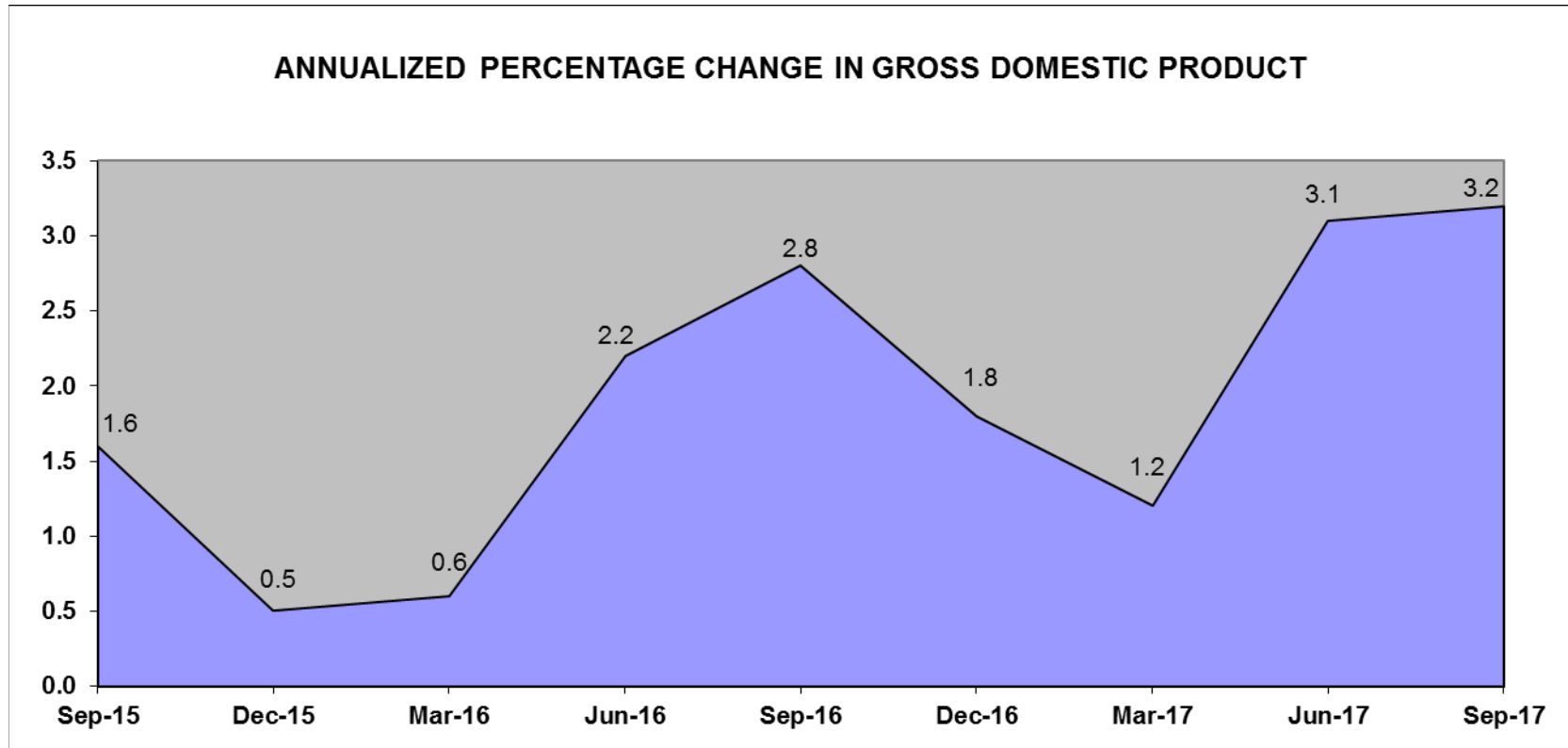
*Consumer Confidence is the average of responses to current business and employment conditions and responses to six-month future expectations for business conditions, employment conditions, and total family income. It began the quarter at 120.6 and ended at 122.1.*



Source: Conference Board

## ECONOMIC TREND: GDP (Gross Domestic Product)

Gross domestic product is the value of all goods and services produced. After eighteen consecutive quarters of growth, the economy experienced its first quarter in negative territory ending March 2014 at -0.9%. Subsequently, the economy continued to recover. For the most recent quarter ending September 2017, the economy reported GDP at 3.2%.



Source: Bureau of Economic Analysis

**Santa Barbara County Treasurer's Investment Pool  
Statement of Assets  
As of December 31, 2017**

Asset Description	Cost	Net Unrealized Holding Gains/(Losses)	Fair Value* 12/31/2017	Percent of Portfolio	Yield to Maturity	Weighted Average Days to Maturity	Fair Value* 9/30/2017	Net Change
Cash	\$ 73,517,057	\$ -	\$ 73,517,057	4.58	0.370	1	\$ 21,449,345	\$ 52,067,712
California Asset Management Program (CAMP)	100,000,000	-	100,000,000	6.23	1.240	1	70,000,000	30,000,000
Local Agency Investment Fund (LAIF)	65,000,000	-	65,000,000	4.05	1.160	1	65,000,000	-
Federally Insured Cash Account (FICA)	100,000,000	-	\$ 100,000,000	6.23	1.030	1	75,000,000	25,000,000
U.S. Treasury Bills	79,465,865	157,085	79,622,950	4.96	1.240	118	44,703,450	34,919,500
U.S. Treasury Notes	207,706,660	(486,580)	207,220,080	12.90	1.368	547	193,462,435	13,757,645
Government Agency Bonds	242,316,335	(1,233,777)	241,082,558	15.01	1.410	559	207,301,721	33,780,837
Government Agency Discount Notes	239,304,793	1,148,716	240,453,509	14.97	1.166	84	215,454,981	24,998,528
Government Agency Bonds - Callable	503,376,138	(4,335,320)	499,040,818	31.07	1.567	828	428,639,698	70,401,120
<b>Total</b>	<b>\$ 1,610,686,848</b>	<b>\$ (4,749,876)</b>	<b>\$ 1,605,936,972</b>	<b>100.00</b>	<b>1.317</b>	<b>432</b>	<b>\$ 1,321,011,630</b>	<b>\$ 284,925,342</b>

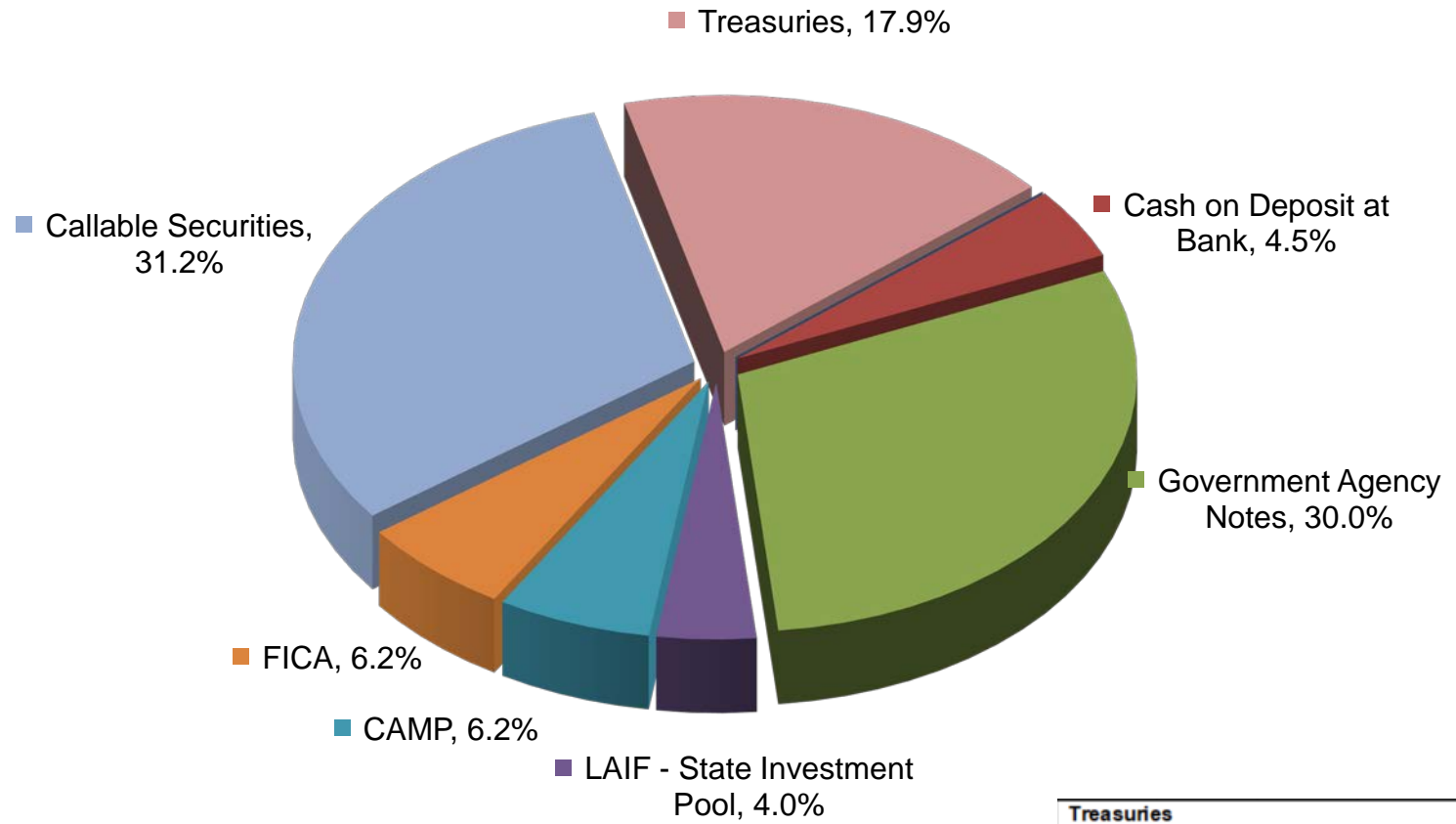
\*Provided by Union Bank

**Treasurer's Pool Earnings Summary:**

<b>Total Net Earnings on the Treasurer's Pool**</b>	\$ 3,704,180
<b>Average Daily Balance on the Treasurer's Pool</b>	\$ 1,411,184,562
<b>Net Interest Rate on the Treasurer's Pool</b>	1.041%

\*\*Total net earnings including earned interest, amortization and realized gains and losses on investments.

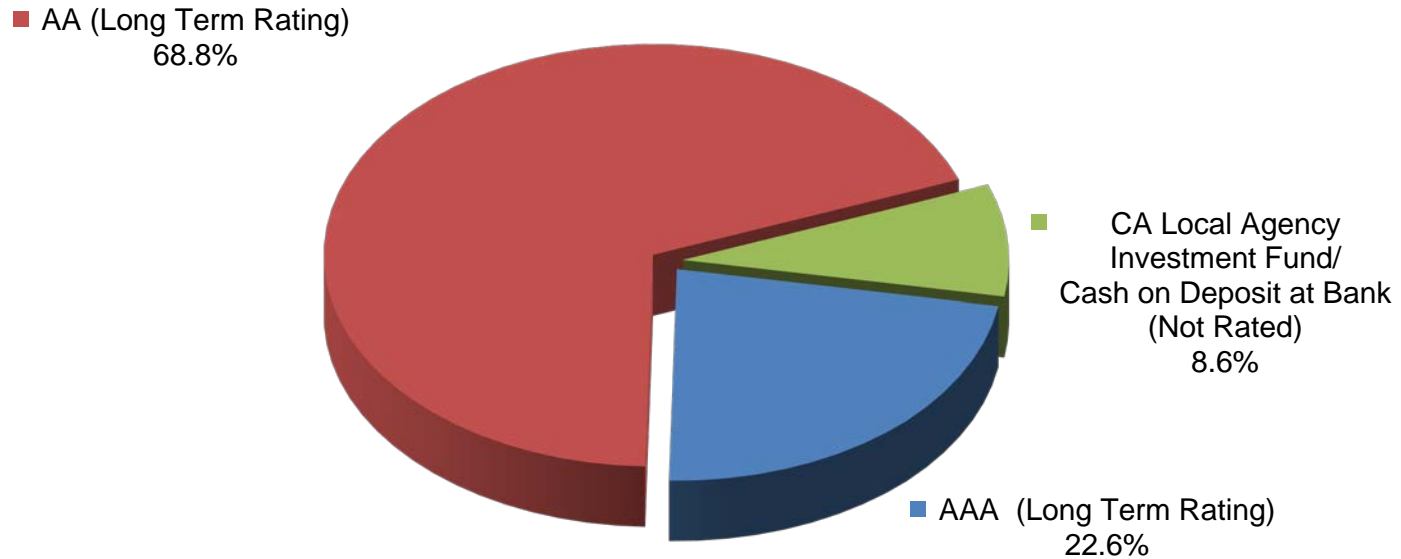
## TREASURER'S INVESTMENT POOL ASSET DISTRIBUTION BY SECTOR (PAR VALUE) 12/31/2017



Treasuries	\$ 289,500,000
Cash on Deposit at Bank	\$ 73,517,057
Government Agency Notes	\$ 484,324,000
LAIF - State Investment Pool	\$ 65,000,000
CAMP	\$ 100,000,000
FICA	\$ 100,000,000
Callable Securities	\$ 503,843,000
<b>TOTAL</b>	<b>\$1,616,184,057</b>



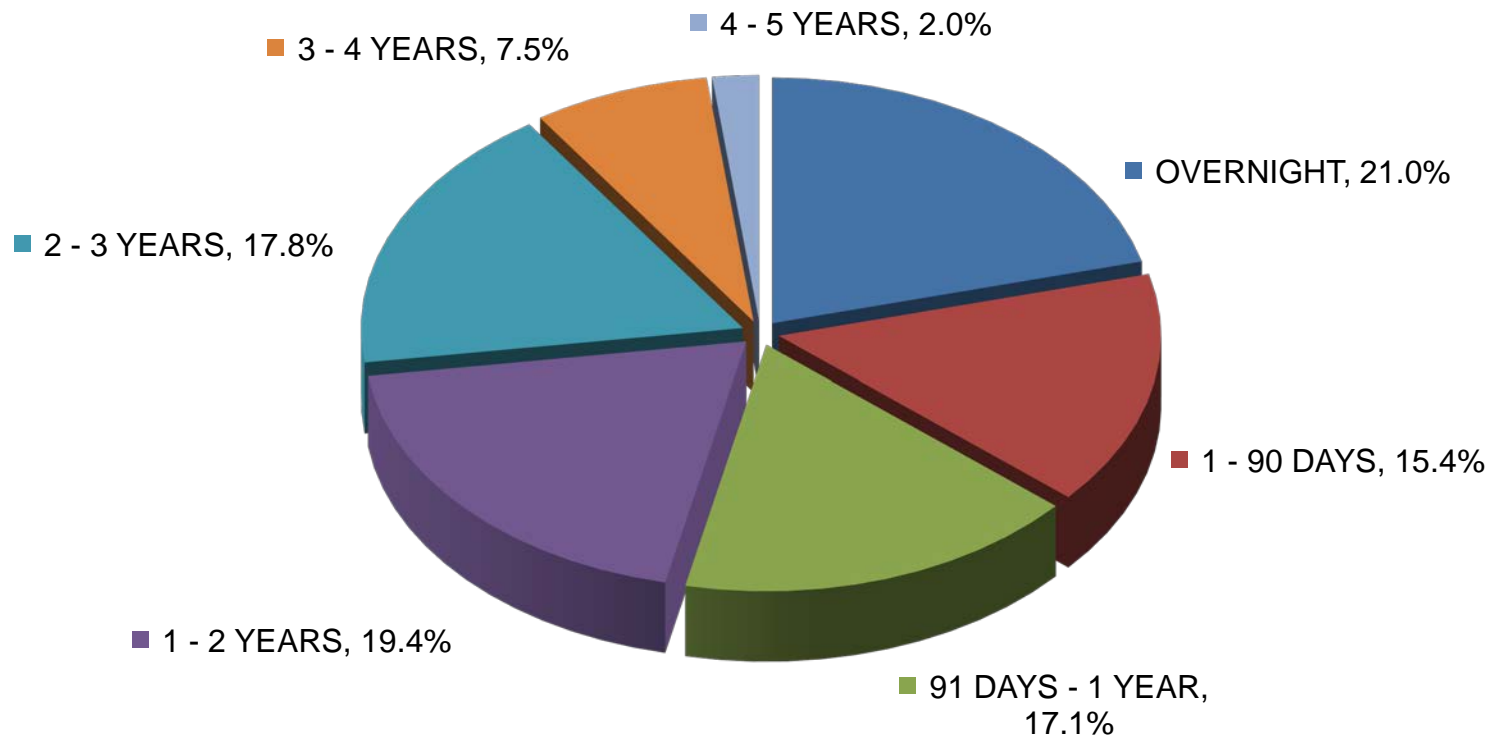
## S&P CREDIT RATING AT TIME OF PURCHASE BY PERCENT OF BOOK VALUE 12/31/2017



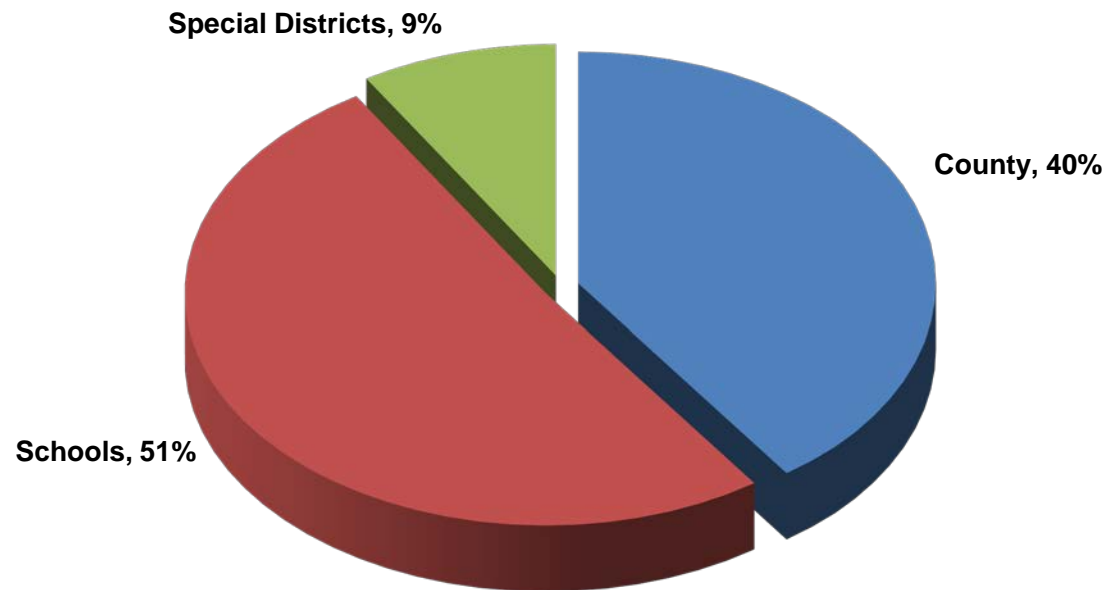
### Investment Policy Requirements:

- US Treasuries: N/A
- Agency of the Federal Government/US Government Sponsored: N/A
- Commercial Paper of US Corporations, Assets Greater Than \$500 million: A1, P1, F1 (by two of the three rating agencies)
- State of California - LAIF/Managed Investment Pools: N/A
- Negotiable CD's: A1, P1, F1 (by two of the three rating agencies)
- Medium Term Notes/Corporate Notes of US Corporations: Up to three years: AA- by at least two of the three rating agencies. Greater than three years: AA by at least two of the three rating agencies.

**TREASURER'S INVESTMENT POOL  
MATURITY DISTRIBUTION  
12/31/2017**

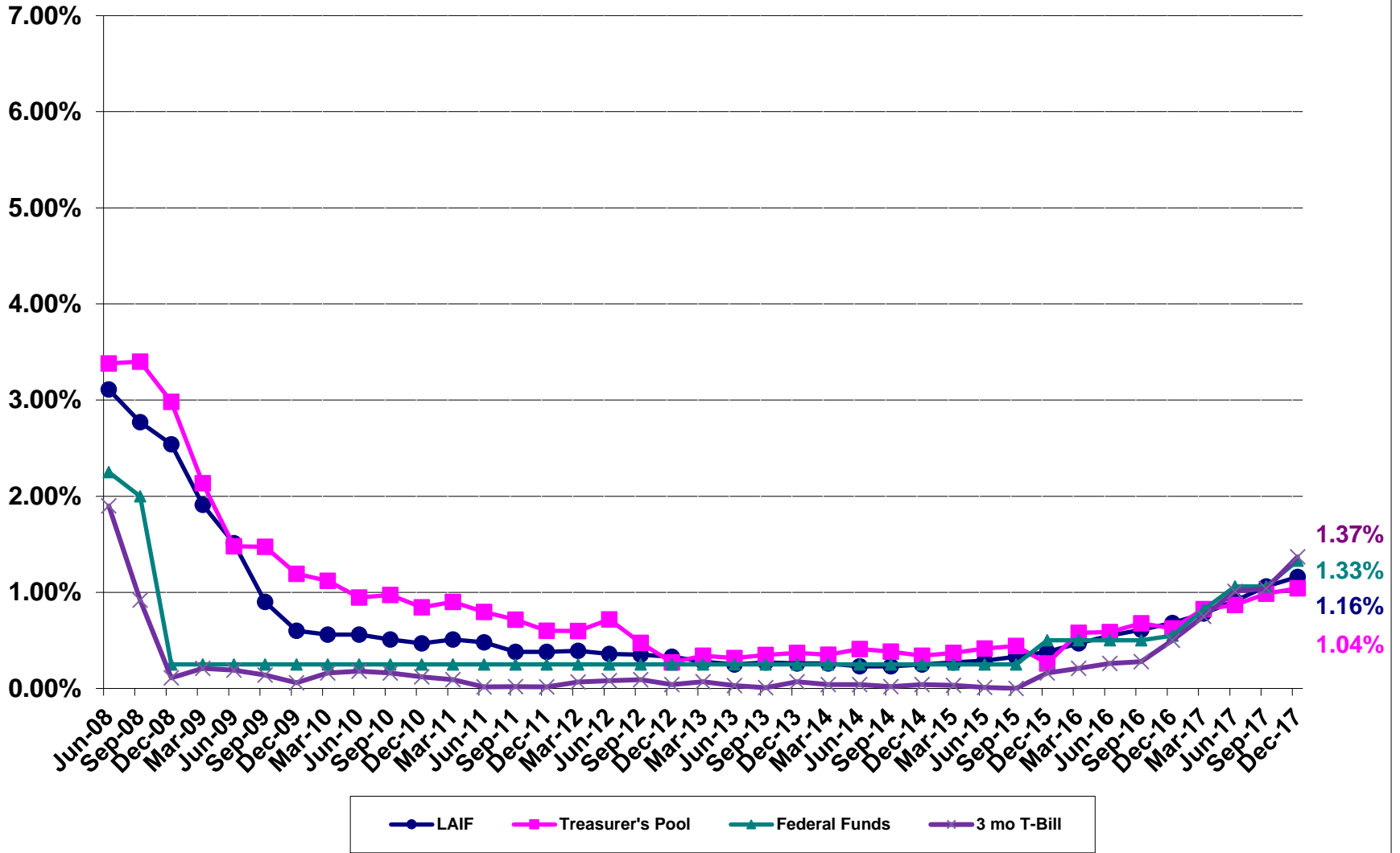


**TREASURER'S INVESTMENT POOL  
AVERAGE DAILY CASH BALANCE & INCOME DISTRIBUTION  
FOR THE QUARTER ENDED 12/31/2017**



The average daily cash balance of all entities in the pool during the quarter was \$1,411,184,562. Aggregate interest earnings of \$3,704,180 was distributed to pool participants.

**TREASURER'S INVESTMENT POOL  
 QUARTERLY PERFORMANCE VERSUS SELECTED BENCHMARKS  
 12/31/2017**



**County Pool 2017-2018  
Portfolio Management  
Investment Status Report - Investments  
December 31, 2017**

CUSIP	Investment #	Issuer	Par Value	Stated Rate	Maturity Date	Purchase Date	Term	Days to Maturity	Market Value	Accrued Interest At Purchase	Current Principal	Book Value
<b>Cash</b>												
SYS5495	5495	BAC	73,517,057.00	0.370			1	1	73,517,057.00		73,517,057.00	73,517,057.00
<b>Cash Totals</b>			<b>73,517,057.00</b>				<b>1</b>	<b>1</b>	<b>73,517,057.00</b>	<b>0.00</b>	<b>73,517,057.00</b>	<b>73,517,057.00</b>
<b>FICA</b>												
SYS6255	6255	FICA	100,000,000.00	1.030	07/01/2017		1	1	100,000,000.00		100,000,000.00	100,000,000.00
<b>FICA Totals</b>			<b>100,000,000.00</b>				<b>1</b>	<b>1</b>	<b>100,000,000.00</b>	<b>0.00</b>	<b>100,000,000.00</b>	<b>100,000,000.00</b>
<b>CAMP</b>												
SYS5272	5272	CAMP	100,000,000.00	1.240			1	1	100,000,000.00		100,000,000.00	100,000,000.00
<b>CAMP Totals</b>			<b>100,000,000.00</b>				<b>1</b>	<b>1</b>	<b>100,000,000.00</b>	<b>0.00</b>	<b>100,000,000.00</b>	<b>100,000,000.00</b>
<b>Local Agency Investment Funds</b>												
SYS1009	1009	LAIF	65,000,000.00	1.160			1	1	65,000,000.00		65,000,000.00	65,000,000.00
<b>Local Agency Investment Funds Totals</b>			<b>65,000,000.00</b>				<b>1</b>	<b>1</b>	<b>65,000,000.00</b>	<b>0.00</b>	<b>65,000,000.00</b>	<b>65,000,000.00</b>
<b>Federal Agency Coupon Securities</b>												
3133EFSH1	5998	FFCB	5,000,000.00	1.170	06/14/2018	12/14/2015	913	164	4,990,000.00		4,998,650.00	4,999,755.50
3133EFZN0	6040	FFCB	4,000,000.00	1.030	02/12/2019	02/12/2016	1,096	407	3,965,760.00		4,000,000.00	4,000,000.00
3133EFD87	6046	FFCB	5,000,000.00	0.875	06/25/2018	02/25/2016	851	175	4,982,350.00		4,997,500.00	4,999,482.14
3133EGFQ3	6100	FFCB	5,000,000.00	0.875	09/14/2018	06/14/2016	822	256	4,970,400.00		5,000,000.00	5,000,000.00
3133EGG33	6163	FFCB	5,000,000.00	0.730	05/14/2018	11/17/2016	543	133	4,986,800.00	Received	4,982,500.00	4,995,665.74
3133EG2S3	6227	FFCB	5,000,000.00	1.280	01/03/2019	01/03/2017	730	367	4,975,600.00		4,997,850.00	4,998,919.03
3133EG3X1	6235	FFCB	5,000,000.00	1.250	01/17/2019	01/17/2017	730	381	4,970,850.00		5,000,000.00	5,000,000.00
3133EG5Q4	6270	FFCB	5,300,000.00	1.300	02/01/2019	03/29/2017	674	396	5,271,698.00	Received	5,297,244.00	5,298,376.37
3133EHHB2	6355	FFCB	5,000,000.00	1.450	04/27/2020	04/27/2017	1,096	847	4,933,450.00		4,991,000.00	4,993,033.33
3133EHJG9	6375	FFCB	5,000,000.00	1.400	05/15/2019	05/15/2017	730	499	4,967,500.00		4,999,500.00	4,999,656.94
3133EHKH5	6392	FFCB	5,000,000.00	1.570	07/23/2020	05/23/2017	1,157	934	4,943,700.00		4,997,400.00	4,997,897.19
3133EHMR1	6422	FFCB	5,000,000.00	1.375	06/12/2019	06/12/2017	730	527	4,964,700.00		5,000,000.00	5,000,000.00
3133EHSV6	6468	FFCB	5,000,000.00	1.350	02/27/2019	07/27/2017	580	422	4,973,400.00		5,000,000.00	5,000,000.00
3133EHUK7	6478	FFCB	5,000,000.00	1.400	08/14/2019	08/14/2017	730	590	4,966,850.00		5,000,000.00	5,000,000.00
3133EHUK7	6486	FFCB	5,000,000.00	1.400	08/14/2019	08/21/2017	723	590	4,966,850.00	1,361.11	5,000,000.00	5,000,000.00
3133EHYJ6	6508	FFCB	5,000,000.00	1.375	09/12/2019	09/12/2017	730	619	4,952,650.00		4,998,000.00	4,998,302.78
3133EHVX8	6517	FFCB	5,000,000.00	1.500	08/24/2020	09/18/2017	1,071	966	4,930,150.00	5,000.00	4,989,900.00	4,990,885.13
3133EHZA4	6523	FFCB	5,000,000.00	1.660	09/20/2021	09/20/2017	1,461	1,358	4,914,900.00		4,984,000.00	4,985,122.22

**County Pool 2017-2018  
Portfolio Management  
Investment Status Report - Investments  
December 31, 2017**

CUSIP	Investment #	Issuer	Par Value	Stated Rate	Maturity Date	Purchase Date	Term	Days to Maturity	Market Value	Accrued Interest At Purchase	Current Principal	Book Value
<b>Federal Agency Coupon Securities</b>												
3133EHB69	6565	FFCB	5,000,000.00	1.450	06/03/2019	10/03/2017	608	518	4,967,000.00		5,000,000.00	5,000,000.00
3133EFVQ7	6571	FFCB	5,000,000.00	1.250	01/22/2019	10/24/2017	455	386	4,970,750.00	15,972.22	4,983,000.00	4,985,542.41
3133EHJ95	6574	FFCB	5,000,000.00	1.750	10/26/2020	10/26/2017	1,096	1,029	4,952,900.00		4,999,000.00	4,999,060.19
3133EHZ89	6595	FFCB	5,000,000.00	1.750	09/05/2019	12/05/2017	639	612	4,983,500.00		5,000,000.00	5,000,000.00
3130A6UX3	6004	FHLB	5,000,000.00	1.500	06/28/2019	12/28/2015	1,278	543	4,970,250.00		5,000,000.00	5,000,000.00
3130A7CX1	6043	FHLB	5,000,000.00	0.875	03/19/2018	02/23/2016	755	77	4,994,750.00	Received	4,999,500.00	4,999,947.72
3130A8PK3	6120	FHLB	5,000,000.00	0.625	08/07/2018	07/08/2016	760	218	4,969,100.00		4,989,600.00	4,997,000.80
3130AAVV7	6250	FHLB	5,000,000.00	0.875	03/01/2018	03/01/2017	365	59	4,996,700.00		4,998,250.00	4,999,708.33
3130AAUP1	6251	FHLB	5,000,000.00	1.250	02/25/2019	03/02/2017	725	420	4,967,300.00	Received	4,986,900.00	4,992,393.55
3130ABQ82	6447	FHLB	5,000,000.00	1.250	07/03/2018	07/03/2017	365	183	4,988,050.00		5,000,000.00	5,000,000.00
3130A8BD4	6448	FHLB	5,000,000.00	0.875	06/29/2018	07/03/2017	361	179	4,981,500.00	Received	4,981,650.00	4,990,825.00
3130ABUN4	6518	FHLB	5,000,000.00	1.520	02/28/2020	09/18/2017	893	788	4,950,500.00	4,222.22	5,000,000.00	5,000,000.00
3130A66T9	6526	FHLB	5,000,000.00	1.625	09/11/2020	09/21/2017	1,086	984	4,945,200.00	2,256.94	5,000,000.00	5,000,000.00
313380FB8	6533	FHLB	5,000,000.00	1.375	09/13/2019	09/22/2017	721	620	4,953,650.00	1,718.75	4,988,000.00	4,989,670.89
3130ABY34	6588	FHLB	5,000,000.00	1.613	05/29/2020	11/29/2017	912	879	4,953,000.00		4,971,300.00	4,972,320.44
3137EADK2	5971	FHLMC	5,000,000.00	1.250	08/01/2019	11/06/2015	1,364	577	4,951,100.00	Received	4,960,300.00	4,983,175.46
3137EADK2	5984	FHLMC	5,000,000.00	1.250	08/01/2019	12/01/2015	1,339	577	4,951,100.00	Received	4,952,850.00	4,979,639.77
3137EADM8	6030	FHLMC	5,000,000.00	1.250	10/02/2019	01/27/2016	1,344	639	4,940,450.00	Received	4,988,500.00	4,994,523.40
3134G34G2	6165	FHLMC	3,750,000.00	1.000	07/25/2018	11/18/2016	614	205	3,733,650.00	Received	3,750,000.00	3,750,000.00
3137EAEH8	6460	FHLMC	5,000,000.00	1.375	08/15/2019	07/19/2017	757	591	4,957,100.00		4,992,650.00	4,994,246.11
3137EADM8	6623	FHLMC	5,000,000.00	1.250	10/02/2019	12/20/2017	651	639	4,940,450.00	13,541.67	4,943,650.00	4,944,615.50
3137EAEJ4	6625	FHLMC	5,000,000.00	1.625	09/29/2020	12/22/2017	1,012	1,002	4,942,900.00	18,732.64	4,947,000.00	4,947,478.44
3136G1CL1	6187	FNMA	5,000,000.00	1.500	02/20/2020	12/07/2016	1,170	780	4,952,200.00	Received	4,999,650.00	4,999,766.57
3135G0J20	6190	FNMA	5,000,000.00	1.375	02/26/2021	12/09/2016	1,540	1,152	4,894,750.00	Received	4,923,100.00	4,942,464.40
3135G0P49	6206	FNMA	5,000,000.00	1.000	08/28/2019	12/16/2016	985	604	4,926,250.00	Received	4,925,450.00	4,954,211.57
3135G0TG8	6282	FNMA	5,000,000.00	0.875	02/08/2018	04/06/2017	308	38	4,997,600.00	Received	4,993,150.00	4,999,160.76
3135G0P49	6294	FNMA	5,000,000.00	1.000	08/28/2019	04/11/2017	869	604	4,926,250.00	Received	4,947,000.00	4,963,079.35
3135G0WJ8	6413	FNMA	5,000,000.00	0.875	05/21/2018	06/02/2017	353	140	4,986,900.00	Received	4,983,400.00	4,993,340.97
3135G0T60	6496	FNMA	5,000,000.00	1.500	07/30/2020	08/29/2017	1,066	941	4,938,150.00	5,833.33	4,998,000.00	4,998,232.16
3135G0T60	6603	FNMA	5,000,000.00	1.500	07/30/2020	12/11/2017	962	941	4,938,150.00	27,083.33	4,943,000.00	4,944,201.26
912828H52	6611	USTR	5,000,000.00	1.250	01/31/2020	12/12/2017	780	760	4,933,800.00	22,758.15	4,937,890.63	4,939,483.18
<b>Federal Agency Coupon Securities Totals</b>			<b>243,050,000.00</b>				<b>847</b>	<b>559</b>	<b>241,082,558.00</b>	<b>118,480.36</b>	<b>242,316,334.63</b>	<b>242,511,184.60</b>

**County Pool 2017-2018  
Portfolio Management  
Investment Status Report - Investments  
December 31, 2017**

CUSIP	Investment #	Issuer	Par Value	Stated Rate	Maturity Date	Purchase Date	Term	Days to Maturity	Market Value	Accrued Interest At Purchase	Current Principal	Book Value
<b>Federal Agency Disc. -Amortizing</b>												
313313RJ9	6228	FCDN	10,000,000.00	0.9300	01/04/2018	01/04/2017	365	3	9,999,300.00		9,905,708.33	9,999,225.00
313313RR1	6232	FCDN	5,000,000.00	0.8800	01/11/2018	01/12/2017	364	10	4,998,400.00		4,955,511.11	4,998,777.78
313313RQ3	6233	FCDN	5,000,000.00	0.8700	01/10/2018	01/13/2017	362	9	4,998,550.00		4,956,258.33	4,998,912.50
313313RG5	6234	FCDN	5,000,000.00	0.8700	01/02/2018	01/13/2017	354	1	5,000,000.00		4,957,225.00	4,999,879.17
313313RR1	6236	FCDN	5,000,000.00	0.8600	01/11/2018	01/17/2017	359	10	4,998,400.00		4,957,119.44	4,998,805.56
313313RZ3	6238	FCDN	5,000,000.00	0.8600	01/19/2018	01/20/2017	364	18	4,996,950.00		4,956,522.22	4,997,850.00
313313SN9	6266	FCDN	5,000,000.00	1.0800	02/01/2018	03/10/2017	328	31	4,994,500.00		4,950,800.00	4,995,350.00
313313SG4	6268	FCDN	5,000,000.00	1.0300	01/26/2018	03/28/2017	304	25	4,995,700.00		4,956,511.11	4,996,423.61
313313ST6	6269	FCDN	5,000,000.00	1.0400	02/06/2018	03/28/2017	315	36	4,993,600.00		4,954,500.00	4,994,800.00
313313SE9	6274	FCDN	5,000,000.00	1.0400	01/24/2018	03/30/2017	300	23	4,996,050.00		4,956,666.67	4,996,677.78
313313SE9	6292	FCDN	5,000,000.00	1.0500	01/24/2018	04/10/2017	289	23	4,996,050.00		4,957,854.17	4,996,645.83
313313TQ1	6314	FCDN	5,000,000.00	1.0600	02/27/2018	04/18/2017	315	57	4,989,750.00		4,953,625.00	4,991,608.33
313313XC7	6419	FCDN	5,000,000.00	1.2000	05/22/2018	06/08/2017	348	141	4,972,200.00		4,942,000.00	4,976,500.00
313313YQ5	6434	FCDN	5,000,000.00	1.2500	06/27/2018	06/28/2017	364	177	4,964,050.00		4,936,805.56	4,969,270.84
313313YN2	6494	FCDN	5,000,000.00	1.2100	06/25/2018	08/28/2017	301	175	4,964,500.00		4,949,415.28	4,970,590.28
313313C63	6573	FCDN	5,000,000.00	1.3700	08/20/2018	10/25/2017	299	231	4,950,800.00		4,943,106.94	4,956,045.83
313313ZP6	6576	FCDN	5,000,000.00	1.3700	07/20/2018	10/30/2017	263	200	4,958,550.00		4,949,956.94	4,961,944.44
313313ZC5	6579	FCDN	5,000,000.00	1.3600	07/09/2018	10/31/2017	251	189	4,960,850.00		4,952,588.89	4,964,300.00
313313YK8	6580	FCDN	5,000,000.00	1.3300	06/22/2018	11/03/2017	231	172	4,965,100.00		4,957,329.17	4,968,227.78
313313B80	6581	FCDN	5,000,000.00	1.4200	08/14/2018	11/03/2017	284	225	4,952,100.00		4,943,988.89	4,955,625.00
313313H84	6582	FCDN	5,000,000.00	1.4800	10/01/2018	11/03/2017	332	273	4,937,300.00		4,931,755.56	4,943,883.34
313313C63	6585	FCDN	5,000,000.00	1.5300	08/20/2018	11/27/2017	266	231	4,950,800.00		4,943,475.00	4,950,912.50
313313C71	6617	FCDN	5,000,000.00	1.6000	08/21/2018	12/14/2017	250	232	4,950,600.00		4,944,222.22	4,948,238.22
313313RP5	6230	FFCBDN	5,000,000.00	0.8800	01/09/2018	01/10/2017	364	8	4,998,750.00		4,955,511.11	4,999,022.22
313385SU1	6242	FHDN	5,000,000.00	0.8350	02/07/2018	02/07/2017	365	37	4,993,400.00		4,957,670.14	4,995,709.03
313385TX4	6253	FHDN	5,000,000.00	0.9800	03/06/2018	03/06/2017	365	64	4,988,200.00		4,950,319.44	4,991,288.89
313385TW6	6263	FHDN	3,000,000.00	1.0500	03/05/2018	03/08/2017	362	63	2,993,040.00		2,968,325.00	2,994,487.50
313385XL5	6404	FHDN	5,000,000.00	1.2300	05/30/2018	05/30/2017	365	149	4,970,600.00		4,937,645.83	4,974,545.83
313385YR1	6444	FHDN	4,274,000.00	1.2100	06/28/2018	06/30/2017	363	178	4,243,098.98		4,221,853.64	4,248,429.61
313385D78	6502	FHDN	2,000,000.00	1.2400	08/29/2018	08/31/2017	363	240	1,979,560.00		1,974,993.33	1,983,466.66
313385UN4	6529	FHDN	5,000,000.00	1.1600	03/21/2018	09/21/2017	181	79	4,985,400.00		4,970,838.89	4,987,272.22
313385SK3	6608	FHDN	5,000,000.00	1.2700	01/29/2018	12/11/2017	49	28	4,995,150.00		4,991,356.94	4,995,061.11
313385TY2	6612	FHDN	5,000,000.00	1.3000	03/07/2018	12/12/2017	85	65	4,988,000.00		4,984,652.78	4,988,263.89
313385SK3	6614	FHDN	5,000,000.00	1.2750	01/29/2018	12/12/2017	48	28	4,995,150.00		4,991,500.00	4,995,041.67
313385TT3	6616	FHDN	5,000,000.00	1.3000	03/02/2018	12/12/2017	80	60	4,988,950.00		4,985,555.56	4,989,166.67

**County Pool 2017-2018  
Portfolio Management  
Investment Status Report - Investments  
December 31, 2017**

CUSIP	Investment #	Issuer	Par Value	Stated Rate	Maturity Date	Purchase Date	Term	Days to Maturity	Market Value	Accrued Interest At Purchase	Current Principal	Book Value
<b>Federal Agency Disc. -Amortizing</b>												
313385SN7	6243	FHLB	5,000,000.00	0.835	02/01/2018	02/07/2017	359	31	4,994,500.00		4,958,365.97	4,996,404.86
313385SV9	6244	FHLB	5,000,000.00	0.840	02/08/2018	02/09/2017	364	38	4,993,200.00		4,957,533.33	4,995,566.67
313385WH5	6360	FHLB	5,000,000.00	1.150	05/03/2018	05/04/2017	364	122	4,975,950.00		4,941,861.11	4,980,513.89
313385SC1	6453	FHLB	1,000,000.00	1.130	01/22/2018	07/13/2017	193	21	999,280.00		993,941.94	999,340.83
313385D86	6499	FHLB	6,000,000.00	1.240	08/30/2018	08/31/2017	364	241	5,938,380.00		5,924,773.33	5,950,193.33
313385SN7	6594	FHLB	5,000,000.00	1.250	02/01/2018	12/04/2017	59	31	4,994,500.00		4,989,756.94	4,994,618.05
313385SZ0	6610	FHLB	5,000,000.00	1.290	02/12/2018	12/12/2017	62	42	4,992,500.00		4,988,891.67	4,992,475.00
313385SC1	6613	FHLB	5,000,000.00	1.260	01/22/2018	12/12/2017	41	21	4,996,400.00		4,992,825.00	4,996,325.00
313385TK2	6620	FHLB	5,000,000.00	1.300	02/22/2018	12/18/2017	66	52	4,990,650.00		4,988,083.33	4,990,611.11
313385SF4	6245	FHLBDN	5,000,000.00	0.840	01/25/2018	02/14/2017	345	24	4,995,900.00		4,959,750.00	4,997,200.00
313385RS7	6452	FHLBDN	5,000,000.00	1.125	01/12/2018	07/12/2017	184	11	4,998,200.00		4,971,250.00	4,998,281.25
313385SL1	6607	FHLBDN	5,000,000.00	1.270	01/30/2018	12/11/2017	50	29	4,995,000.00		4,991,180.56	4,994,884.72
313385SL1	6615	FHLBDN	5,000,000.00	1.275	01/30/2018	12/12/2017	49	29	4,995,000.00		4,991,322.92	4,994,864.59
313397TK7	6254	FMCDN	5,000,000.00	0.980	02/22/2018	03/07/2017	352	52	4,990,650.00		4,952,088.89	4,992,922.22
<b>Federal Agency Disc. -Amortizing Totals</b>			<b>241,274,000.00</b>				<b>268</b>	<b>84</b>	<b>240,453,508.98</b>	<b>0.00</b>	<b>239,304,793.48</b>	<b>240,546,450.61</b>
<b>Treasury Coupon Securities</b>												
912828UR9	5803	USTR	2,500,000.00	0.750	02/28/2018	03/06/2014	1,455	58	2,497,650.00	Received	2,459,863.28	2,498,400.05
912828UR9	5956	USTR	5,000,000.00	0.750	02/28/2018	10/14/2015	868	58	4,995,300.00	Received	4,999,218.75	4,999,947.80
912828TC4	5964	USTR	5,000,000.00	1.000	06/30/2019	10/28/2015	1,341	545	4,937,700.00	Received	4,981,250.00	4,992,379.75
912828TR1	5965	USTR	5,000,000.00	1.000	09/30/2019	10/28/2015	1,433	637	4,926,350.00	Received	4,964,843.75	4,984,372.27
912828TH3	5966	USTR	5,000,000.00	0.875	07/31/2019	10/28/2015	1,372	576	4,924,600.00	Received	4,950,781.25	4,979,336.73
912828L40	5968	USTR	5,000,000.00	1.000	09/15/2018	10/30/2015	1,051	257	4,975,800.00	Received	4,998,437.50	4,999,617.92
912828XK1	5969	USTR	5,000,000.00	0.875	07/15/2018	10/30/2015	989	195	4,982,050.00	Received	4,987,500.00	4,997,535.39
912828XA3	5972	USTR	5,000,000.00	1.000	05/15/2018	11/10/2015	917	134	4,992,950.00	Received	4,985,156.25	4,997,830.90
912828SD3	5973	USTR	5,000,000.00	1.250	01/31/2019	11/10/2015	1,178	395	4,968,750.00	Received	4,985,937.50	4,995,284.65
912828VE7	5978	USTR	10,000,000.00	1.000	05/31/2018	11/20/2015	923	150	9,979,700.00	Received	9,978,125.00	9,996,445.02
912828UJ7	6007	USTR	10,000,000.00	0.875	01/31/2018	12/29/2015	764	30	9,997,200.00	Received	9,953,906.25	9,998,190.04
912828H37	6023	USTR	5,000,000.00	0.875	01/15/2018	01/11/2016	735	14	4,999,400.00	Received	4,986,328.13	4,999,739.58
912828L65	6167	USTR	5,000,000.00	1.375	09/30/2020	11/18/2016	1,412	1,003	4,923,850.00	Received	4,964,062.50	4,974,472.16
912828L65	6168	USTR	5,000,000.00	1.375	09/30/2020	11/18/2016	1,412	1,003	4,923,850.00	Received	4,964,062.50	4,974,472.16
912828J84	6191	USTR	5,000,000.00	1.375	03/31/2020	12/09/2016	1,208	820	4,941,400.00	Received	4,984,375.00	4,989,393.63
912828XE5	6192	USTR	5,000,000.00	1.500	05/31/2020	12/09/2016	1,269	881	4,950,800.00	Received	4,993,750.00	4,995,660.95
912828R44	6197	USTR	5,000,000.00	0.875	05/15/2019	12/13/2016	883	499	4,934,200.00	Received	4,954,687.50	4,974,393.05
912828SX9	6198	USTR	5,000,000.00	1.125	05/31/2019	12/13/2016	899	515	4,950,000.00	Received	4,984,375.00	4,991,049.08



**County Pool 2017-2018  
Portfolio Management  
Investment Status Report - Investments  
December 31, 2017**

CUSIP	Investment #	Issuer	Par Value	Stated Rate	Maturity Date	Purchase Date	Term	Days to Maturity	Market Value	Accrued Interest At Purchase	Current Principal	Book Value
<b>Treasury Coupon Securities</b>												
912828S27	6216	USTR	10,000,000.00	1.125	06/30/2021	12/23/2016	1,650	1,276	9,684,400.00	Received	9,626,562.50	9,711,208.33
912828XH8	6217	USTR	5,000,000.00	1.625	06/30/2020	12/23/2016	1,285	911	4,963,100.00	Received	4,985,156.25	4,989,476.53
9128282C3	6218	USTR	5,000,000.00	0.750	08/31/2018	12/23/2016	616	242	4,969,550.00	Received	4,965,820.31	4,986,572.26
912828S68	6219	USTR	5,000,000.00	0.750	07/31/2018	12/23/2016	585	211	4,975,400.00	Received	4,970,312.50	4,989,292.20
912828R85	6221	USTR	5,000,000.00	0.875	06/15/2019	12/27/2016	900	530	4,930,100.00	Received	4,938,671.88	4,963,884.55
912828H94	6262	USTR	2,000,000.00	1.000	02/15/2018	03/08/2017	344	45	1,999,280.00	Received	1,998,750.00	1,999,836.48
912828Q94	6271	USTR	5,000,000.00	0.750	04/30/2018	03/29/2017	397	119	4,989,050.00	Received	4,980,273.44	4,994,087.00
912828R77	6284	USTR	5,000,000.00	1.375	05/31/2021	04/06/2017	1,516	1,246	4,887,500.00	Received	4,919,531.25	4,933,862.76
912828P53	6290	USTR	5,000,000.00	0.750	02/15/2019	04/10/2017	676	410	4,939,450.00	Received	4,952,343.75	4,971,096.06
912828SD3	6291	USTR	5,000,000.00	1.250	01/31/2019	04/10/2017	661	395	4,968,750.00	Received	4,998,046.88	4,998,832.86
9128282C3	6295	USTR	5,000,000.00	0.750	08/31/2018	04/11/2017	507	242	4,969,550.00	Received	4,970,117.19	4,985,736.41
912828K82	6296	USTR	5,000,000.00	1.000	08/15/2018	04/11/2017	491	226	4,980,100.00	Received	4,988,281.25	4,994,606.03
912828U99	6559	USTR	5,000,000.00	1.250	12/31/2018	09/29/2017	458	364	4,972,250.00	Received	4,992,382.81	4,993,946.16
912828W30	6560	USTR	10,000,000.00	1.125	02/28/2019	09/29/2017	517	423	9,918,000.00	9,012.43	9,965,234.38	9,971,555.40
912828S43	6561	USTR	5,000,000.00	0.750	07/15/2019	09/29/2017	654	560	4,915,800.00	7,744.57	4,940,625.00	4,949,159.02
912828T42	6569	USTR	5,000,000.00	0.750	09/30/2018	10/19/2017	346	272	4,964,450.00	1,957.42	4,968,750.00	4,975,433.53
912828T34	6590	USTR	5,000,000.00	1.125	09/30/2021	11/29/2017	1,401	1,368	4,824,400.00	9,271.98	4,845,117.19	4,848,765.39
912828T67	6591	USTR	5,000,000.00	1.250	10/31/2021	11/29/2017	1,432	1,399	4,843,750.00	5,006.91	4,868,750.00	4,871,774.62
912828S76	6592	USTR	5,000,000.00	1.125	07/31/2021	11/29/2017	1,340	1,307	4,835,150.00	18,495.24	4,854,687.50	4,858,266.09
912828L32	6600	USTR	5,000,000.00	1.375	08/31/2020	12/08/2017	997	973	4,926,950.00	18,801.80	4,932,617.19	4,934,239.24
912828XM7	6604	USTR	5,000,000.00	1.625	07/31/2020	12/11/2017	963	942	4,961,550.00	29,364.81	4,967,968.75	4,968,667.25
<b>Treasury Coupon Securities Totals</b>			<b>209,500,000.00</b>				<b>971</b>	<b>547</b>	<b>207,220,080.00</b>	<b>99,655.16</b>	<b>207,706,660.18</b>	<b>208,228,819.30</b>
<b>Treasury Discounts -Amortizing</b>												
912796LJ6	6272	US	5,000,000.00	0.945	02/01/2018	03/29/2017	309	31	4,994,750.00		4,959,443.75	4,995,931.25
912796NU9	6530	US	5,000,000.00	1.120	03/08/2018	09/22/2017	167	66	4,988,300.00		4,974,022.22	4,989,733.33
912796NN5	6531	US	5,000,000.00	0.980	01/18/2018	09/22/2017	118	17	4,997,250.00		4,983,938.89	4,997,686.11
912796NX3	6532	US	5,000,000.00	1.150	03/22/2018	09/22/2017	181	80	4,985,150.00		4,971,090.28	4,987,222.22
912796MF3	6551	US	5,000,000.00	1.165	06/21/2018	09/27/2017	267	171	4,964,600.00		4,956,797.92	4,972,331.25
912796NQ8	6552	US	5,000,000.00	1.250	08/16/2018	09/27/2017	323	227	4,950,400.00		4,943,923.61	4,960,590.28
912796LN7	6553	US	5,000,000.00	1.105	03/01/2018	09/27/2017	155	59	4,989,750.00		4,976,211.81	4,990,945.14
912796MK2	6554	US	5,000,000.00	1.210	07/19/2018	09/27/2017	295	199	4,957,800.00		4,950,423.61	4,966,556.94
912796MB2	6555	US	5,000,000.00	1.160	05/24/2018	09/27/2017	239	143	4,971,500.00		4,961,494.44	4,976,961.11
912796LS6	6568	US	5,000,000.00	1.195	03/29/2018	10/18/2017	162	87	4,983,650.00		4,973,112.50	4,985,560.42
912796PG8	6589	US	5,000,000.00	1.365	05/17/2018	11/29/2017	169	136	4,973,400.00		4,967,960.42	4,974,216.67

**County Pool 2017-2018  
Portfolio Management  
Investment Status Report - Investments  
December 31, 2017**

CUSIP	Investment #	Issuer	Par Value	Stated Rate	Maturity Date	Purchase Date	Term	Days to Maturity	Market Value	Accrued Interest At Purchase	Current Principal	Book Value
<b>Treasury Discounts -Amortizing</b>												
912796PF0	6593	US	5,000,000.00	1.340	05/10/2018	12/01/2017	160	129	4,974,650.00		4,970,222.22	4,975,991.66
912796PH6	6597	US	5,000,000.00	1.390	05/31/2018	12/07/2017	175	150	4,969,950.00		4,966,215.28	4,971,041.67
912796PH6	6598	US	5,000,000.00	1.390	05/31/2018	12/07/2017	175	150	4,969,950.00		4,966,215.28	4,971,041.67
912796LS6	6599	US	5,000,000.00	1.290	03/29/2018	12/08/2017	111	87	4,983,650.00		4,980,112.50	4,984,412.50
912796PJ2	6601	US	5,000,000.00	1.405	06/07/2018	12/08/2017	181	157	4,968,200.00		4,964,679.86	4,969,363.19
<b>Treasury Discounts -Amortizing Totals</b>			<b>80,000,000.00</b>				<b>199</b>	<b>118</b>	<b>79,622,950.00</b>	<b>0.00</b>	<b>79,465,864.59</b>	<b>79,669,585.41</b>
<b>Federal Agency Coupon - Callables</b>												
3133EFWX1	6033	FFCB	5,000,000.00	1.270	01/28/2019	01/28/2016	1,096	392	4,970,600.00		4,996,250.00	4,998,656.25
3133EF2L0	6063	FFCB	5,000,000.00	1.400	04/13/2020	04/13/2016	1,461	833	4,927,950.00		5,000,000.00	5,000,000.00
3133EF3P0	6067	FFCB	6,003,000.00	1.490	07/20/2020	04/20/2016	1,552	931	5,901,969.51		6,000,538.77	6,001,521.65
3133EGAE5	6088	FFCB	5,000,000.00	1.360	02/18/2020	05/18/2016	1,371	778	4,929,200.00		4,995,000.00	4,997,159.26
3133EGDW2	6099	FFCB	5,000,000.00	1.520	06/08/2020	06/08/2016	1,461	889	4,882,200.00		5,000,000.00	5,000,000.00
3133EGEU5	6101	FFCB	5,000,000.00	1.540	12/14/2020	06/14/2016	1,644	1,078	4,917,950.00		5,000,000.00	5,000,000.00
3133EGHP3	6112	FFCB	5,000,000.00	1.420	06/29/2020	06/29/2016	1,461	910	4,917,500.00		5,000,000.00	5,000,000.00
3133EGJR7	6118	FFCB	5,000,000.00	1.020	07/05/2019	07/05/2016	1,095	550	4,932,350.00		5,000,000.00	5,000,000.00
3133EGA70	6153	FFCB	5,000,000.00	0.970	11/01/2018	11/01/2016	730	304	4,967,100.00		4,997,000.00	4,998,750.00
3133EGA62	6158	FFCB	5,000,000.00	1.160	11/01/2019	11/04/2016	1,092	669	4,924,600.00	Received	4,996,750.00	4,998,008.36
3133EGR98	6184	FFCB	5,000,000.00	2.020	09/07/2021	12/07/2016	1,735	1,345	4,932,250.00		5,000,000.00	5,000,000.00
3133EG4F9	6237	FFCB	5,000,000.00	1.930	01/19/2021	01/19/2017	1,461	1,114	4,971,450.00		4,999,500.00	4,999,618.75
3133EHEJ8	6313	FFCB	5,000,000.00	1.625	01/03/2020	04/18/2017	990	732	4,961,250.00	Received	5,000,000.00	5,000,000.00
3133EHRL9	6459	FFCB	5,000,000.00	2.000	07/19/2021	07/19/2017	1,461	1,295	4,956,100.00		5,000,000.00	5,000,000.00
3130A7RA5	6068	FHLB	5,000,000.00	1.650	01/22/2021	04/22/2016	1,736	1,117	4,864,550.00		5,000,000.00	5,000,000.00
3130A8Z30	6142	FHLB	5,000,000.00	0.875	05/25/2018	08/25/2016	638	144	4,986,800.00		5,000,000.00	5,000,000.00
3130AAM47	6239	FHLB	5,000,000.00	1.200	10/26/2018	01/26/2017	638	298	4,974,100.00		5,000,000.00	5,000,000.00
3130AANA2	6240	FHLB	5,000,000.00	1.750	07/30/2020	01/30/2017	1,277	941	4,959,100.00		5,000,000.00	5,000,000.00
3130AB3T1	6342	FHLB	5,000,000.00	1.750	07/24/2020	04/24/2017	1,187	935	4,951,100.00		5,000,000.00	5,000,000.00
3130ABNQ5	6440	FHLB	5,000,000.00	1.625	06/26/2020	06/29/2017	1,093	907	4,954,850.00	Received	4,992,500.00	4,993,767.41
3130ABVU7	6469	FHLB	5,000,000.00	1.625	07/27/2020	07/27/2017	1,096	938	4,939,600.00		5,000,000.00	5,000,000.00
3130AC6P4	6483	FHLB	5,000,000.00	2.160	08/17/2022	08/17/2017	1,826	1,689	4,906,150.00		5,000,000.00	5,000,000.00
3130ABB21	6489	FHLB	5,000,000.00	1.375	07/26/2019	08/23/2017	702	571	4,958,450.00	5,156.25	4,997,600.00	4,998,043.29
3130A6JG3	6525	FHLB	5,000,000.00	1.700	04/14/2020	09/21/2017	936	834	4,948,700.00	Received	4,998,750.00	4,998,885.43
3130ACGC2	6548	FHLB	5,000,000.00	1.500	09/27/2019	09/27/2017	730	634	4,959,000.00		4,997,000.00	4,997,391.67
3130ACGC2	6549	FHLB	5,000,000.00	1.500	09/27/2019	09/27/2017	730	634	4,959,000.00		5,000,000.00	5,000,000.00
3130ACDU5	6563	FHLB	1,960,000.00	1.800	06/29/2021	09/29/2017	1,369	1,275	1,934,951.20		1,955,884.00	1,956,164.50

**County Pool 2017-2018  
Portfolio Management  
Investment Status Report - Investments  
December 31, 2017**

CUSIP	Investment #	Issuer	Par Value	Stated Rate	Maturity Date	Purchase Date	Term	Days to Maturity	Market Value	Accrued Interest At Purchase	Current Principal	Book Value
<b>Federal Agency Coupon - Callables</b>												
3130ACHQ0	6570	FHLB	5,000,000.00	1.750	10/19/2020	10/19/2017	1,096	1,022	4,951,800.00		4,996,000.00	4,996,266.67
3130ACKD5	6572	FHLB	5,000,000.00	2.250	10/24/2022	10/24/2017	1,826	1,757	4,949,800.00		5,000,000.00	5,000,000.00
3130ACN83	6578	FHLB	5,000,000.00	1.700	05/15/2020	10/30/2017	928	865	4,960,500.00		4,997,000.00	4,997,200.00
3130ACUK8	6587	FHLB	5,000,000.00	2.000	05/28/2021	11/28/2017	1,277	1,243	4,972,400.00		5,000,000.00	5,000,000.00
3130ACV43	6602	FHLB	4,250,000.00	2.125	11/26/2021	12/08/2017	1,449	1,425	4,228,962.50	2,006.94	4,243,200.00	4,243,309.52
3130ACNM2	6605	FHLB	5,000,000.00	2.280	10/26/2022	12/11/2017	1,780	1,759	4,976,350.00	14,250.00	4,981,250.00	4,981,463.68
3130ACZE7	6609	FHLB	5,000,000.00	2.000	06/12/2020	12/12/2017	913	893	4,991,150.00		5,000,000.00	5,000,000.00
3130ACN83	6621	FHLB	5,000,000.00	1.700	05/15/2020	12/19/2017	878	865	4,960,500.00	11,569.44	4,971,000.00	4,971,401.85
3134G8KC2	6045	FHLMC	5,000,000.00	1.100	08/24/2018	02/24/2016	912	235	4,980,650.00		5,000,000.00	5,000,000.00
3134G8L98	6048	FHLMC	5,000,000.00	1.050	02/26/2018	02/26/2016	731	56	4,997,650.00		5,000,000.00	5,000,000.00
3134G8VN6	6056	FHLMC	1,000,000.00	1.600	03/29/2021	03/31/2016	1,824	1,183	973,130.00	Received	1,000,000.00	1,000,000.00
3134G8TV1	6057	FHLMC	2,000,000.00	1.220	03/29/2019	03/31/2016	1,093	452	1,984,980.00	Received	2,000,000.00	2,000,000.00
3134G8W21	6059	FHLMC	7,000,000.00	1.375	12/30/2019	04/08/2016	1,361	728	6,919,010.00		7,000,000.00	7,000,000.00
3134G9AP2	6069	FHLMC	4,540,000.00	1.200	07/26/2019	04/26/2016	1,186	571	4,491,558.20		4,540,000.00	4,540,000.00
3134G8WH8	6070	FHLMC	5,250,000.00	1.400	04/27/2020	04/27/2016	1,461	847	5,178,705.00		5,250,000.00	5,250,000.00
3134G9AH0	6072	FHLMC	5,000,000.00	1.300	01/27/2020	04/27/2016	1,370	756	4,931,700.00		5,000,000.00	5,000,000.00
3134G9AH0	6073	FHLMC	4,000,000.00	1.300	01/27/2020	04/27/2016	1,370	756	3,945,360.00		4,000,000.00	4,000,000.00
3134G9BA4	6074	FHLMC	4,250,000.00	1.370	07/28/2020	04/28/2016	1,552	939	4,180,470.00		4,250,000.00	4,250,000.00
3134G9DF1	6080	FHLMC	5,000,000.00	1.410	02/04/2020	05/04/2016	1,371	764	4,907,050.00		5,000,000.00	5,000,000.00
3134G9HJ9	6082	FHLMC	5,000,000.00	1.000	08/10/2018	05/10/2016	822	221	4,979,400.00		5,000,000.00	5,000,000.00
3134G9JL2	6090	FHLMC	5,000,000.00	1.250	05/23/2019	05/23/2016	1,095	507	4,994,400.00		5,000,000.00	5,000,000.00
3134G9GS0	6093	FHLMC	5,000,000.00	1.250	08/26/2019	05/26/2016	1,187	602	4,945,750.00		5,000,000.00	5,000,000.00
3134G9VF1	6108	FHLMC	5,000,000.00	1.060	06/22/2018	06/22/2016	730	172	4,986,400.00		5,000,000.00	5,000,000.00
3134G9UY1	6111	FHLMC	5,000,000.00	1.000	06/29/2018	06/29/2016	730	179	4,985,500.00		5,000,000.00	5,000,000.00
3134G9UM7	6113	FHLMC	5,000,000.00	1.500	06/30/2021	06/30/2016	1,826	1,276	4,901,000.00		5,000,000.00	5,000,000.00
3134G92B2	6139	FHLMC	5,000,000.00	0.950	01/30/2019	08/18/2016	895	394	4,950,950.00	Received	4,993,750.00	4,997,243.48
3134GAAP9	6141	FHLMC	5,000,000.00	1.000	11/23/2018	08/23/2016	822	326	4,966,050.00		5,000,000.00	5,000,000.00
3134GATV6	6154	FHLMC	5,000,000.00	1.125	10/28/2019	11/01/2016	1,091	665	4,982,300.00	Received	5,000,000.00	5,000,000.00
3134G92B2	6182	FHLMC	5,000,000.00	0.950	01/30/2019	12/07/2016	784	394	4,950,950.00	Received	4,967,500.00	4,983,644.89
3134GA3Q5	6248	FHLMC	1,840,000.00	2.050	02/28/2022	02/28/2017	1,826	1,519	1,817,607.20		1,840,000.00	1,840,000.00
3134GA5Z3	6264	FHLMC	5,750,000.00	1.250	08/28/2020	03/08/2017	1,269	970	5,734,762.50	Received	5,741,950.00	5,743,836.92
3134GA7A6	6265	FHLMC	5,000,000.00	1.500	09/09/2019	03/09/2017	914	616	4,957,150.00		5,000,000.00	5,000,000.00
3134GBAG7	6297	FHLMC	5,000,000.00	1.750	06/29/2020	04/11/2017	1,175	910	4,955,550.00	Received	5,000,000.00	5,000,000.00
3134GBFV9	6354	FHLMC	5,000,000.00	1.250	04/27/2020	04/27/2017	1,096	847	4,996,450.00		5,000,000.00	5,000,000.00
3134GBJF0	6357	FHLMC	5,000,000.00	1.800	07/27/2021	04/27/2017	1,552	1,303	4,933,050.00		5,000,000.00	5,000,000.00

**County Pool 2017-2018  
Portfolio Management  
Investment Status Report - Investments  
December 31, 2017**

CUSIP	Investment #	Issuer	Par Value	Stated Rate	Maturity Date	Purchase Date	Term	Days to Maturity	Market Value	Accrued Interest At Purchase	Current Principal	Book Value
<b>Federal Agency Coupon - Callables</b>												
3134GBTG7	6449	FHLMC	5,000,000.00	1.875	03/29/2021	07/03/2017	1,365	1,183	4,941,850.00	Received	4,997,500.00	4,997,830.61
3134GBWE8	6454	FHLMC	5,000,000.00	1.500	06/29/2021	07/14/2017	1,446	1,275	4,973,400.00	Received	4,996,250.00	4,996,689.47
3134GBUG5	6464	FHLMC	5,000,000.00	1.625	06/29/2020	07/21/2017	1,074	910	4,953,350.00	Received	4,996,250.00	4,996,817.11
3134GBB35	6477	FHLMC	5,000,000.00	1.700	08/10/2020	08/10/2017	1,096	952	4,948,250.00		5,000,000.00	5,000,000.00
3134GBE65	6498	FHLMC	5,000,000.00	2.050	08/26/2022	08/30/2017	1,822	1,698	4,903,200.00		5,000,000.00	5,000,000.00
3134GBM33	6547	FHLMC	5,000,000.00	1.500	09/27/2019	09/27/2017	730	634	4,964,800.00		4,997,000.00	4,997,391.67
3134GBL83	6550	FHLMC	5,000,000.00	1.600	03/27/2020	09/27/2017	912	816	4,953,350.00		5,000,000.00	5,000,000.00
3134GBN32	6556	FHLMC	4,100,000.00	1.700	09/28/2020	09/28/2017	1,096	1,001	4,058,877.00		4,097,950.00	4,098,126.53
3134GBF64	6557	FHLMC	5,000,000.00	1.600	09/28/2020	09/28/2017	1,096	1,001	4,932,550.00		5,000,000.00	5,000,000.00
3134GBN40	6562	FHLMC	5,000,000.00	1.625	06/29/2020	09/29/2017	1,004	910	4,960,900.00		5,000,000.00	5,000,000.00
3134GBH21	6564	FHLMC	5,000,000.00	1.700	09/29/2020	09/29/2017	1,096	1,002	4,941,100.00		4,989,000.00	4,989,937.04
3134GBP89	6575	FHLMC	5,000,000.00	1.850	04/26/2021	10/26/2017	1,278	1,211	4,965,500.00		5,000,000.00	5,000,000.00
3134GBU83	6577	FHLMC	5,000,000.00	2.000	10/29/2021	10/30/2017	1,460	1,397	4,967,900.00		5,000,000.00	5,000,000.00
3134G92B2	6584	FHLMC	5,000,000.00	0.950	01/30/2019	11/17/2017	439	394	4,950,950.00	14,118.06	4,957,500.00	4,961,818.71
3134GB3B6	6596	FHLMC	5,000,000.00	2.000	02/26/2021	12/07/2017	1,177	1,152	4,989,500.00	1,944.44	4,995,250.00	4,995,348.36
3134GBP55	6622	FHLMC	5,000,000.00	2.000	04/26/2022	12/20/2017	1,588	1,576	4,955,000.00	15,000.00	4,954,500.00	4,954,819.60
3134GB7G1	6624	FHLMC	5,000,000.00	2.000	12/21/2022	12/21/2017	1,826	1,815	4,995,250.00		5,000,000.00	5,000,000.00
3134GB5W8	6626	FHLMC	5,000,000.00	2.050	06/28/2021	12/28/2017	1,278	1,274	4,990,250.00		5,000,000.00	5,000,000.00
3134GSAC9	6627	FHLMC	5,000,000.00	2.050	12/28/2020	12/28/2017	1,096	1,092	4,990,750.00		5,000,000.00	5,000,000.00
3135G0UE1	5685	FNMA	5,000,000.00	1.000	02/14/2018	02/14/2013	1,826	44	4,997,800.00		4,993,750.00	4,999,850.69
3136G2WV5	6034	FNMA	5,000,000.00	1.220	01/25/2019	01/29/2016	1,092	389	4,967,400.00		5,000,000.00	5,000,000.00
3135G0J38	6049	FNMA	5,000,000.00	1.250	02/26/2019	02/26/2016	1,096	421	4,963,900.00		5,000,000.00	5,000,000.00
3136G3MG7	6085	FNMA	5,000,000.00	1.500	05/18/2020	05/18/2016	1,461	868	4,927,200.00		5,000,000.00	5,000,000.00
3136G3MN2	6092	FNMA	5,000,000.00	1.500	05/24/2019	05/24/2016	1,095	508	4,975,250.00		5,000,000.00	5,000,000.00
3136G3MH5	6098	FNMA	5,000,000.00	1.250	05/30/2019	06/07/2016	1,087	514	4,921,500.00	Received	5,000,000.00	5,000,000.00
3136G3TN5	6114	FNMA	5,000,000.00	1.210	12/30/2019	06/30/2016	1,278	728	4,928,950.00		5,000,000.00	5,000,000.00
3136G3F59	6135	FNMA	5,000,000.00	1.060	04/26/2019	07/26/2016	1,004	480	4,942,750.00		5,000,000.00	5,000,000.00
3136G3ZT5	6136	FNMA	5,000,000.00	1.000	07/26/2019	07/26/2016	1,095	571	4,961,800.00		5,000,000.00	5,000,000.00
3135G0M91	6138	FNMA	5,000,000.00	1.125	07/26/2019	08/10/2016	1,080	571	4,941,350.00	Received	4,995,700.00	4,997,720.92
3136G3U86	6143	FNMA	5,000,000.00	1.300	08/25/2020	08/25/2016	1,461	967	4,907,150.00		5,000,000.00	5,000,000.00
3135G0L68	6148	FNMA	5,000,000.00	0.750	07/27/2018	10/04/2016	661	207	4,974,250.00	Received	4,985,850.00	4,995,536.14
3136G4DR1	6152	FNMA	5,000,000.00	1.100	10/17/2019	10/17/2016	1,095	654	4,926,250.00		4,992,500.00	4,995,513.89
3136G4GU1	6177	FNMA	5,000,000.00	1.400	11/25/2019	11/30/2016	1,090	693	4,940,850.00	Received	4,983,000.00	4,989,183.26
3136G3K53	6178	FNMA	5,000,000.00	1.260	08/02/2019	12/02/2016	973	578	4,943,300.00	Received	4,972,500.00	4,983,643.23
3135G0L68	6188	FNMA	5,000,000.00	0.750	07/27/2018	12/08/2016	596	207	4,974,250.00	Received	4,971,500.00	4,990,032.26

**County Pool 2017-2018  
Portfolio Management  
Investment Status Report - Investments  
December 31, 2017**

CUSIP	Investment #	Issuer	Par Value	Stated Rate	Maturity Date	Purchase Date	Term	Days to Maturity	Market Value	Accrued Interest At Purchase	Current Principal	Book Value
<b>Federal Agency Coupon - Callables</b>												
3136G4JR5	6223	FNMA	5,000,000.00	1.625	03/27/2020	12/27/2016	1,186	816	4,954,450.00		5,000,000.00	5,000,000.00
3136G4KD4	6224	FNMA	5,000,000.00	1.750	06/29/2020	12/29/2016	1,278	910	4,955,750.00		5,000,000.00	5,000,000.00
3136G4KD4	6225	FNMA	5,000,000.00	1.750	06/29/2020	12/29/2016	1,278	910	4,955,750.00		4,995,000.00	4,996,436.51
3136G4KW2	6247	FNMA	3,200,000.00	1.650	02/14/2020	02/14/2017	1,095	774	3,171,136.00		3,200,000.00	3,200,000.00
3136G4KQ5	6252	FNMA	5,000,000.00	1.650	01/17/2020	03/03/2017	1,050	746	4,963,550.00	Received	4,990,850.00	4,993,487.04
3136G2YL5	6285	FNMA	5,000,000.00	1.125	02/26/2021	04/06/2017	1,422	1,152	4,998,000.00	Received	4,993,750.00	4,994,933.04
3136G4GF4	6586	FNMA	3,700,000.00	1.550	10/28/2021	11/27/2017	1,431	1,396	3,603,689.00	4,619.86	3,622,115.00	3,623,991.75
<b>Federal Agency Coupon - Callables Totals</b>			<b>503,843,000.00</b>				<b>1,187</b>	<b>828</b>	<b>499,040,818.11</b>	<b>68,664.99</b>	<b>503,376,137.77</b>	<b>503,481,441.41</b>
<b>Investment Totals</b>			<b>1,616,184,057.00</b>				<b>673</b>	<b>432</b>	<b>1,605,936,972.09</b>	<b>286,800.51</b>	<b>1,610,686,847.65</b>	<b>1,612,954,538.33</b>



**Monthly  
Maturity Report  
Sorted by Maturity Date**  
Amounts due during October 1, 2017 - December 31, 2017

CUSIP	Investment #	Fund	Sec. Type	Issuer	Par Value	Maturity Date	Purchase Date	Rate at Maturity	Book Value at Maturity	Interest	Maturity Proceeds	Net Income
313589ML4	6156	1	AFD	FNMA	5,000,000.00	10/02/2017	11/04/2016	0.640	5,000,000.00	0.00	5,000,000.00	0.00
313313MM7	6151	1	AFD	FFCBND	5,000,000.00	10/03/2017	10/14/2016	0.710	5,000,000.00	0.00	5,000,000.00	0.00
313313MP0	6160	1	AFD	FFCBND	5,000,000.00	10/05/2017	11/04/2016	0.680	5,000,000.00	0.00	5,000,000.00	0.00
313385MP8	6566	1	AFD	FHDN	20,000,000.00	10/05/2017	10/04/2017	1.000	20,000,000.00	0.00	20,000,000.00	0.00
313385MQ6	6567	1	AFD	FHDN	20,000,000.00	10/06/2017	10/05/2017	1.000	20,000,000.00	0.00	20,000,000.00	0.00
313313NB0	6169	1	AFD	FCDN	5,000,000.00	10/17/2017	11/23/2016	0.800	5,000,000.00	0.00	5,000,000.00	0.00
313313NR5	6161	1	AFD	FFCBND	5,000,000.00	10/31/2017	11/04/2016	0.690	5,000,000.00	0.00	5,000,000.00	0.00
313385NR3	6540	1	AFD	FHDN	5,000,000.00	10/31/2017	09/22/2017	1.000	5,000,000.00	0.00	5,000,000.00	0.00
313313NS3	6179	1	AFD	FCDN	5,000,000.00	11/01/2017	12/02/2016	0.840	5,000,000.00	0.00	5,000,000.00	0.00
313313NU8	6159	1	AFD	FCDN	5,000,000.00	11/03/2017	11/04/2016	0.700	5,000,000.00	0.00	5,000,000.00	0.00
313385PJ9	6583	1	AFD	FHDN	20,000,000.00	11/17/2017	11/16/2017	1.000	20,000,000.00	0.00	20,000,000.00	0.00
3134G3Y79	5643	1	MC1	FHLMC	5,000,000.00	11/28/2017	11/28/2012	1.000	5,000,000.00	25,000.00	5,025,000.00	25,000.00
912828UA6	6181	1	TRC	USTR	5,000,000.00	11/30/2017	12/05/2016	0.625	5,000,000.00	15,625.00	5,015,625.00	15,625.00
313313PY8	6180	1	AFD	FCDN	5,000,000.00	12/01/2017	12/02/2016	0.840	5,000,000.00	0.00	5,000,000.00	0.00
313385PY6	6189	1	AFD	FHDN	5,000,000.00	12/01/2017	12/09/2016	0.850	5,000,000.00	0.00	5,000,000.00	0.00
313313QJ0	6199	1	AFD	FCDN	5,000,000.00	12/11/2017	12/14/2016	0.920	5,000,000.00	0.00	5,000,000.00	0.00
313313QK7	6210	1	AFD	FFCBND	5,000,000.00	12/12/2017	12/20/2016	0.920	5,000,000.00	0.00	5,000,000.00	0.00
313385QK5	6606	1	AFD	FHDN	20,000,000.00	12/12/2017	12/11/2017	1.000	20,000,000.00	0.00	20,000,000.00	0.00
313385QN9	6618	1	AFD	FHDN	20,000,000.00	12/15/2017	12/14/2017	1.250	20,000,000.00	0.00	20,000,000.00	0.00
3137EADX4	5997	1	FAC	FHLMC	5,000,000.00	12/15/2017	12/14/2015	1.000	5,000,000.00	25,000.00	5,025,000.00	25,000.00
313385QR0	6619	1	AFD	FHDN	25,000,000.00	12/18/2017	12/15/2017	1.250	25,000,000.00	0.00	25,000,000.00	0.00
313385QU3	6213	1	AFD	FHDN	5,000,000.00	12/21/2017	12/22/2016	0.920	5,000,000.00	0.00	5,000,000.00	0.00
3130AAJ33	6222	1	FAC	FHLB	5,000,000.00	12/27/2017	12/27/2016	0.875	5,000,000.00	21,875.00	5,021,875.00	21,875.00
<b>Total Maturities</b>					<b>210,000,000.00</b>				<b>210,000,000.00</b>	<b>87,500.00</b>	<b>210,087,500.00</b>	<b>87,500.00</b>



## Monthly Purchases Report Sorted by Fund - Fund October 1, 2017 - December 31, 2017

CUSIP	Investment #	Fund	Sec. Type	Issuer	Original Par Value	Purchase Date	Payment Periods	Principal Purchased	Accrued Interest at Purchase	Rate at Purchase	Maturity Date	YTM	Ending Book Value
<b>Treasurer's Pooled Investments</b>													
3133EHB69	6565	1	FAC	FFCB	5,000,000.00	10/03/2017	12/03 - 06/03	5,000,000.00		1.450	06/03/2019	1.450	5,000,000.00
313385MP8	6566	1	AFD	FHDN	20,000,000.00	10/04/2017	10/05 - At Maturity	19,999,444.44		1.000	10/05/2017	1.014	0.00
313385MQ6	6567	1	AFD	FHDN	20,000,000.00	10/05/2017	10/06 - At Maturity	19,999,444.44		1.000	10/06/2017	1.014	0.00
912796LS6	6568	1	ATD	US	5,000,000.00	10/18/2017	03/29 - At Maturity	4,973,112.50		1.195	03/29/2018	1.218	4,985,560.42
3130ACHQ0	6570	1	MC1	FHLB	5,000,000.00	10/19/2017	04/19 - 10/19	4,996,000.00		1.750	10/19/2020	1.778	4,996,266.67
912828T42	6569	1	TRC	USTR	5,000,000.00	10/19/2017	03/31 - 09/30	4,968,750.00	1,957.42	0.750	09/30/2018	1.416	4,975,433.53
3133EFVQ7	6571	1	FAC	FFCB	5,000,000.00	10/24/2017	01/22 - 07/22	4,983,000.00	15,972.22	1.250	01/22/2019	1.526	4,985,542.41
3130ACKD5	6572	1	MC1	FHLB	5,000,000.00	10/24/2017	04/24 - 10/24	5,000,000.00		2.250	10/24/2022	2.250	5,000,000.00
313313C63	6573	1	AFD	FCDN	5,000,000.00	10/25/2017	08/20 - At Maturity	4,943,106.94		1.370	08/20/2018	1.401	4,956,045.83
3133EHJ95	6574	1	FAC	FFCB	5,000,000.00	10/26/2017	04/26 - 10/26	4,999,000.00		1.750	10/26/2020	1.757	4,999,060.19
3134GBP89	6575	1	MC1	FHLMC	5,000,000.00	10/26/2017	04/26 - 10/26	5,000,000.00		1.850	04/26/2021	1.850	5,000,000.00
313313ZP6	6576	1	AFD	FCDN	5,000,000.00	10/30/2017	07/20 - At Maturity	4,949,956.94		1.370	07/20/2018	1.400	4,961,944.44
3130ACN83	6578	1	MC1	FHLB	5,000,000.00	10/30/2017	05/15 - 11/15	4,997,000.00		1.700	05/15/2020	1.724	4,997,200.00
3134GBU83	6577	1	MC1	FHLMC	5,000,000.00	10/30/2017	04/29 - 10/29	5,000,000.00		2.000	10/29/2021	2.000	5,000,000.00
313313ZC5	6579	1	AFD	FCDN	5,000,000.00	10/31/2017	07/09 - At Maturity	4,952,588.89		1.360	07/09/2018	1.389	4,964,300.00
313313YK8	6580	1	AFD	FCDN	5,000,000.00	11/03/2017	06/22 - At Maturity	4,957,329.17		1.330	06/22/2018	1.358	4,968,227.78
313313B80	6581	1	AFD	FCDN	5,000,000.00	11/03/2017	08/14 - At Maturity	4,943,988.89		1.420	08/14/2018	1.452	4,955,625.00
313313H84	6582	1	AFD	FCDN	5,000,000.00	11/03/2017	10/01 - At Maturity	4,931,755.56		1.480	10/01/2018	1.516	4,943,883.34
313385PJ9	6583	1	AFD	FHDN	20,000,000.00	11/16/2017	11/17 - At Maturity	19,999,444.44		1.000	11/17/2017	1.014	0.00
3134G92B2	6584	1	MC1	FHLMC	5,000,000.00	11/17/2017	01/30 - 07/30	4,957,500.00	14,118.06	0.950	01/30/2019	1.666	4,961,818.71
313313C63	6585	1	AFD	FCDN	5,000,000.00	11/27/2017	08/20 - At Maturity	4,943,475.00		1.530	08/20/2018	1.565	4,950,912.50
3136G4GF4	6586	1	MC1	FNMA	3,700,000.00	11/27/2017	04/28 - 10/28	3,622,115.00	4,619.86	1.550	10/28/2021	2.112	3,623,991.75
3130ACUK8	6587	1	MC1	FHLB	5,000,000.00	11/28/2017	05/28 - 11/28	5,000,000.00		2.000	05/28/2021	2.000	5,000,000.00
3130ABY34	6588	1	FAC	FHLB	5,000,000.00	11/29/2017	05/29 - 11/29	4,971,300.00		1.613	05/29/2020	1.849	4,972,320.44
912796PG8	6589	1	ATD	US	5,000,000.00	11/29/2017	05/17 - At Maturity	4,967,960.42		1.365	05/17/2018	1.393	4,974,216.67
912828T34	6590	1	TRC	USTR	5,000,000.00	11/29/2017	03/31 - 09/30	4,845,117.19	9,271.98	1.125	09/30/2021	1.967	4,848,765.39
912828T67	6591	1	TRC	USTR	5,000,000.00	11/29/2017	04/30 - 10/31	4,868,750.00	5,006.91	1.250	10/31/2021	1.949	4,871,774.62
912828S76	6592	1	TRC	USTR	5,000,000.00	11/29/2017	01/31 - 07/31	4,854,687.50	18,495.24	1.125	07/31/2021	1.949	4,858,266.09
912796PF0	6593	1	ATD	US	5,000,000.00	12/01/2017	05/10 - At Maturity	4,970,222.22		1.340	05/10/2018	1.367	4,975,991.66
313385SN7	6594	1	AFD	FHLB	5,000,000.00	12/04/2017	02/01 - At Maturity	4,989,756.94		1.250	02/01/2018	1.270	4,994,618.05
3133EHZ89	6595	1	FAC	FFCB	5,000,000.00	12/05/2017	03/05 - 09/05	5,000,000.00		1.750	09/05/2019	1.751	5,000,000.00
3134GB3B6	6596	1	MC1	FHLMC	5,000,000.00	12/07/2017	02/26 - 08/26	4,995,250.00	1,944.44	2.000	02/26/2021	2.031	4,995,348.36

**Monthly  
Purchases Report  
October 1, 2017 - December 31, 2017**

CUSIP	Investment #	Fund	Sec. Type	Issuer	Original Par Value	Purchase Date	Payment Periods	Principal Purchased	Accrued Interest at Purchase	Rate at Purchase	Maturity Date	YTM	Ending Book Value
<b>Treasurer's Pooled Investments</b>													
912796PH6	6597	1	ATD	US	5,000,000.00	12/07/2017	05/31 - At Maturity	4,966,215.28		1.390	05/31/2018	1.419	4,971,041.67
912796PH6	6598	1	ATD	US	5,000,000.00	12/07/2017	05/31 - At Maturity	4,966,215.28		1.390	05/31/2018	1.419	4,971,041.67
3130ACV43	6602	1	MC1	FHLB	4,250,000.00	12/08/2017	05/26 - 11/26	4,243,200.00	2,006.94	2.125	11/26/2021	2.167	4,243,309.52
912796LS6	6599	1	ATD	US	5,000,000.00	12/08/2017	03/29 - At Maturity	4,980,112.50		1.290	03/29/2018	1.313	4,984,412.50
912796PJ2	6601	1	ATD	US	5,000,000.00	12/08/2017	06/07 - At Maturity	4,964,679.86		1.405	06/07/2018	1.435	4,969,363.19
912828L32	6600	1	TRC	USTR	5,000,000.00	12/08/2017	02/28 - 08/31	4,932,617.19	18,801.80	1.375	08/31/2020	1.884	4,934,239.24
313385QK5	6606	1	AFD	FHDN	20,000,000.00	12/11/2017	12/12 - At Maturity	19,999,444.44		1.000	12/12/2017	1.014	0.00
313385SK3	6608	1	AFD	FHDN	5,000,000.00	12/11/2017	01/29 - At Maturity	4,991,356.94		1.270	01/29/2018	1.290	4,995,061.11
3130ACNM2	6605	1	MC1	FHLB	5,000,000.00	12/11/2017	04/26 - 10/26	4,981,250.00	14,250.00	2.280	10/26/2022	2.362	4,981,463.68
313385SL1	6607	1	AFD	FHLBDN	5,000,000.00	12/11/2017	01/30 - At Maturity	4,991,180.56		1.270	01/30/2018	1.290	4,994,884.72
3135G0T60	6603	1	FAC	FNMA	5,000,000.00	12/11/2017	01/30 - 07/30	4,943,000.00	27,083.33	1.500	07/30/2020	1.945	4,944,201.26
912828XM7	6604	1	TRC	USTR	5,000,000.00	12/11/2017	01/31 - 07/31	4,967,968.75	29,364.81	1.625	07/31/2020	1.875	4,968,667.25
313385TY2	6612	1	AFD	FHDN	5,000,000.00	12/12/2017	03/07 - At Maturity	4,984,652.78		1.300	03/07/2018	1.322	4,988,263.89
313385SK3	6614	1	AFD	FHDN	5,000,000.00	12/12/2017	01/29 - At Maturity	4,991,500.00		1.275	01/29/2018	1.295	4,995,041.67
313385TT3	6616	1	AFD	FHDN	5,000,000.00	12/12/2017	03/02 - At Maturity	4,985,555.56		1.300	03/02/2018	1.322	4,989,166.67
3130ACZE7	6609	1	MC1	FHLB	5,000,000.00	12/12/2017	06/12 - 12/12	5,000,000.00		2.000	06/12/2020	2.000	5,000,000.00
313385SZ0	6610	1	AFD	FHLB	5,000,000.00	12/12/2017	02/12 - At Maturity	4,988,891.67		1.290	02/12/2018	1.311	4,992,475.00
313385SC1	6613	1	AFD	FHLB	5,000,000.00	12/12/2017	01/22 - At Maturity	4,992,825.00		1.260	01/22/2018	1.279	4,996,325.00
313385SL1	6615	1	AFD	FHLBDN	5,000,000.00	12/12/2017	01/30 - At Maturity	4,991,322.92		1.275	01/30/2018	1.295	4,994,864.59
912828H52	6611	1	FAC	USTR	5,000,000.00	12/12/2017	01/31 - 07/31	4,937,890.63	22,758.15	1.250	01/31/2020	1.846	4,939,483.18
313313C71	6617	1	AFD	FCDN	5,000,000.00	12/14/2017	08/21 - At Maturity	4,944,222.22		1.606	08/21/2018	1.643	4,948,238.22
313385QN9	6618	1	AFD	FHDN	20,000,000.00	12/14/2017	12/15 - At Maturity	19,999,305.56		1.250	12/15/2017	1.267	0.00
313385QR0	6619	1	AFD	FHDN	25,000,000.00	12/15/2017	12/18 - At Maturity	24,997,395.83		1.250	12/18/2017	1.267	0.00
313385TK2	6620	1	AFD	FHLB	5,000,000.00	12/18/2017	02/22 - At Maturity	4,988,083.33		1.300	02/22/2018	1.321	4,990,611.11
3130ACN83	6621	1	MC1	FHLB	5,000,000.00	12/19/2017	05/15 - 11/15	4,971,000.00	11,569.44	1.700	05/15/2020	1.947	4,971,401.85
3134GBP55	6622	1	MC1	FHLMC	5,000,000.00	12/20/2017	04/26 - 10/26	4,954,500.00	15,000.00	2.000	04/26/2022	2.220	4,954,819.60
3137EADM8	6623	1	FAC	FHLMC	5,000,000.00	12/20/2017	04/02 - 10/02	4,943,650.00	13,541.67	1.250	10/02/2019	1.895	4,944,615.50
3134GB7G1	6624	1	MC1	FHLMC	5,000,000.00	12/21/2017	06/21 - 12/21	5,000,000.00		2.000	12/21/2022	2.724	5,000,000.00
3137EAEJ4	6625	1	FAC	FHLMC	5,000,000.00	12/22/2017	03/29 - 09/29	4,947,000.00	18,732.64	1.625	09/29/2020	2.020	4,947,478.44
3134GB5W8	6626	1	MC1	FHLMC	5,000,000.00	12/28/2017	06/28 - 12/28	5,000,000.00		2.050	06/28/2021	2.050	5,000,000.00
3134GSAC9	6627	1	MC1	FHLMC	5,000,000.00	12/28/2017	06/28 - 12/28	5,000,000.00		2.050	12/28/2020	2.050	5,000,000.00
<b>Subtotal</b>					<b>407,950,000.00</b>			<b>406,125,092.78</b>	<b>244,494.91</b>				<b>281,327,584.38</b>
<b>Total Purchases</b>					<b>407,950,000.00</b>			<b>406,125,092.78</b>	<b>244,494.91</b>				<b>281,327,584.38</b>





**Monthly  
 Sales/Call Report  
 Sorted by Maturity Date - Fund  
 October 1, 2017 - December 31, 2017**

CUSIP	Investment #	Fund	Issuer Sec. Type	Purchase Date	Redem. Date Matur. Date	Par Value	Rate at Redem.	Book Value at Redem.	Redemption Principal	Redemption Interest	Total Amount	Net Income
<b>07/20/2022</b>												
3130ABUQ7	6461	1	FHLB MC1	07/20/2017	10/20/2017 07/20/2022	5,000,000.00	2.160	5,000,000.00	5,000,000.00	27,000.00	5,027,000.00 Call	27,000.00
<b>Subtotal</b>						<b>5,000,000.00</b>		<b>5,000,000.00</b>	<b>5,000,000.00</b>	<b>27,000.00</b>	<b>5,027,000.00</b>	<b>27,000.00</b>
<b>Total Sales</b>						<b>5,000,000.00</b>		<b>5,000,000.00</b>	<b>5,000,000.00</b>	<b>27,000.00</b>	<b>5,027,000.00</b>	<b>27,000.00</b>