



Board of Supervisors The Novel Coronavirus (COVID-19)

November 17, 2020

Briefing Topics

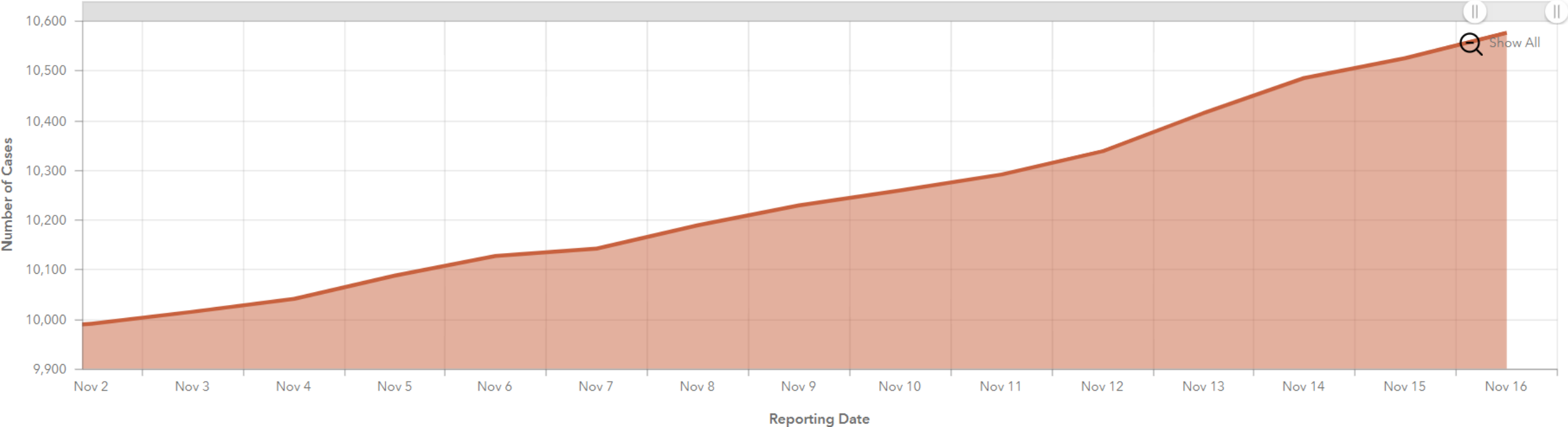
- SBC COVID-19 Data
- Blueprint for a Safer Economy
- COVID-19 Vaccine Planning
- COVID-19 Testing



Santa Barbara County COVID-19 By The Numbers

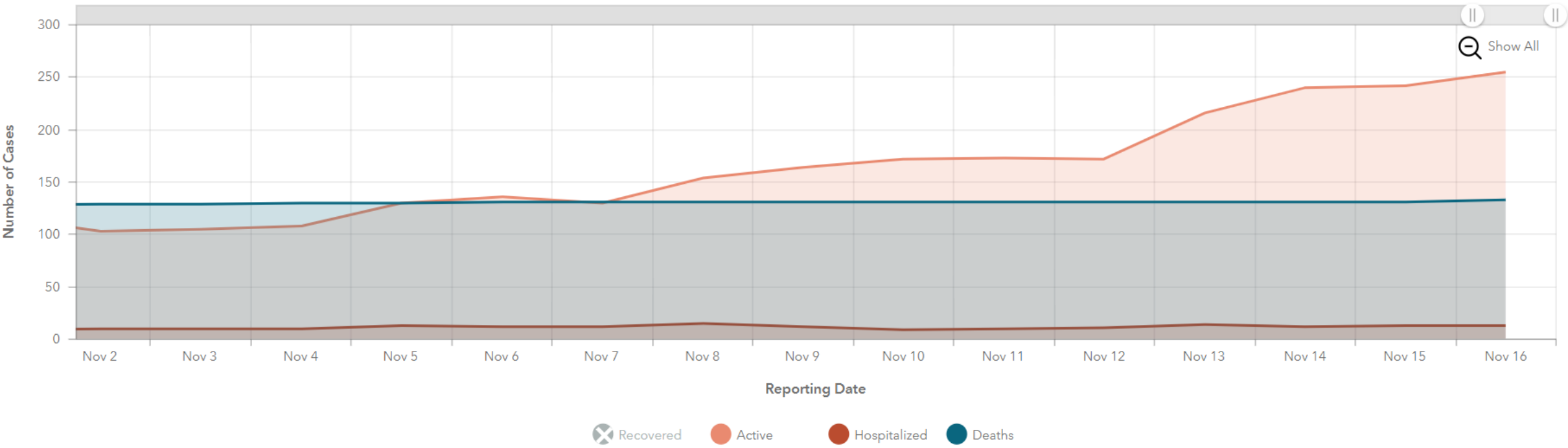
Cumulative Cases

Includes Lompoc Federal Correctional Complex (FCC)



Santa Barbara County COVID-19 By The Numbers

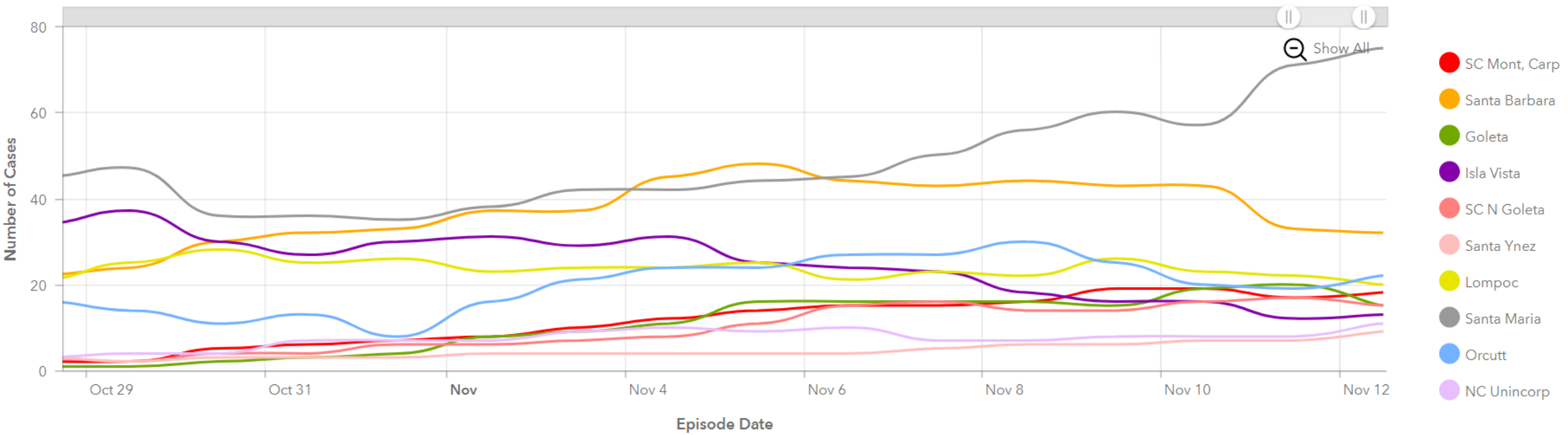
Current Status



Santa Barbara County COVID-19 By The Numbers

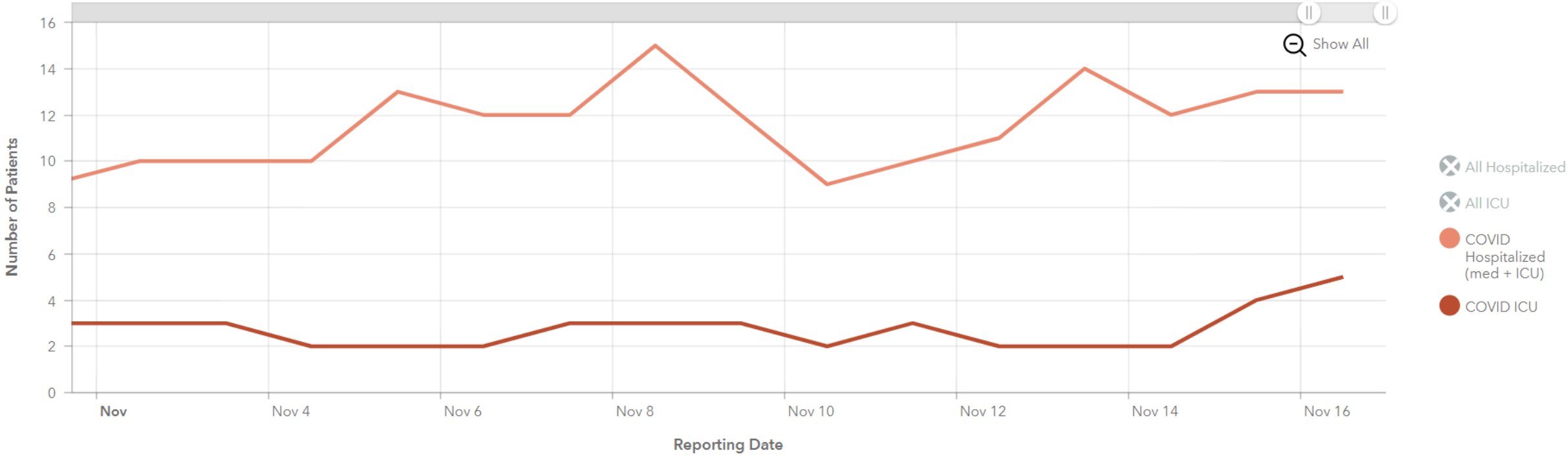
7-Day Rolling Sum of New Cases by Area

Not including Lompoc Federal Correctional Complex



Santa Barbara County COVID-19 By The Numbers

Number Hospitalized and ICU



How to access the dashboard

www.PublicHealthSBC.org



Community
Data Dashboard



Local Status
Reports



Local
Surveillance Metrics



California State Metrics
and Tiers



Red Tier
Information



COVID-19
Data Reports



Blueprint for a Safer Economy

DATA AS OF 11.16.20

Blueprint Framework

County risk level

Adjusted case rate*

7-day average of daily COVID-19 cases per 100K with 7-day lag, adjusted for number of tests performed

Positivity rate**

7-day average of all COVID-19 tests performed that are positive

<p>WIDESPREAD</p> <p>Many non-essential indoor business operations are closed</p>	<p>More than 7</p> <p>Daily new cases (per 100k)</p>	<p>More than 8%</p> <p>Positive tests</p>
<p>SUBSTANTIAL</p> <p>Some non-essential indoor business operations are closed</p>	<p>4-7</p> <p>Daily new cases (per 100k)</p>	<p>5 – 8% and 5.3 – 8% health equity metric</p> <p>Positive tests</p>
<p>MODERATE</p> <p>Some indoor business operations are open with modifications</p>	<p>1 – 3.9</p> <p>Daily new cases (per 100k)</p>	<p>2 – 4.9% and 2.2 – 5.2% health equity metric</p> <p>Positive tests</p>
<p>MINIMAL</p> <p>Most indoor business operations are open with modifications</p>	<p>Less than 1</p> <p>Daily new cases (per 100k)</p>	<p>Less than 2% and Less than 2.2% health equity metric</p> <p>Positive tests</p>



*Small counties (those with a population less than 106,000) may be subject to alternate case assessment measures for purposes of tier assignment.

**Health equity metric is not applied for small counties.

EMERGENCY BRAKE

- Due to an unprecedented surge in cases in every region in CA, CDPH implemented immediate changes to its tier assignment process:
 - Tier assignments may occur any day of the week and may occur more than once a week
 - Counties may be moved back more than one tier if CDPH determines a need for intensive intervention
 - Moved counties with one week of worsening metrics (as opposed to the usual 2 during times of stability)
 - Moved counties by more than one tier if metrics merited this
 - Counties will be required to implement any sector changes the day following the tier announcement
 - County requests for tier adjudication will not hold the county in the current tier during adjudication



Tier Assignment: 11/16

Santa Barbara County
metrics

7.1

Adjusted case rate for tier
assignment

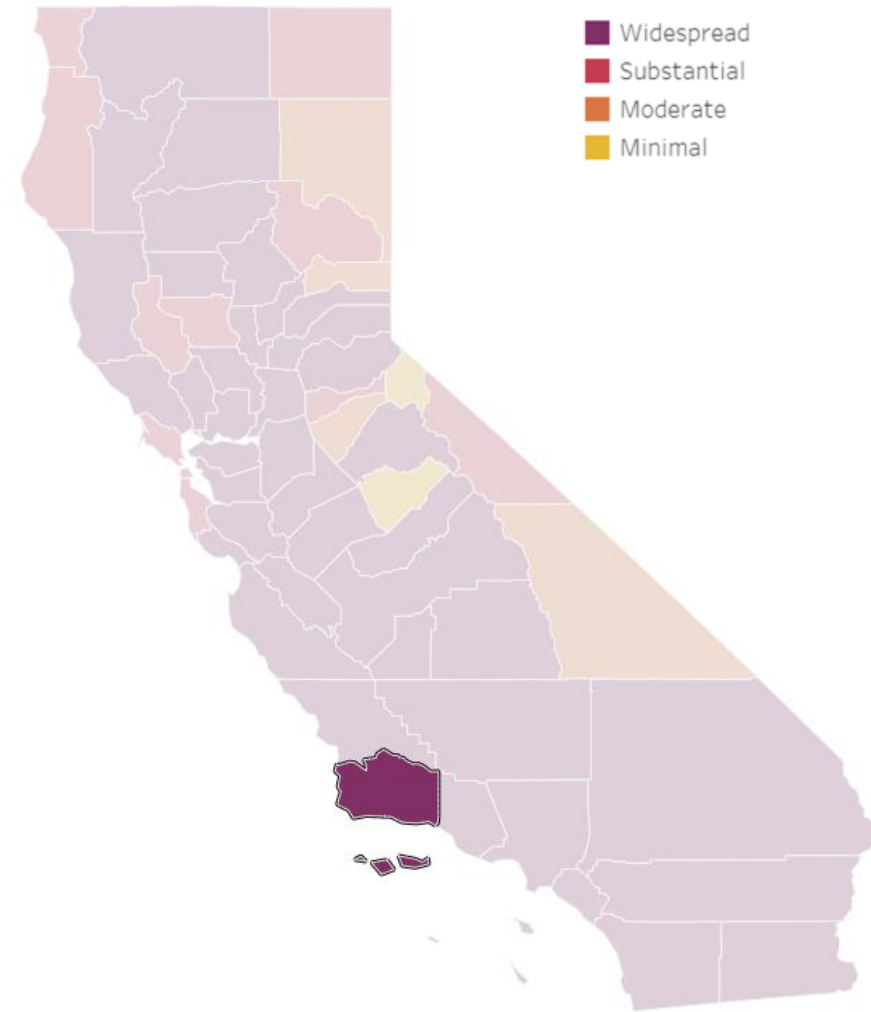
New cases per day per 100K
(unadjusted)

7.7

Positivity rate

2.7

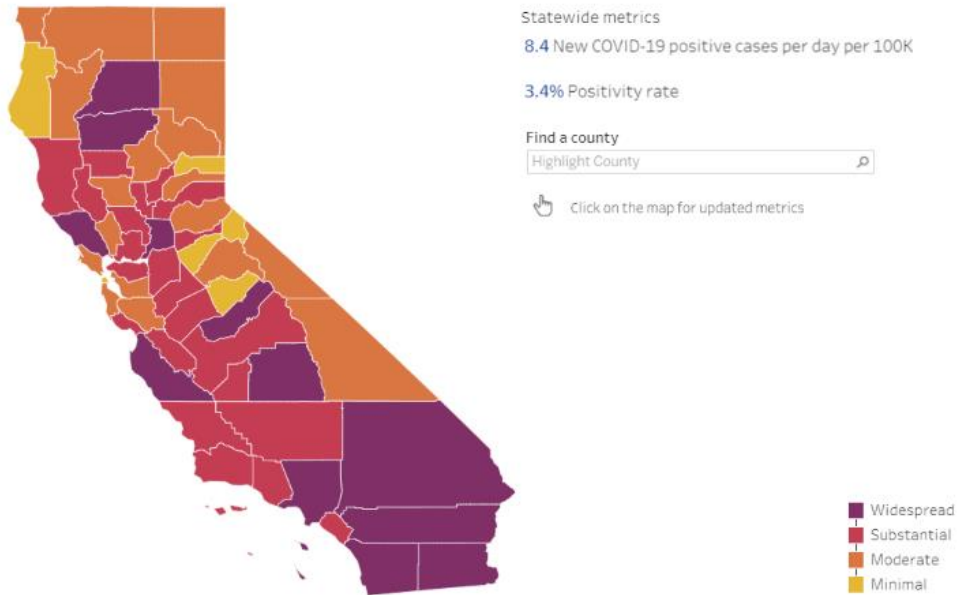
Health Equity Metric: **NA**



California trends

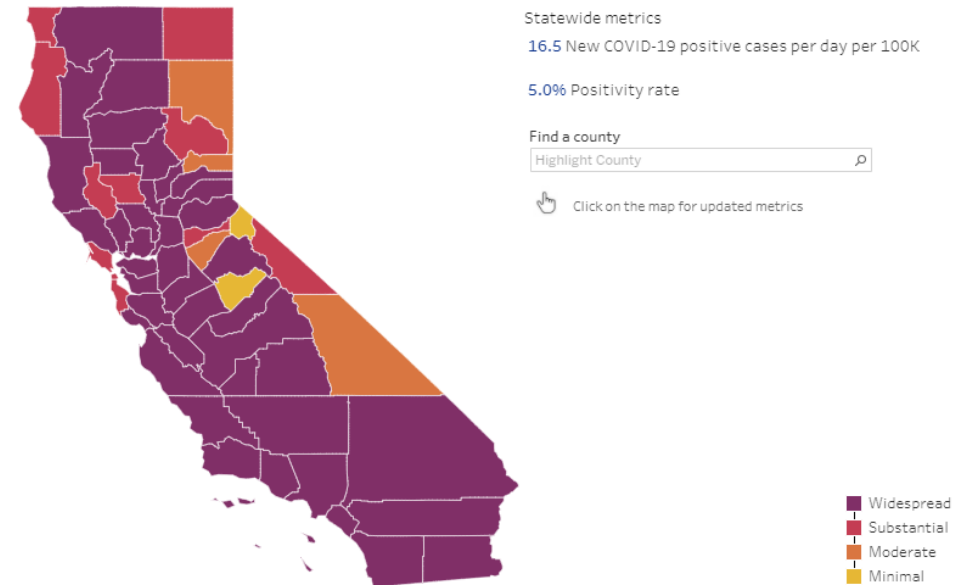
Current tier assignments as of November 10, 2020

All data and tier assignments are updated weekly every Tuesday.



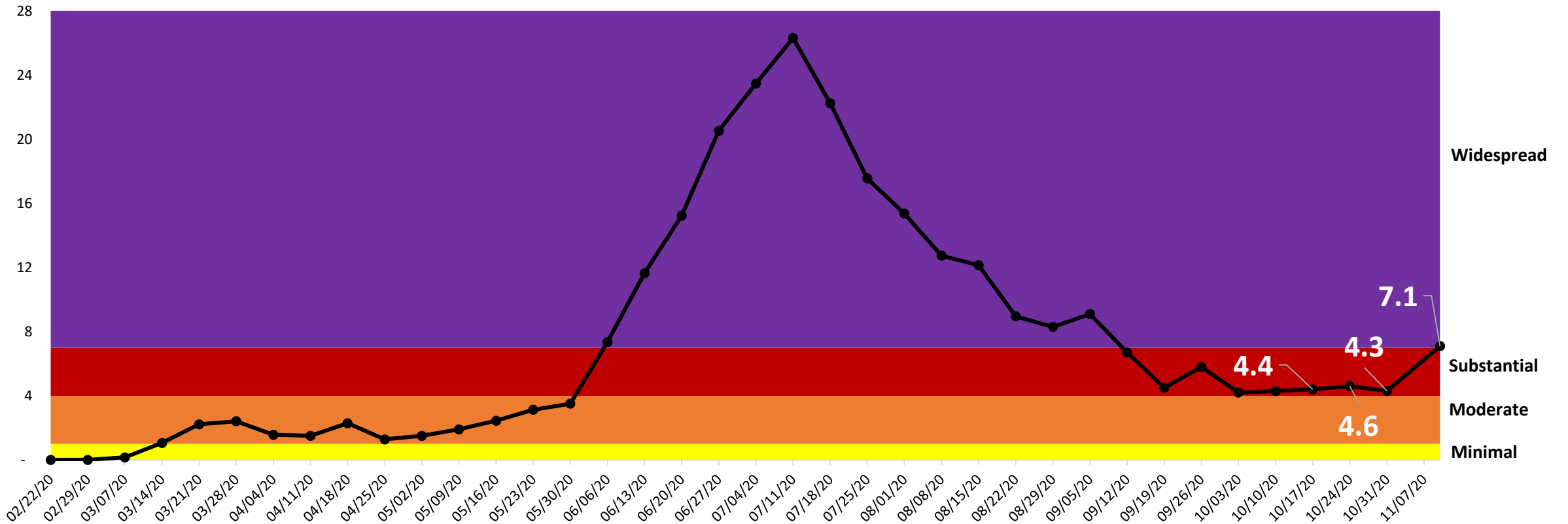
Current tier assignments as of November 16, 2020

Tier assignments may occur any day of the week and may occur more than once a week.



Case rate trend

Santa Barbara County 7-day Average Adjusted* Case Rate per 100,000 Community Residents

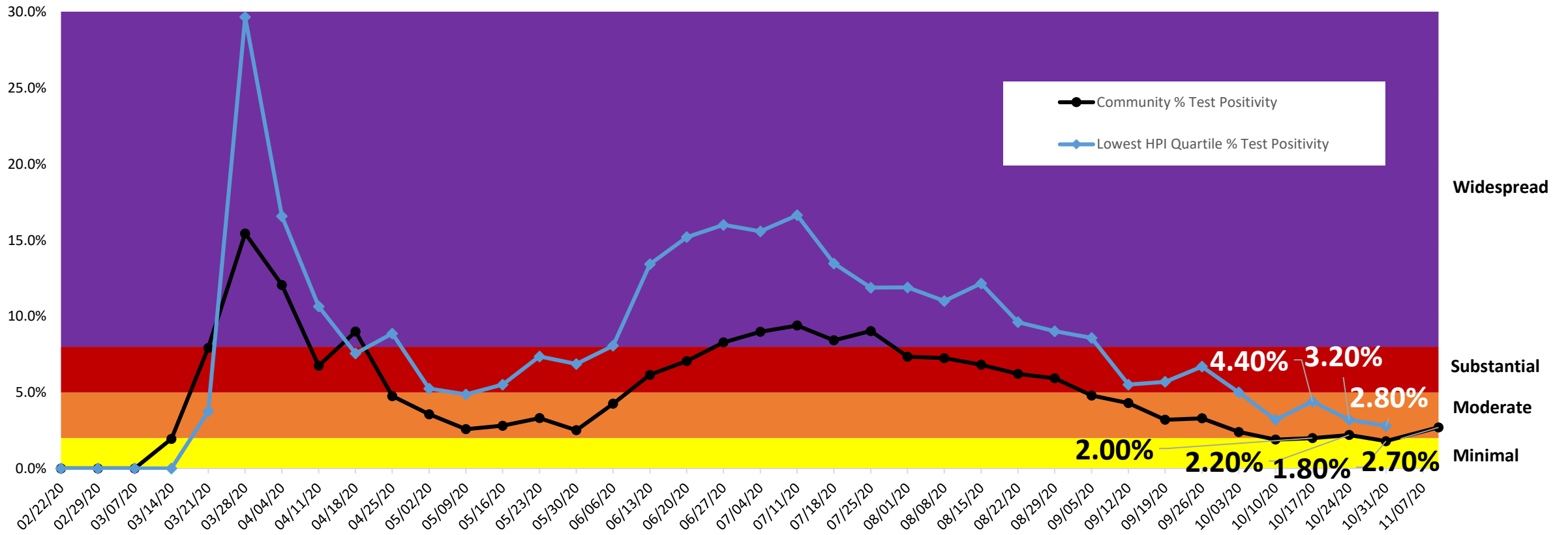


* Case rates as of 8/29 to current have been adjusted based on State metrics; As of 11/15 CDPH changed the Case Rate and Testing positivity metrics to reflect a 4 day lag instead of a 7 day lag. Previously the data reported on 11/16 would reflect 11/1-11/7 data, and with the changes now reflects 11/4-11/11 data.

update on 11/16/20

Testing Positivity Trend

Santa Barbara County 7-day Average Community Test Positivity Percent

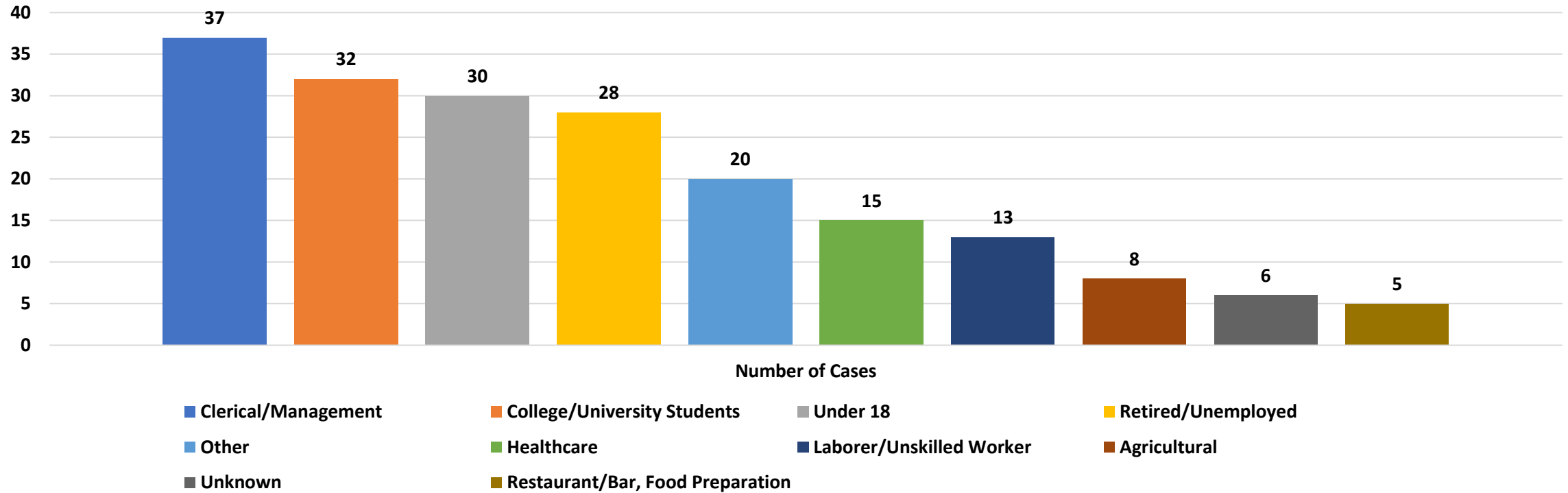


As of 11/15, CDPH changed the Case Rate and Testing positivity metrics to reflect a 4 day lag instead of a 7 day lag. Previously the data reported on 11/16 would reflect 11/1-11/7 data, but with the changes now reflects 11/4-11/11 data. HPI data was not released this week.



Disease Week 45 COVID-19 Cases by Occupation Type

Occupation of COVID-19 Cases from 11/1/20 to 11/7/20 (N=241*)



*Occupation data missing for 47 community members;



Moving back to Purple Tier

Not permitted in SBC per H00 2020-12.14

SECTORS	Widespread Tier 1	Substantial Tier 2
Critical Infrastructure	Open with modifications	Open with modifications
Gatherings*	Outdoor gatherings only with modifications <ul style="list-style-type: none"> Max 3 households 	Indoor gatherings strongly discouraged, allowed with modifications <ul style="list-style-type: none"> Max 3 households
Limited Services	Open with modifications	Open with modifications
Outdoor Playgrounds & Outdoor Recreational Facilities **	Open with modifications	Open with modifications
Hair Salons & Barbershops	Open Indoors with modifications	Open indoors with modifications



Moving back to Purple Tier

SECTORS	Widespread Tier 1	Substantial Tier 2
All Retail (including critical infrastructure, except standalone grocers)	Open Indoors with modifications <ul style="list-style-type: none"> • Max 25% capacity 	Open Indoors with modifications <ul style="list-style-type: none"> • Max 50% capacity
Shopping Centers (Malls, Destination Centers, Swap Meets)	Open Indoors with modifications <ul style="list-style-type: none"> • Max 25% capacity • Closed common areas • Closed food courts 	Open indoors with modifications <ul style="list-style-type: none"> • Max 50% capacity • Closed common areas • Reduced capacity food courts (see restaurants)
Personal Care Services***	Open Indoors with modifications	Open indoors with modifications
Museums, Zoos, and Aquariums	Outdoor Only with modifications	Open indoors with modifications <ul style="list-style-type: none"> • Indoor activities max 25% capacity



Moving back to Purple Tier

SECTORS	Widespread Tier 1	Substantial Tier 2
Places of Worship	Outdoor Only with modifications	Open indoors with modifications <ul style="list-style-type: none"> • Max 25% capacity or 100 people, whichever is fewer
Movie Theaters	Outdoor Only with modifications	Open Indoors with modifications <ul style="list-style-type: none"> • Max 25% capacity or 100 people, whichever is fewer
Hotels and Lodging	Open with modifications	Open with modifications <ul style="list-style-type: none"> • +Fitness centers (+10%)
Gyms and Fitness Centers	Outdoor Only with modifications	Open indoors with modifications <ul style="list-style-type: none"> • Max 10% capacity • +Climbing walls



Moving back to Purple Tier

SECTORS	Widespread Tier 1	Substantial Tier 2
Restaurants	Outdoor Only with modifications	Open indoors with modifications <ul style="list-style-type: none"> • Max 25% capacity or 100 people, whichever is fewer
Wineries	Outdoor Only with modifications	Outdoor Only with modifications
Bars, Breweries, and Distilleries (where no meal provided) (follow restaurant guidance where meal is provided)	Closed	Closed
Family Entertainment Centers	Outdoor Only with modifications e.g. <ul style="list-style-type: none"> • Kart Racing • Mini Golf • Batting Cages 	Outdoor Only with modifications e.g. <ul style="list-style-type: none"> • Kart Racing • Mini Golf • Batting Cages



Moving back to Purple Tier

SECTORS	Widespread Tier 1	Substantial Tier 2
Cardrooms, Satellite Wagering	Outdoor Only with modifications	Outdoor Only with modifications
Offices	Remote	Remote
Professional Sports	Open <ul style="list-style-type: none">• Without live audiences• With modifications	Open <ul style="list-style-type: none">• Without live audiences• With modifications
Live Audience Sports***	Closed	Closed



Moving back to Purple Tier

SECTORS	Widespread Tier 1	Substantial Tier 2
Amusement Parks***	Closed	Closed

*Gatherings updated November 13, 2020

**Outdoor playgrounds and outdoor recreational facilities updated September 28, 2020

***Personal care services, live audience professional sports and amusement parks updated October 20, 2020



School Guidance

- The emergency brake does not alter the state guidelines governing school re-openings.
- Schools that have already re-opened may remain open.
 - These schools shall follow the guidance provided by CDPH when determining when or if to close.
- Schools that have not re-opened may provide in-person instruction under the elementary school waiver process, or through small cohorts.
- Otherwise, schools may not reopen for in-person instruction until the county has been in the substantial (Red) tier for two weeks.



Moving back to Purple Tier

- Health Officer Order will be issued to reflect modifications of sectors
- Per State requirement, HOO will be effective @ Tuesday, 11/17, @ 12:59 pm



Potential Guidelines from State

- Curfew advisory @10 pm, and may eventually require businesses to close at a certain time.
- Revisions on facial coverings, restaurants, and capacity at essential businesses.



Vaccine Planning

COVID Vaccine Planning

- Santa Barbara County Plan being developed with CDPH & local partners on COVID Vaccination Workgroup
- Workgroup members include:
 - Hospitals & Outpatient Clinics
 - SBC Public Health
 - Fire Agency
 - Community Health Centers
 - County Joint Information Center
 - UCSB
 - Residential Care Facilities
 - Pharmacy
 - VAFVB
 - Community Partners



COVID Vaccine Planning

➤ Objectives of Workgroup:

- Coordinate and share information between Public Health & Healthcare partners who will provide vaccinations
- Coordinate a public information campaign to provide accurate and timely information
- Coordinate vaccination operational resources to ensure vaccinations to priority populations and the general public

➤ Full presentation on planning efforts to BOS on 12/8



Community Testing

Community Testing

➤ SM, Buellton, and Goleta OptumServe sites

- 165 appts per day at each site
- 495 total tests per day at the three sites
- SM & Buellton utilization: ~100 appt per day

➤ Goleta site

- Routinely full
- Will be opened 6 days a week
- Addition of 5 extra days per month = 825 new appointment available per month

➤ Coming soon

- 3 additional walk-up sites
- Sector partners for testing

To reschedule appointments:

- 888-634-1123
- <https://lhi.care/>



**STRONGER
TOGETHER.
SAFELY APART.**