



Board of Supervisors The Novel Coronavirus (COVID-19)

March 15, 2022

Pandemic Recap: The beginning

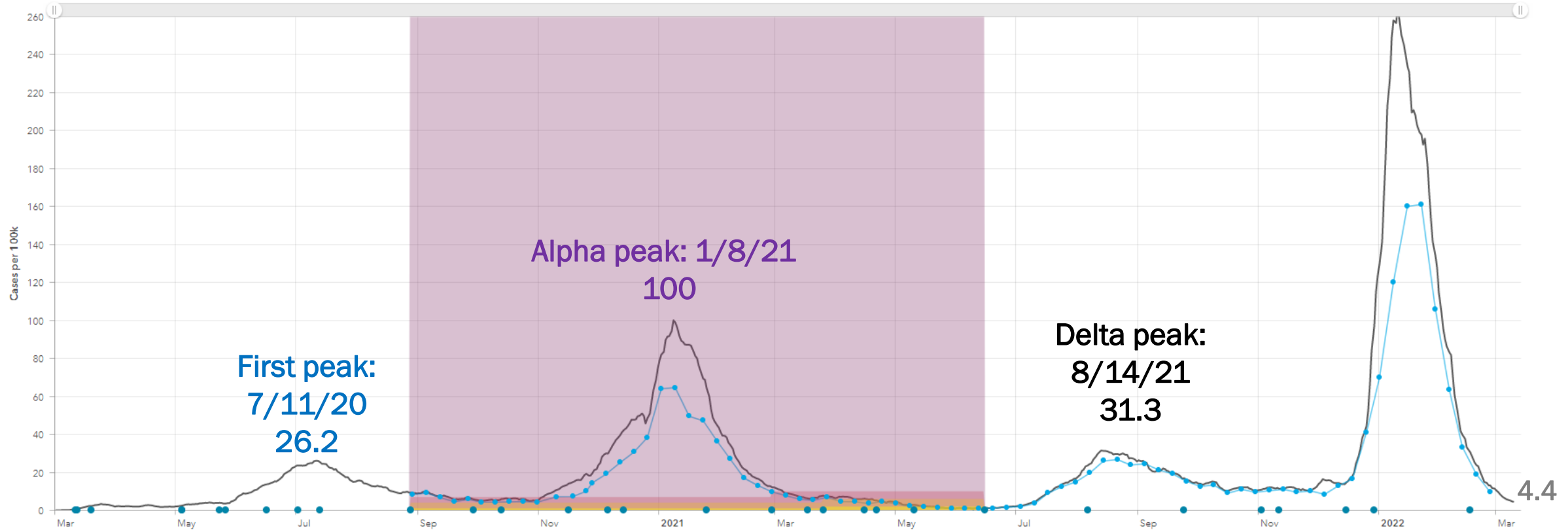
- March 11, 2020: the WHO declared COVID-19 a pandemic
- First reported cases:
 - Wuhan, China: December 31, 2019
 - Europe: January 24, 2020
 - United States: January 20, 2020
 - California: January 26, 2020
 - Santa Barbara County: March 15, 2020



Pandemic Recap: SBC Case Rate

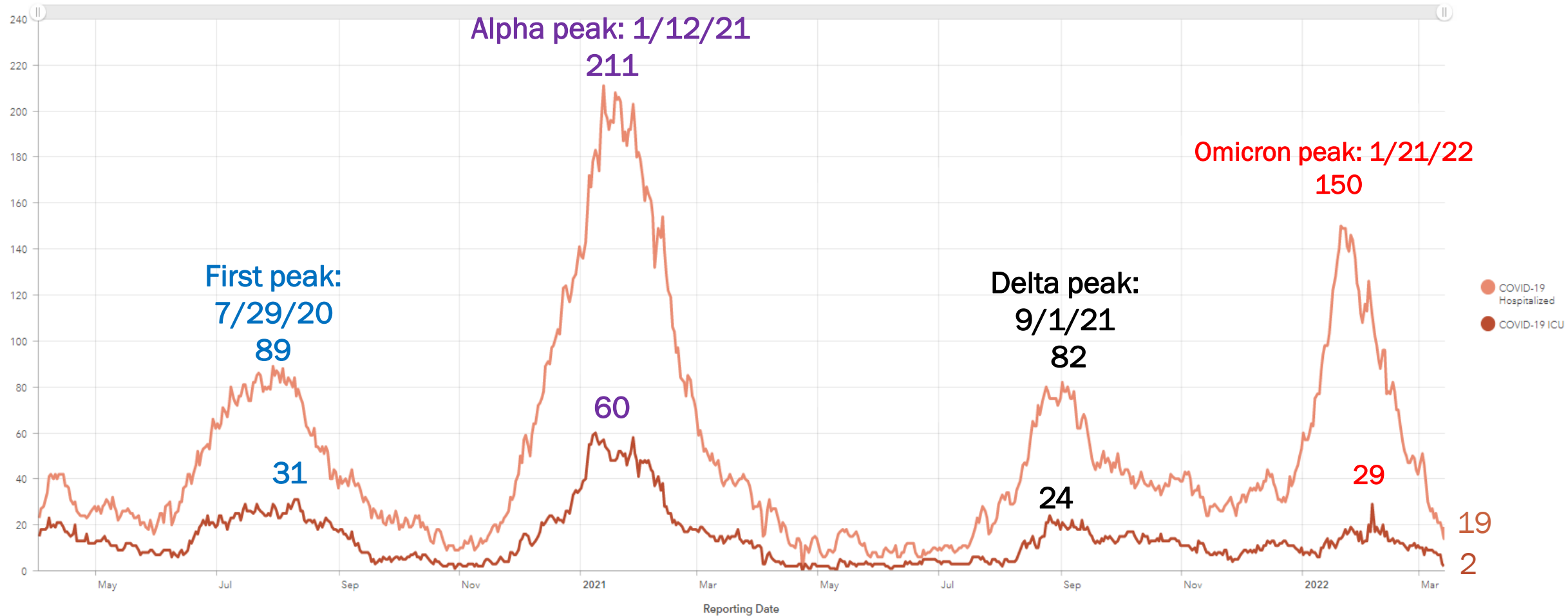
Case Rate per 100k People
Actual and CA adjusted

Omicron peak: 1/10/22
258.1



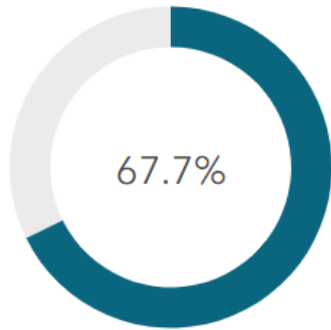
Pandemic Recap: SBC Hospitalization Rates

Adult COVID-19 Patients Hospitalized



Pandemic Recap: Vaccination Rates

% of SB County Fully Vaccinated as of 03/13/22



Updated Monday to Friday, one day delay.
See more in Vaccinations in the top menu.

% of Eligible Fully Vaccinated

72.0%

County residents 5+ years old

% of Eligible Vaccinated

79.9%

5+ years old, first or single dose

Doses Administered

780,802

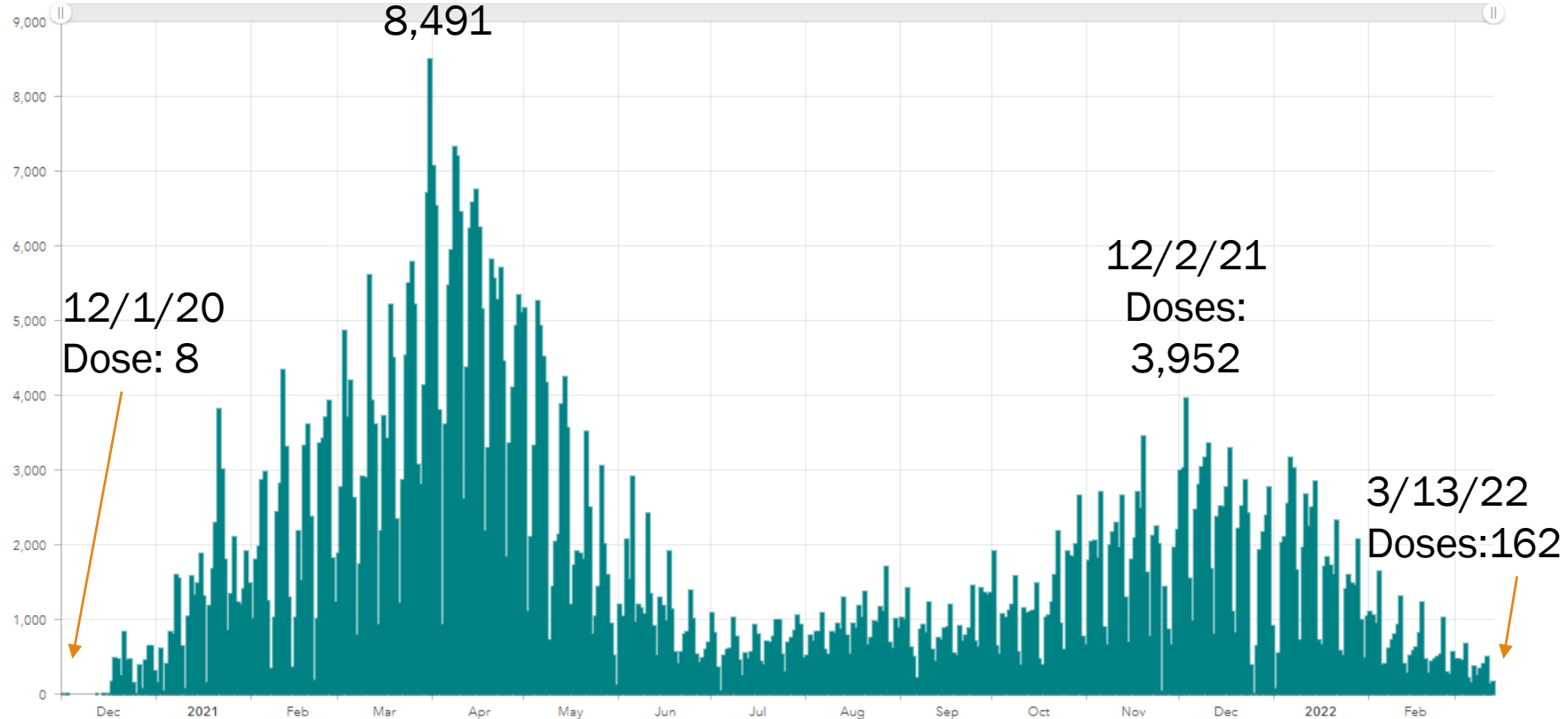
SB County residents including retail pharmacies

3/31/21

Doses:
8,491

COVID-19 Vaccinations

Daily number of doses administered in Santa Barbara County



Fully Vaccinated Rate by Zip Code, 3/8/22

Zip Code	VEM	5+ Population Size	City	8-Mar
93254	1	688	New Cuyama	59.4%
93117	3	56583	Goleta, Isla Vista, Gaviota, Naples, Capitan	60.1%
93436	2	52318	Lompoc, Vandenberg Village, Mission Hills, Concepcion, Acorn	64.5%
93455	3	43017	Santa Maria, Orcutt, Betteravia	65.0%
93458	1	51006	Santa Maria	70.4%
93463	4	7730	Santa Ynez, Solvang, Los Olivos, Ballard	71.0%
93454	2	36446	Santa Maria, Sisquoc, Garey	71.1%
93427	3	5784	Buellton, Las Cruces	72.1%
93460	4	5103	Santa Ynez	72.5%
93440	3	1595	Los Alamos	74.5%
93105	4	27154	Santa Barbara, Mission Canyon	75.1%
93110	3	16205	Santa Barbara, Hope Ranch	76.6%
93434	1	6807	Guadalupe	78.1%
93109	4	10426	Santa Barbara	80.3%
93103	3	19485	Santa Barbara	80.4%
93013	4	15806	Carpinteria, Summerland, Toro Canyon	81.6%
93101	3	29822	Santa Barbara	81.6%
93108	4	10092	Santa Barbara, Montecito, Summerland, Toro Canyon	82.1%
93111	4	16732	Goleta Valley	89.4%
93441	4	919	Los Olivos	97.0%
93067	3	410	Carpinteria	100.0%



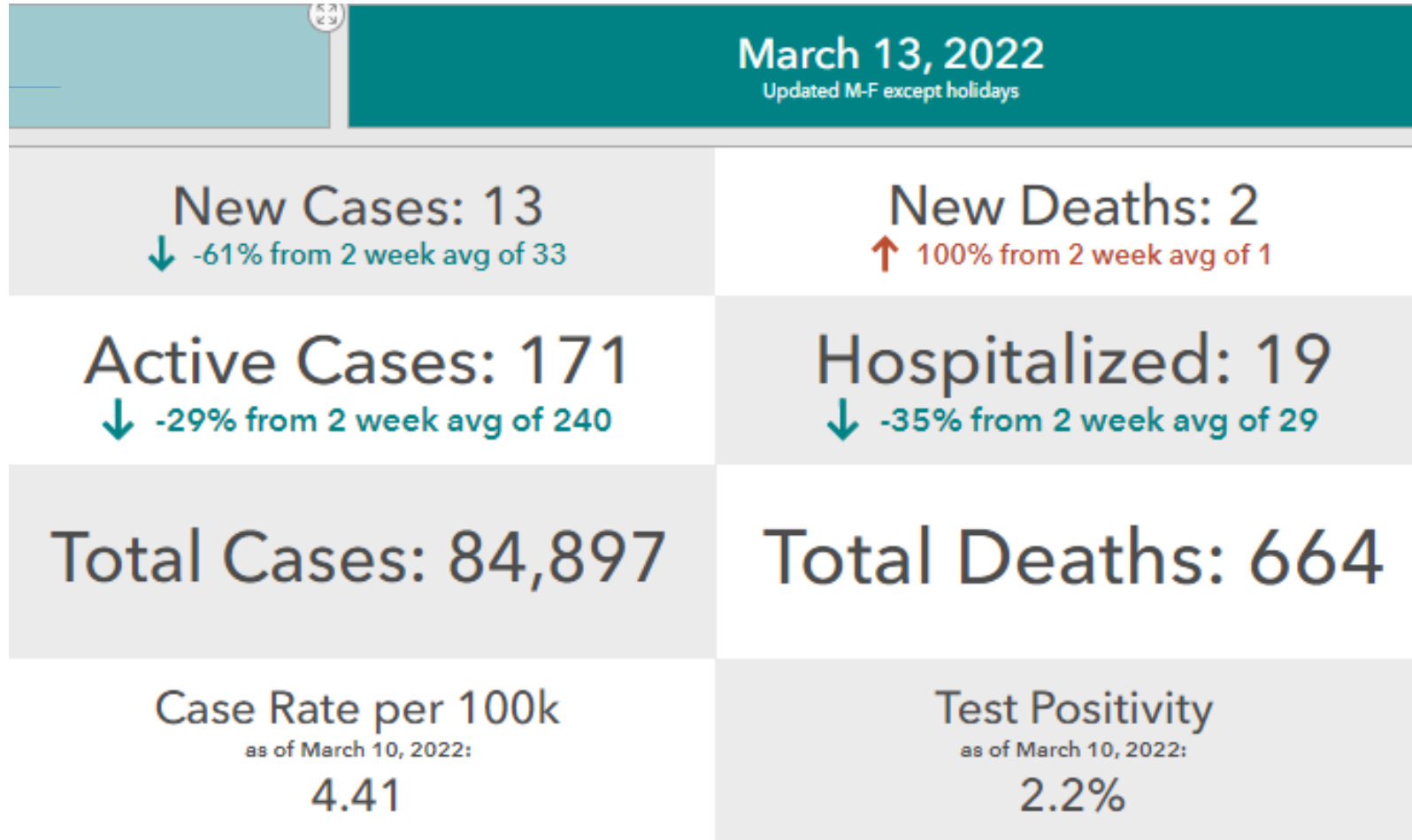
Vaccine Grant Partners*

Marian Regional Medical Center	Lompoc Valley Community Healthcare Organization	Children & Family Resource Services/Promotores Network	Future Leaders of America (FLA)
Lompoc Valley Medical Center	Central Coast Alliance United for A Sustainable Economy (CAUSE)	Children's Resource & Referral of Santa Barbara County	Good Samaritan Shelter
Fighting Back Santa Maria Valley	Casa de la Raza	Cottage Health	Mental Health Association in Santa Barbara County (DBA Mental Wellness Center)
Herencia Indigena	National Association for the Advancement of Colored People (NAACP), Santa Maria-Lompoc Branch	Doctors Without Walls-Santa Barbara Street Medicine	People's Self-Help Housing
Mixteco/Indigena Community Organizing Project (MICOP)	Carpinteria Children's Project	Family Service Agency of Santa Barbara County	Planned Parenthood California Central Coast

*does not include additional collaborating organizations



Current Status in SBC



Indoor Masking: Current State

	REQUIRED	STRONGLY RECOMMENDED	RECOMMENDED	OPTIONAL	
Vaccinated & Unvaccinated	Public Indoor (Effective end of day February 28)		<input checked="" type="checkbox"/>		
	Schools & Childcare (Effective end of day March 11)		<input checked="" type="checkbox"/>		
	Health Care	<input checked="" type="checkbox"/>			
	Long-Term Care	<input checked="" type="checkbox"/>			
	Jails & Prisons	<input checked="" type="checkbox"/>			
	Public Transportation	<input checked="" type="checkbox"/>			



COVID-19 Response: Next Phase

STRATEGY	GOALS
Vaccines	<ul style="list-style-type: none">• Maintain mobile vaccine program in health equity areas and vulnerable communities.• Monitor IZ trends via IZ program and EPI.• Support health care systems to vaccinate.• Consider seasonality of surges and plan for future vaccination trends.
Isolation & Quarantine	<ul style="list-style-type: none">• Increase capacity within the community to be able to conduct isolation on-site.• Maintain flexibility in C-19 Team to expand and contract to provide all aspects of the current work: vaccines, I&Q, testing.



COVID-19 Response: Next Phase

STRATEGY	GOALS
Testing	<ul style="list-style-type: none">• Encourage utilization of State/Federal programs for ordering tests as the main mechanism for service for rural or isolated communities.• Support partners to retain their own cache of antigen tests through already existing mechanisms.• Maintain testing supplies for surge and outbreaks.
Contact Tracing & Contact Investigation	<ul style="list-style-type: none">• Transition CICT investigators to respond to detailed inquiries from community, businesses, and congregate living facilities.• Publish public phone number for anyone who tests positive.• Enhance capacity of 211 partners to provide detailed support• Shift CICT to outbreak response function – travelers, congregate living, etc.



COVID-19 Response: Next Phase

STRATEGY	GOALS
Data & Dashboard	<ul style="list-style-type: none">• Transition to CDPH data sources after expiring local health emergency order.• Maintain capacity to resume processing local data if surge in cases occurs.• Streamline dashboard to contain key metrics.
Surveillance	<ul style="list-style-type: none">• Monitor federal and state data sources and trends.• Maintain engagement with local and state partners for wastewater and variance monitoring.



COVID-19 Response: Next Phase

STRATEGY	GOALS
Testing @ Health Care Centers	<ul style="list-style-type: none">• Maintain capacity to test at Lompoc & Santa Barbara SBC Health Care Centers through 2022.
Testing @ SM HCC	<ul style="list-style-type: none">• Develop capacity to test in anticipation of closure of community testing site at Santa Maria Fair Park.
Testing @ Carpinteria HCC	<ul style="list-style-type: none">• Develop capacity to test to increase local access.



Moving Forward

We have the tools to
Fight COVID-19



Vaccines & Booster



Masks



Testing



Therapeutics

