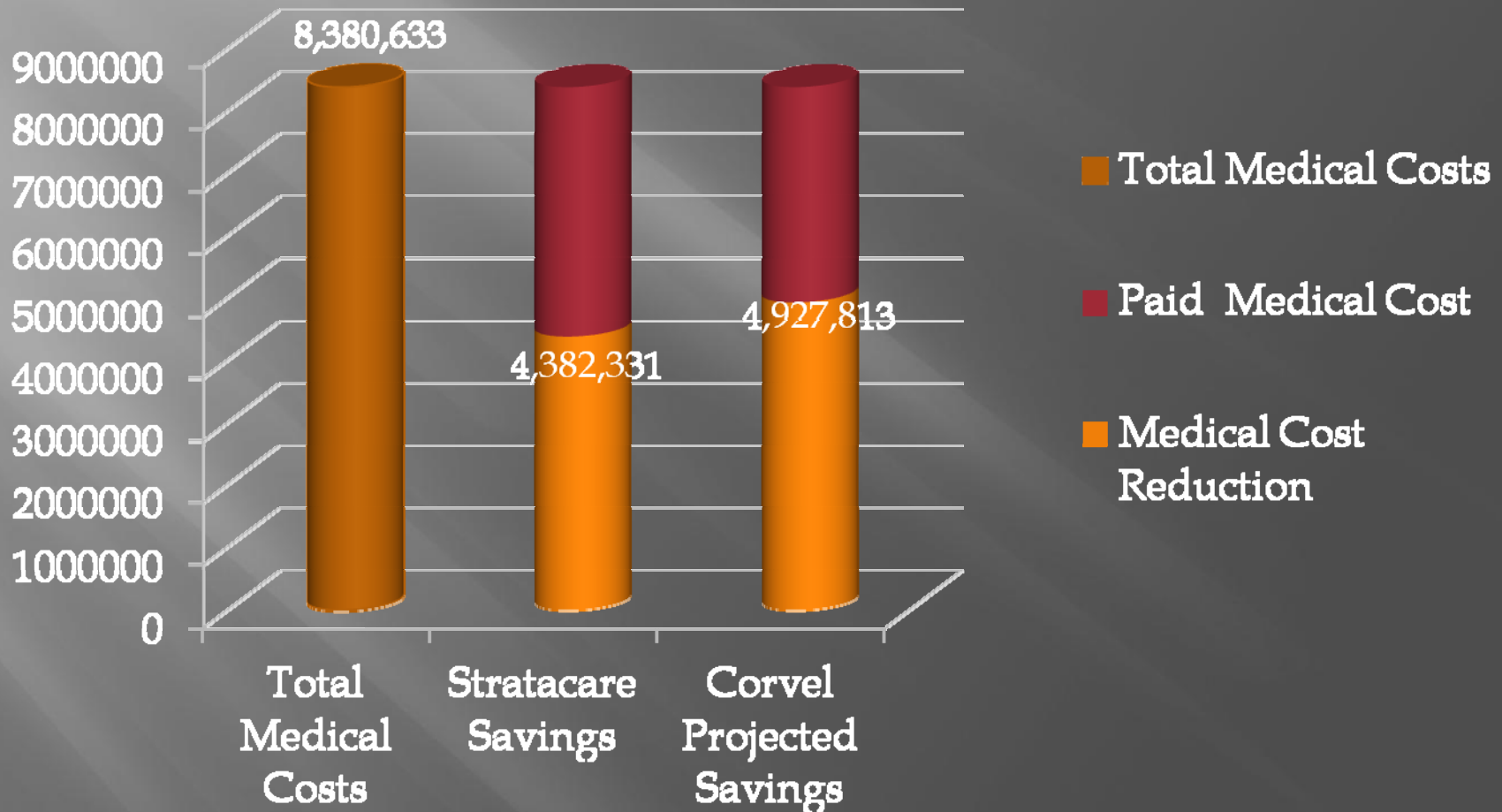


RISK MANAGEMENT ADMINISTERS THREE INTERNAL SERVICE FUNDS



The Risk Management Evaluation Team (RMET)
provides oversight and input to ensure fund stability

Comparison of Medical Bill Review Services (7/1/10 - 5/31/11)




Future Salary and Benefit Cost Savings


Fiscal Year	Number of Open Claims	Examiners Required	Salary and Benefit Costs (APPX.)
2011-2012	488	3	\$309,928
2012-2013	364	2	\$208,952
2013-2014	275	2	\$208,952
2014-2015	209	1.5	\$156,714
2015-2016	158	1	\$104,476
2016-2017	120	1	\$104,476
2017-2018	94	1	\$104,476
2018-2019	73	.5	\$52,238
2019-2020	56	.5	\$52,238
2020-2021	42	.5	\$52,238

Costs Savings


Salary and Benefits




Claims Management System




Mandatory Federal & State Reporting



Office Space and Supplies



Transportation, Travel & Mandatory Training



Payment Processing (Auditor-Controller)

