



# Board of Supervisors The Novel Coronavirus (COVID-19)

April 6, 2021

# Briefing Topics

- Santa Barbara County COVID-19 Data
- Blueprint Metrics
- Vaccination Efforts



# ESTIMATED CDPH Monitoring Status: 4/6/21

Santa Barbara County  
metrics

**6.8**

Adjusted case rate for tier  
assignment

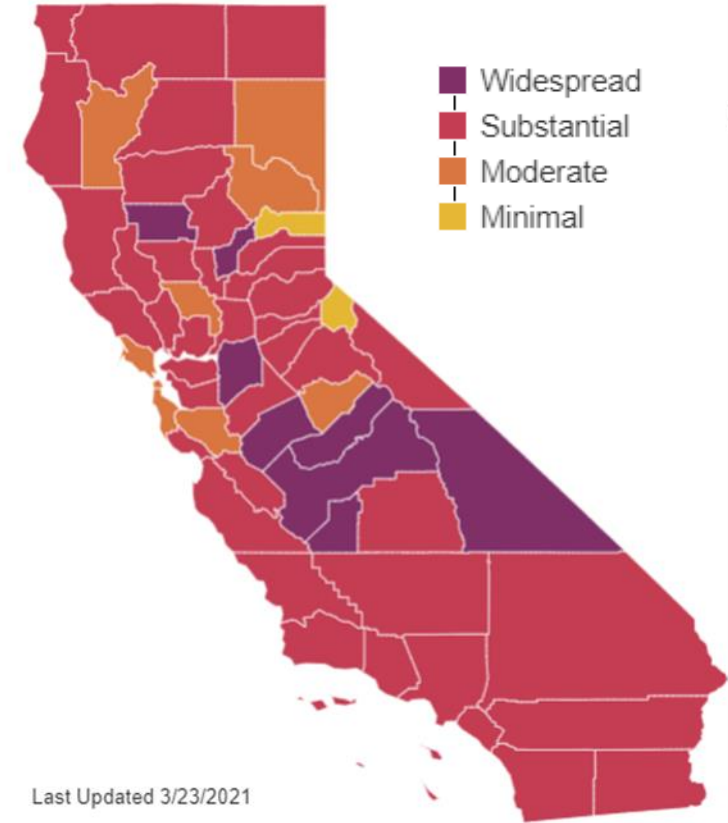
New cases per day per 100K  
(unadjusted)

**6.9**

Positivity rate

**2.7**

Health Equity Metric: **5.1**

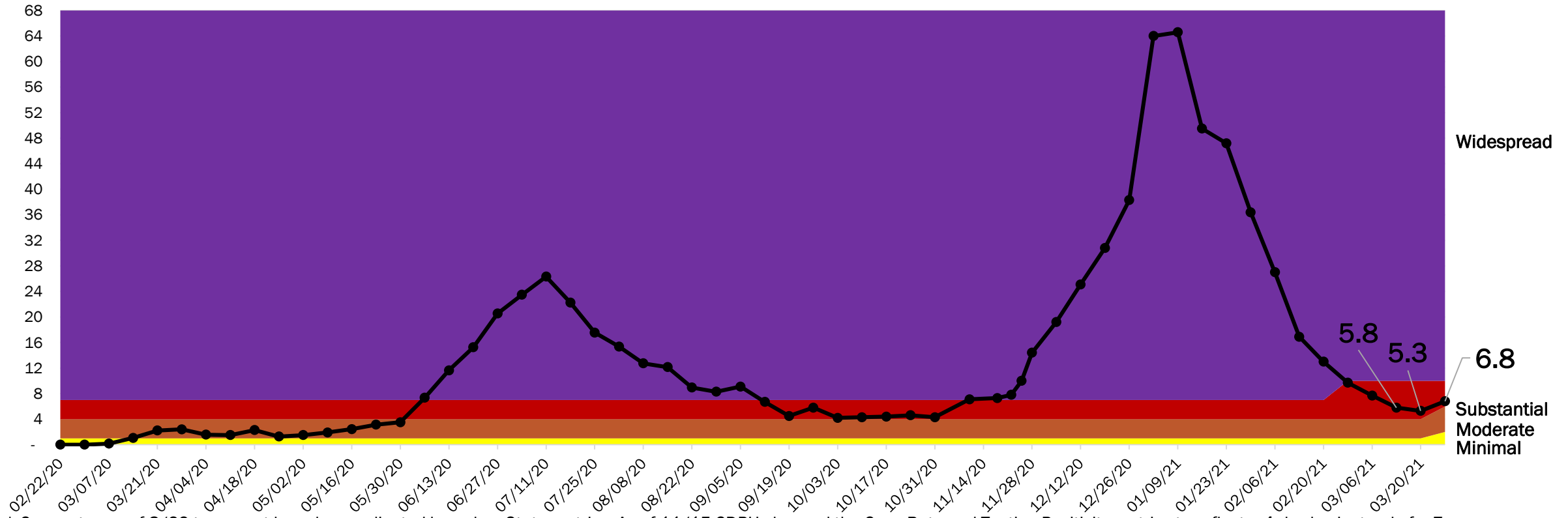


All data and tier assignments are based on results from week ending March 27



# ANTICIPATED: Blueprint Metrics for 4/6/21

Santa Barbara County 7-day Average Adjusted\* Case Rate per 100,000 Community Residents

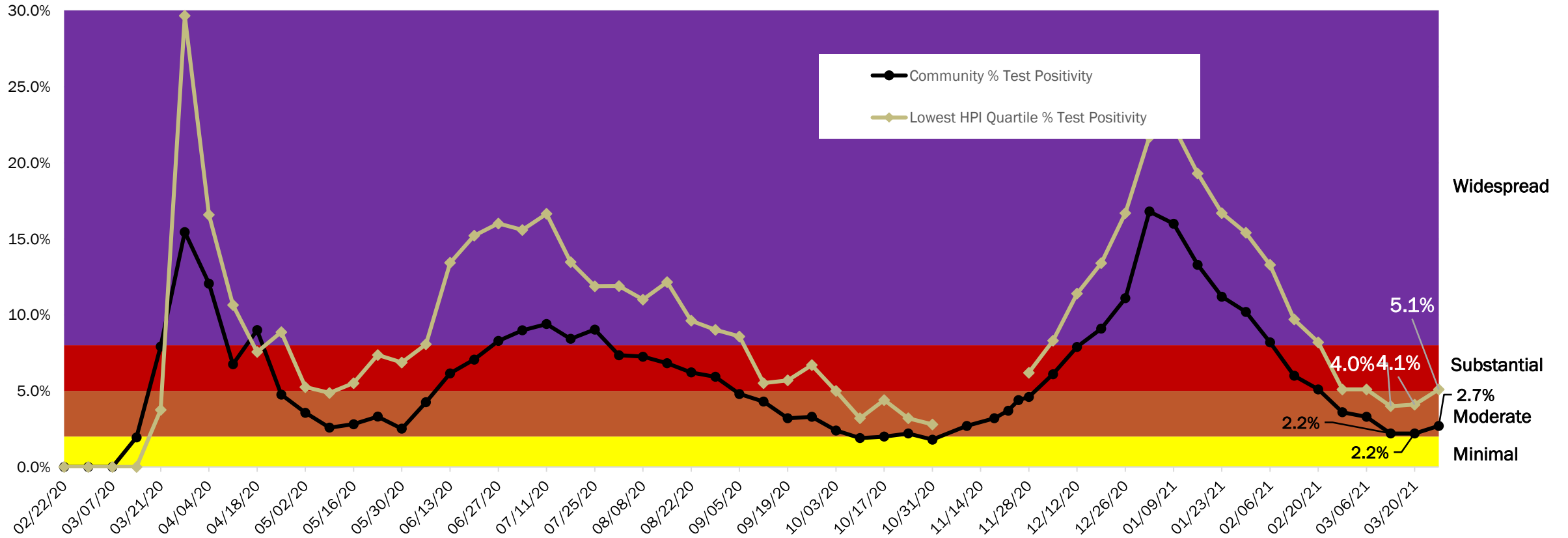


\* Case rates as of 8/29 to current have been adjusted based on State metrics; As of 11/15 CDPH changed the Case Rate and Testing Positivity metrics to reflect a 4-day lag instead of a 7-day lag. As of 11/28 data, the State reverted back to the 7-day lag. On 4/2/21 CDPH expanded the red tier criteria in response to 4 million vaccine doses administered in the lowest HPI quartile. Tier credit was given retrospectively.



# ANTICIPATED: Blueprint Metrics for 4/6/21

Santa Barbara County 7-day Average Community Test Positivity Percent

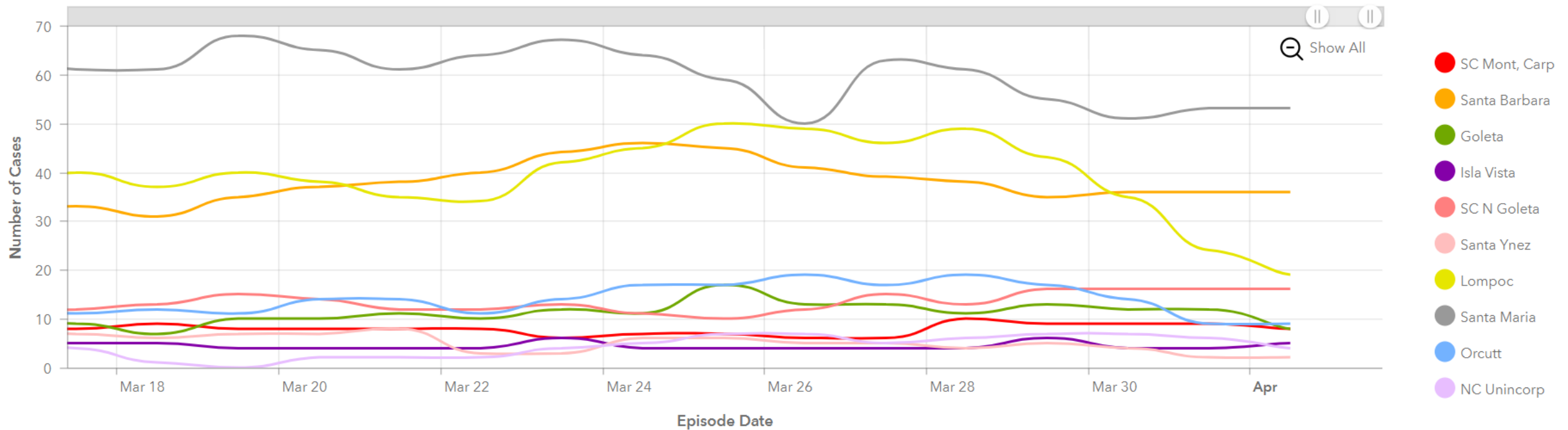


As of 11/15, CDPH changed the Case Rate and Testing Positivity metrics to reflect a 4-day lag instead of a 7-day lag. HPI data was not released the weeks with 4-day lag data. As of 11/28 data, the State reverted back to the 7-day lag.

# Santa Barbara County COVID-19 Data

## 7-Day Rolling Sum of New Cases by Area

Not including Lompoc Federal Correctional Complex

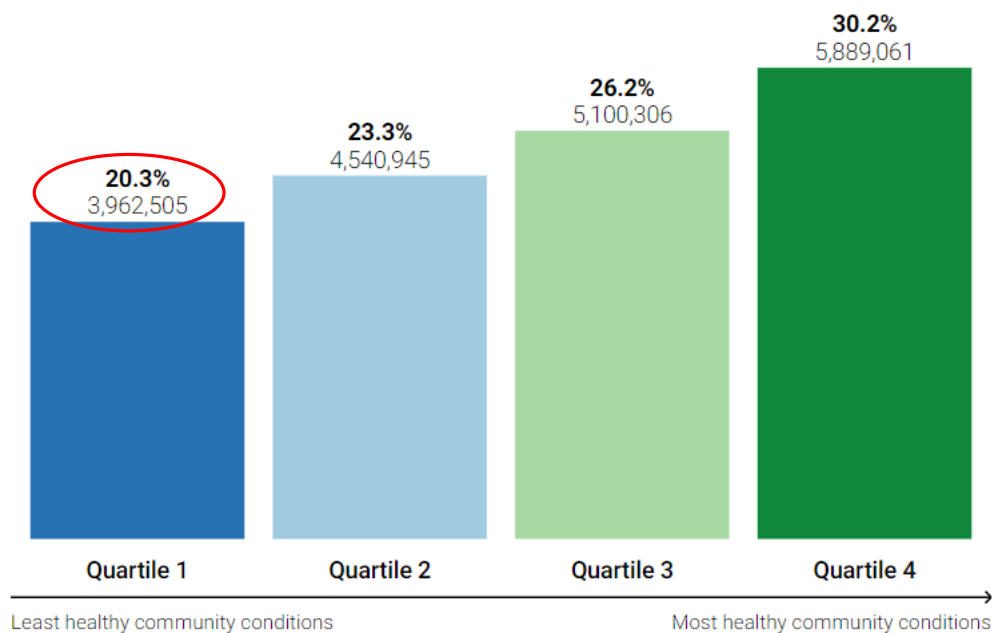


# Vaccine Equity Metric

## Vaccinations by doses administered

Number of vaccine doses given in California

■ % of total and number of doses administered



Updated April 5, 2021 with data from April 4, 2021. Excludes doses without an HPI score, including out-of-state residents or records with missing zip codes. Percentage for doses calculated as doses administered in a quartile divided by total doses administered statewide.



# Blueprint Tier Framework

➤ Upon meeting statewide Vaccine Equity Metric Goals:

Doses administered in the Vaccine Equity Quartile (statewide)	Tier 1 Widespread (Purple)	Tier 2 Substantial (Red)	Tier 3 Moderate (Orange)	Tier 4 Minimal (Yellow)
Current: Less than 2 million doses administered	Case Rate > 7	Case Rate 4 - 7	Case Rate 1 - 3.9	Case Rate < 1
Goal #1: 2 Million administered	Case Rate > 10	Case Rate 4 - 10	Case Rate 1 - 3.9	Case Rate < 1
Goal #2: 4 Million doses administered	Case Rate > 10	Case Rate 6 - 10	Case Rate 2 - 5.9	Case Rate < 2







# Orange Tier: Case Rate 2 - 5.9

SANTA BARBARA COUNTY BLUEPRINT FOR A SAFER ECONOMY

## TIER STATUS PROGRESS

How well is Santa Barbara County progressing toward the Orange Tier within the State's Blueprint for Reopening?

STATUS	CRITERIA	AMOUNT
<input checked="" type="checkbox"/>	Four million doses of vaccine administered to the hardest-hit communities in our state, as measured by the Healthy Places Index	4 MILLION CALIFORNIANS AND COUNTING 
 <input checked="" type="checkbox"/>	Santa Barbara County must be in a tier for 3 consecutive weeks	<input checked="" type="checkbox"/> 1 <input checked="" type="checkbox"/> 2 <input checked="" type="checkbox"/> 3
<input type="checkbox"/>	Santa Barbara County must meet the Adjusted Case Rate for the next tier, for 2 consecutive weeks	<input type="checkbox"/> 1 <input type="checkbox"/> 2
<input checked="" type="checkbox"/>	Santa Barbara County must meet the Test Positivity Rate for the next tier, for 2 consecutive weeks	<input checked="" type="checkbox"/> 1 <input checked="" type="checkbox"/> 2

# Updates to Blueprint: Gatherings

SECTORS	Tier 1 Widespread (Case Rate >7 and Test Positivity >8%)	Tier 2 Substantial (Case Rate 4-7 and Test Positivity 5-8%)	Tier 3 Moderate (Case Rate 1-3.9 and Test Positivity 2-4.9%)	Tier 4 Minimal (Case Rate <1 and Test Positivity <2%)
Post 2 million doses administered in first Healthy Places Index quartile	CR >10	CR 4-10	CR 1-3.9	CR <1
Post 4 million doses administered in first Healthy Places Index quartile	CR >10	CR 6-10	CR 2-5.9	CR <2
Critical Infrastructure	Open with modifications	Open with modifications	Open with modifications	Open with modifications
Gatherings * - Social, informal gatherings - No defined guest list required - No testing or vaccination required	<p><b>Current:</b> Outdoor gatherings only with modifications</p> <ul style="list-style-type: none"> <li>Max 3 households</li> </ul> <p><b>Effective April 15, 2021</b> Outdoor only</p> <ul style="list-style-type: none"> <li>Max 3 households</li> </ul>	<p><b>Current:</b> Indoor gatherings strongly discouraged, allowed with modifications</p> <ul style="list-style-type: none"> <li>Max 3 households</li> </ul> <p><b>Effective April 15, 2021</b> Outdoor</p> <ul style="list-style-type: none"> <li>Max 25 people</li> </ul> <p>Indoor</p> <ul style="list-style-type: none"> <li>Indoor gatherings strongly discouraged, allowed with modifications (no food/drink except when following the standards in the guidance)</li> <li>Max 25% capacity in settings where capacity limits exist and up to 3 households or 10 people</li> </ul>	<p><b>Current:</b> Indoor gatherings strongly discouraged, allowed with modifications</p> <ul style="list-style-type: none"> <li>Max 3 households</li> </ul> <p><b>Effective April 15, 2021</b> Outdoor</p> <ul style="list-style-type: none"> <li>Max 50 people</li> </ul> <p>Indoor</p> <ul style="list-style-type: none"> <li>Indoor gatherings strongly discouraged, allowed with modifications (no food/drink except when following the standards in the guidance)</li> <li>Max 25% capacity in settings where capacity limits exists or 25 people or whichever is fewer</li> </ul>	<p><b>Current:</b> Indoor gatherings strongly discouraged, allowed with modifications</p> <ul style="list-style-type: none"> <li>Max 3 households</li> </ul> <p><b>Effective April 15, 2021</b> Outdoor</p> <ul style="list-style-type: none"> <li>Max 100 people</li> </ul> <p>Indoor</p> <ul style="list-style-type: none"> <li>Indoor gatherings strongly discouraged, allowed with modifications (no food/drink except when following the standards in the guidance)</li> <li>Max 50% capacity in settings where capacity limits exist or 50 people or whichever is fewer</li> </ul>



# Updates to Blueprint- Private Events

Post 4 million doses administered in first Healthy Places Index quartile	CR >10	CR 6-10	CR 2-5.9	CR <2
<b>Private Events **</b> (meetings/receptions/conferences)  <b>Required mitigation measures:</b> <ul style="list-style-type: none"> <li>- Purchased tickets or defined guest list</li> <li>- Seating chart/Assigned seating</li> <li>- Testing and vaccination can increase capacity</li> <li>- No intermingling of multiple private events</li> </ul>	<b>Effective April 15, 2021</b> Outdoor only <ul style="list-style-type: none"> <li>• Maximum 25 people</li> <li>• If all guests are tested or show proof of full vaccination: Max 100</li> </ul>	<b>Effective April 15, 2021</b> Outdoor <ul style="list-style-type: none"> <li>• Maximum of 50 people</li> <li>• If all guests are tested or show proof of full vaccination: Max 200</li> </ul> Indoor <ul style="list-style-type: none"> <li>• If all guests are tested or show proof of full vaccination: Max 100 people</li> </ul>	<b>Effective April 15, 2021</b> Outdoor <ul style="list-style-type: none"> <li>• Maximum of 100 people</li> <li>• If all guests are tested or show proof of full vaccination: Max 300</li> </ul> Indoor <ul style="list-style-type: none"> <li>• If all guests are tested or show proof of full vaccination: Max 150 people</li> </ul>	<b>Effective April 15, 2021</b> Outdoor <ul style="list-style-type: none"> <li>• Maximum of 200 people</li> <li>• If all guests are tested or show proof of full vaccination: Max 400</li> </ul> Indoor <ul style="list-style-type: none"> <li>• If all guests are tested or show proof of full vaccination: Max 200 people</li> </ul>



# Updates to Blueprint- Indoor Live Events/Performances

Post 4 million doses administered in first Healthy Places Index quartile	CR >10	CR 6-10	CR 2-5.9	CR <2
Indoor Seated Live Events and Performances **	Closed	Effective April 15, 2021:	Effective April 15, 2021	Effective April 15, 2021
		<p><b>All venues:</b></p> <ul style="list-style-type: none"> <li>In-state visitors only, check for current <a href="#">CDPH Travel Advisory</a> in effect</li> <li>Weekly worker testing program</li> <li>All tickets delivered digital, advanced purchase only</li> <li>Pre-designated eating area (no eating/drinking allowed in seats) – 6 feet of distance.</li> <li>Suites 25% capacity, max three households.</li> </ul> <p><b>Venues: 0-1,500</b></p> <ul style="list-style-type: none"> <li>Maximum 10% or 100 people</li> <li>25% if all guests are tested or show proof of full vaccination</li> </ul>	<p><b>All venues:</b></p> <ul style="list-style-type: none"> <li>In-state visitors only, check for current <a href="#">CDPH Travel Advisory</a> in effect</li> <li>Weekly worker testing program</li> <li>All tickets delivered digital, advanced purchase only</li> <li>Pre-designated eating area (no eating/drinking allowed in seats) – 6 feet of distance.</li> <li>Suites 25% capacity, max three households.</li> </ul> <p><b>Venues: 0-1,500</b></p> <ul style="list-style-type: none"> <li>Maximum 15% or 200 people</li> <li>35% if all guests are tested or show proof of full vaccination</li> </ul>	<p><b>All venues:</b></p> <ul style="list-style-type: none"> <li>In-state visitors only, check for current <a href="#">CDPH Travel Advisory</a> in effect</li> <li>Weekly worker testing program</li> <li>All tickets delivered digital, advanced purchase only</li> <li>Pre-designated eating area (no eating/drinking allowed in seats) – 6 feet of distance.</li> <li>Suites 25% capacity, max three households.</li> </ul> <p><b>Venues: 0-1,500</b></p> <ul style="list-style-type: none"> <li>Maximum 25% or 300 people</li> <li>50% if all guests are tested or show proof of full vaccination</li> </ul>
		<p><b>Venues: 1,501 and above</b></p> <ul style="list-style-type: none"> <li>20% if all guests are tested or show proof of full vaccination</li> </ul>	<p><b>Venues: 1,501 and above</b></p> <ul style="list-style-type: none"> <li>10% capacity or 2000, whatever is fewer; with modifications, and no eating/drinking</li> <li>35% if all guests are tested or show proof of full vaccination</li> </ul>	<p><b>Venues: 1,501 and above</b></p> <ul style="list-style-type: none"> <li>10% capacity or 2000, whatever is fewer; with modifications, and no eating/drinking</li> <li>50% if all guests are tested or show proof of full vaccination</li> </ul>



# Vaccination Efforts

---



# Vaccine Distribution: First Doses; 3/31

Location	Moderna	J&J
Santa Barbara County Public Health	1400	
Community Health Centers of the Central Coast		1100
Bordofsky, Trautwein, Rubio	100	100
Central Coast Family Care (Okerbloom)		300
Central Coast Family Care (Zubiate)	100	200
Central Coast Family Care (Desai)		100
Central Coast Family Care (Mohammad)		200
Central Coast Family Care (Theis)		100
Central Coast Family Care Office (Zachrich)		100
Cristopher Geiler MD	100	
The MedCenter		200
UnitedAg Health and Wellness		300
SB Neighborhood Clinics		500
<b>Subtotal</b>	<b>1700</b>	<b>3200</b>

**TOTAL: 4,900**



# HRSA Allocation 3/30

Clinic	Pfizer	Moderna	J&J
Carpinteria		300	800
Franklin		100	800
Santa Barbara	4680	300	800
Lompoc		400	800
Santa Maria	5850	300	800
<b>Total</b>	<b>9360</b>	<b>1400</b>	<b>4000</b>

**TOTAL: 14,760**



# Vaccine Distribution: HRSA Clinics

Made possible by Public Health Staff, State Staff, County Staff, and Community Volunteers

Site	Dates	Time	# of Days	Total Doses
Lompoc*	3/28 - 4/3	9:00AM - 6:30PM	7	8,314 given
Santa Maria	4/5 - 4/11	9:00AM - 6:30PM	7	9,150 appts
Santa Barbara	4/12 - 4/17	9:00AM - 6:30PM	6	7,530 appts

\*Second shot Clinic for Lompoc: 4/18 to 4/24

\*Emails with link will be sent week prior





# Vaccine Availability

- Due to large volume of availability, 16+ are now eligible @ Pfizer clinics
  - SBC community clinics
  - Lompoc Valley Medical Center clinics
  - Others – 4/15 or sooner
  - Moderna and J & J clinics: 18+ only
- Vaccines are recommended even if you have had COVID-19
  - Boost in immunity response
  - Protection against variants



# My Turn

- New features to support Local Health Jurisdictions (LHJs)
  - Geofencing
  - LHJ-Level eligibility
  - Coded Clinics
  - Walk-in bulk uploads for appointments
- SBCPHD Clinic on 4/16 will use My Turn for appointments
- Subsequent new clinics for 1st shot or Janssen will be scheduled in My Turn
- Second dose clinics for previous first doses will continue in PrepMod



**STRONGER  
TOGETHER.  
SAFELY APART.**