



# Board of Supervisors The Novel Coronavirus (COVID-19)

May 5, 2020

# Governor's Road Map

## Resilience Roadmap Stages

### STAGE 1: Safety and Preparedness

Making essential workforce environment as safe as possible.

### STAGE 2: Lower Risk Workplaces

Creating opportunities for lower risk sectors to adapt and re-open.

Modified school programs and childcare re-open.

### STAGE 3: Higher Risk Workplaces

Creating opportunities for higher risk sectors to adapt and re-open.

### STAGE 4: End of Stay-At-Home Order

Return to expanded workforce in highest risk workplaces.

Requires  
Therapeutics.



# Move to Stage 2: Lower Risk Workplaces

- CA move into Stage 2 on Friday, May 8
- Move into Stage 2 will be gradual and only include certain industries
- Expanded retail with curbside pickup & associated manufacturing & supply chains
  - Examples: Furniture, bookstores, clothing, florists, sporting goods, toys, shoes
- What is NOT included at this time?
  - Offices (can telework)
  - Seated dining at restaurants
  - Shopping malls



# Accelerated Stage 2: Regional Variation

- Counties can move more quickly through Stage 2, if they attest that they meet the State's readiness criteria
- Counties must create and submit a readiness plan which will be publicly available
- What will be needed for attestation?
  - Readiness Plan
  - Containment Plan



# Governor's Anticipated Readiness Indicators

## Preliminary

### 1. Prevalence of disease

- 14 days of declining prevalence of disease
- Less than 10% of tests are positive

### 2. Testing capacity

- 1 per 1,000 population
- Testing sites within 30 minutes

### 3. Contact tracing

- Ability to do 3 times the daily positives over a 7-day period
- Need plan to support vulnerable populations in isolation
- Isolation and quarantine orders can be issued within 24 hours

### 4. Hospital capacity

- Ability to surge 25% in facility and labor

### 5. Vulnerable population

- Protection in place for SNFs & LT care facilities
- Testing availability



# Governor's Anticipated Containment Indicators

## Preliminary

### 1. Testing:

- Increase to 2/1000;
- Access in 30 minutes
- Community surveillance

### 2. Contact tracing

- Ratio of contact tracers must reflect diversity of general population
- Culturally competent
- Be able to handle a 3-fold increase
- Ability to manage low-income cases

### 3. Vulnerable Populations

- Congregate care
- Homeless shelters
- Corrections

### 4. Acute care surge

- Daily tracking
- Adequate supply of PPEs

### 5. Track workplace exposure

### 6. Regional approach



# SBC Readiness based on Governor's indicators

Prevalence of disease:  
14 days of declining  
prevalence of disease  
less than 10% of tests are  
positive

- Number of active cases steadily declining
- Percent positive: 10%

Testing capacity:  
2 per 1,000 population  
testing sites have to be  
placed  
within 30 minutes

- County ratio 11/1000
- At least 5,023 tested county wide via health care system
- Harvard ratio 152/100,000 or 684 per day; current at least 126/day
- Starting this week additional 390 a day for 60 days – 5 days a week

Contract tracing  
Ability to do 3 times the daily  
positives  
over a 7-day period,  
Support vulnerable populations

- Core disease investigators, contact tracers, monitors teams in place
- Contact tracing establishing and ramping up to meet demand
- County developed curriculum and training program shared regionally
- Additional nurses, investigators, and tracers secured – More coming



# SBC Readiness based on Governor's indicators

Hospital capacity  
ability to surge 25% in facility  
and labor

- Surge capacity in hospitals available - 699 beds
- ACS plan established

Vulnerable population:  
protection in place for SNFs, LT care  
facilities,  
Testing availability

- Unsheltered populations housed in congregate and non congregate settings
- SNF plan in place to monitor and test





# SBC Readiness based on HO Order

- Health Officer Order 2020-8: Essential Businesses Within SBC
  - Guidelines for social distancing
  - Guidelines for operations
  - Guideline for COVID-19 Self-Evaluation (Attachment D)
  - Social Distancing Protocol (Attachment E)
    - Measures to protect employee health
    - Measures to prevent crowds from gathering
    - Measures to keep people at least 6 feet apart
    - Measures to prevent unnecessary contact
    - Measures to increase sanitation



# State sponsored community testing

- State vendor Optumserve will provide 132 test/day X 5 days = 660 tests per site per week
- ~17,160 tests total
- Three sites selected within the given zip codes
  - Santa Maria: Santa Maria Fairpark
  - Lompoc: Anderson Recreation Center
  - Santa Barbara: Earl Warren Showgrounds
- Between all three sites: 7 days/week; all open on Sat & Sun
- 7 am to 7 pm



# State Sponsored Community Testing

- By appointment only:
  - Via phone: 888-634-1123
  - On-line: [lhi.care/covidtesting](https://lhi.care/covidtesting)



# Santa Barbara County COVID-19 By The Numbers

## CASE STATUS



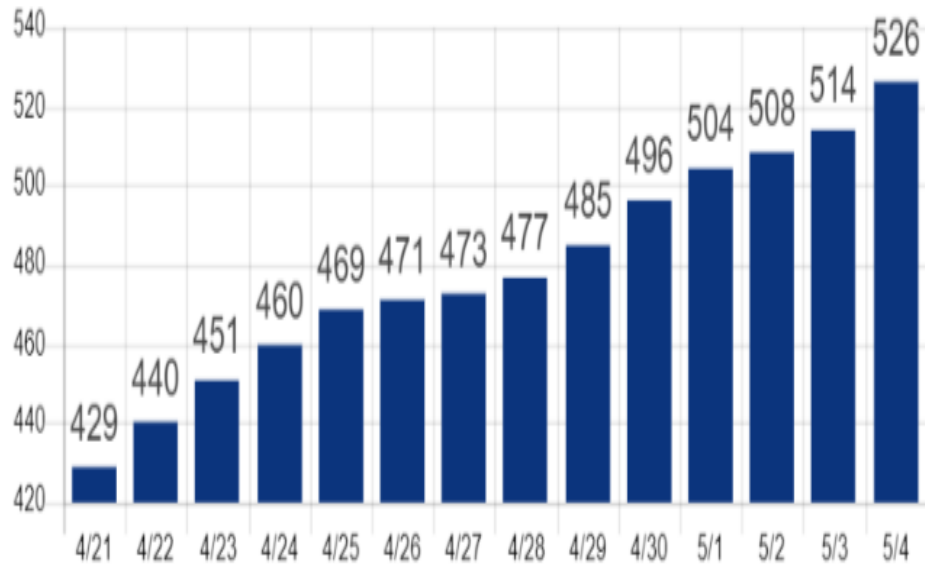
# Total Cases: Status



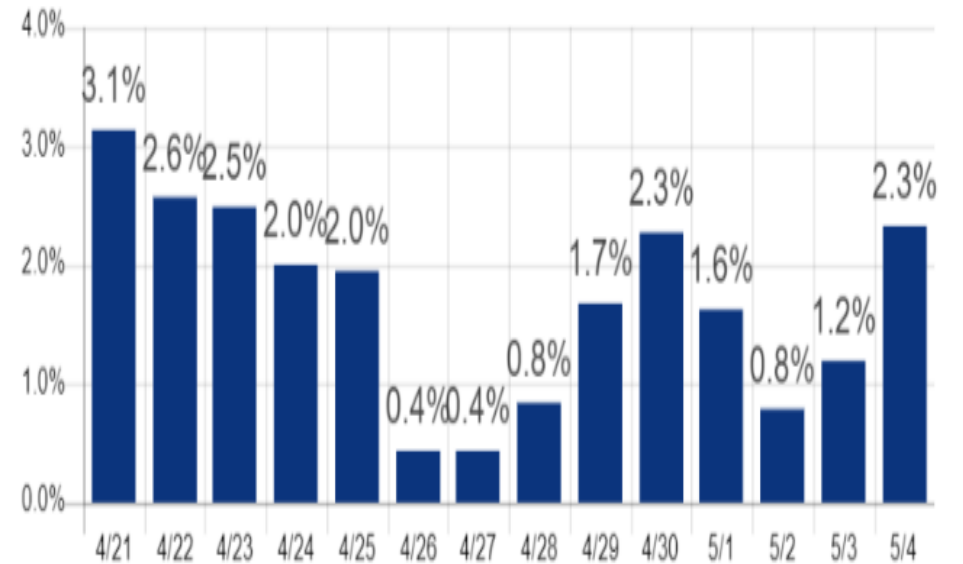
## TOTAL

Cases: **526**  
 New Cases: **12**  
 Daily Change: **2%**  
 WEEK-ON-WEEK:  
 New Cases (#):  
**53**  
 WEEK-ON-WEEK: Change  
 in Total Cases:  
**11%**

## TOTAL CASES



## DAILY CHANGE in TOTAL CASES



# Testing results: Status

| Testing Status     | Total       |
|--------------------|-------------|
| Positive           | 526         |
| Negative           | 4493        |
| Inconclusive       | 4           |
| <b>Total Tests</b> | <b>5023</b> |

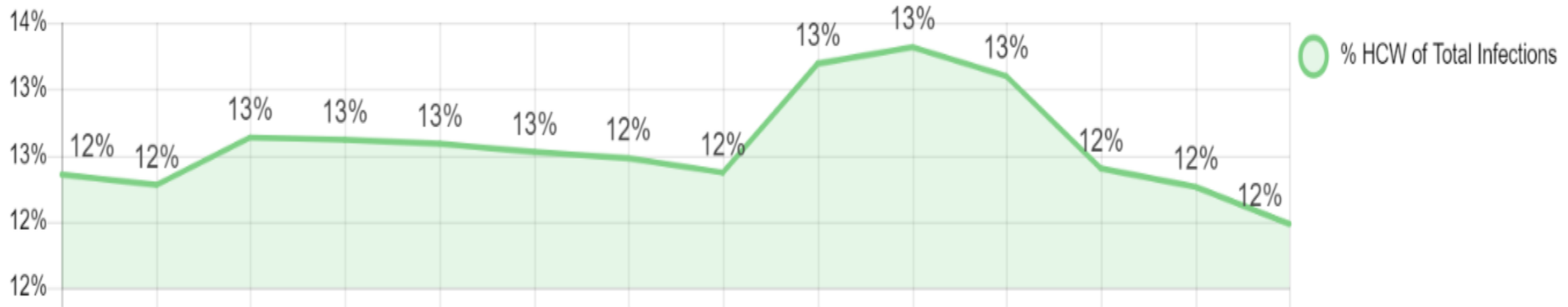
Percent positive: 10



# Health Care Worker infections: Status



Health Care Workers Percent of Positive Tests



# Hospital capacity: Status

## TOTAL BEDS

COVID-19 Treatment Beds  
699

Med/Surg Beds  
569

ICU Beds  
131

## BEDS OCCUPIED

Total Hospitalized  
39

Med/Surg Beds  
26

ICU Beds  
13

## PERCENT OCCUPIED

COVID-19 Treatment Beds  
5.6%

Med/Surg Beds  
4.6%

ICU Beds  
9.9%

## VENTILATORS

Total Ventilators  
154

In Use: 29

In Use: 19%

In Use for COVID-19: 7

In Use for COVID-19: 5%





# Contact tracing : Status

- 100% of positive cases in congregate settings or essential workplace were investigated, contract traced, and served isolation & quarantine orders within 24 hours.

## KNOWN OUTBREAKS

# Outbreaks at Congregate Settings: 6

# Cases at Congregate Settings: 152



# PPE: Status



- Per hospitals to CDPH:  $\geq 15$  day supply



# Data Trends – Status at a glance

Total Cases



Testing Results



HCW Infections



Hospital Capacity



Hospitalization Rate



ICU Rate



Contact Tracing



PPE



# Stakeholder Objectives This Week

- Medical panel provided draft framework and sector standards to stakeholder groups for feedback (Monday)
- Stakeholder groups hold informal roundtable discussions to compile input and feedback (Tuesday – Thursday)
- Medical panel receives stakeholder feedback and considers for inclusion of draft Standards and Guidelines for Sectors (Friday/Saturday)

# Public Comment and Presentation – Week 3

- Draft Standards and Guidelines for Sectors reviewed by medical panel and feedback from Stakeholders incorporated
- Framework and Draft Standards and Guidelines published on ReadySBC.org with feedback form available for on-line submittal
- Public Health Department makes presentation of the framework to Board of Supervisors and receives public comment

# Coordinated Response -Access to information



➤ [Website: www.publichealthsbc.org](http://www.publichealthsbc.org)

Community Call Center: **833.688.5551**

Community Wellness Call Center  
emotional support: **888.868.1649**

**211**

CDC [www.cdc.gov](http://www.cdc.gov)

CDPH [www.cdph.gov](http://www.cdph.gov)

Questions?

**STRONGER  
TOGETHER.  
SAFELY APART.**