



# Board of Supervisors The Novel Coronavirus (COVID-19)

May 12, 2020

# Enforcement Issues

- Sheriff
- DA



# Governor's Road Map

## Resilience Roadmap Stages

### STAGE 1: Safety and Preparedness

Making essential workforce environment as safe as possible.

### STAGE 2: Lower Risk Workplaces

Creating opportunities for lower risk sectors to adapt and re-open.

Modified school programs and childcare re-open.

### STAGE 3: Higher Risk Workplaces

Creating opportunities for higher risk sectors to adapt and re-open.

### STAGE 4: End of Stay-At-Home Order

Return to expanded workforce in highest risk workplaces.

Requires  
Therapeutics.



# Governor's Road Map

## Stage 2: Lower Risk Workplaces

**Gradually opening some lower risk workplaces with ADAPTATIONS:**

- Retail (e.g. curbside pickup)
- Manufacturing
- Offices (when telework not possible)
- Opening more public spaces

### **Expanded Workforce Safety Net:**

- Wage replacement so workers can stay home when sick



# Stage 2: Re-opening of lower-risk workplaces

- **Guidelines for reopening as of May 8**
- **Phase 2 Initial businesses opened with modifications**
  - Curbside retail such as clothing, bookstore, sporting good stores, toy stores, shoes stores, home and furnishing stores, antique stores, music stores, florists, etc.
  - Associated manufacturing and supply chains
  - Physical distancing and worker/customer protections will be needed



# Stage 2: Re-opening of lower-risk workplaces

## ➤ What can be open later in Phase 2:

- Destination retail, including shopping malls and swap meets
- Personal services, limited to: car washes & tanning facilities
- Office based businesses (telework still strongly encouraged)
- Dine-in restaurants (other facility amenities, like bars or gaming areas, are not permitted)
- School and childcare facilities
- Outdoor museums and open gallery spaces



# Stage 2: Re-opening of lower-risk workplaces

## ➤ Variance to Stage 2

- Counties can move more quickly through the Initial Stage 2, if they attest that they meet State's readiness criteria
- Counties must still stay in Stage 2; cannot advance into Stage 3 until Governor moves State into Stage 3
- Counties begin the process with phone consultation with CDPH
- Counties submit a readiness plan attesting to meeting stated readiness criteria
- Readiness plans will be posted publicly on CDPH's website





# Local Variance Criteria

## ➤ Epidemiologic Stability

- No more than 1 case per 10,000 residents for the past 14 days
- No COVID-19 death in the past 14 days

## ➤ Protection of Stage One Essential Workers Status

- Clear guidance for employers and essential critical infrastructure workplaces to protect essential workers
- Availability of disinfectant supplies and protective gear

## ➤ Testing Capacity

- Minimum daily testing of 1.5 per 1,000 residents

## ➤ Containment Capacity

- At least 15 contact tracers per 100,000 residents
- Ability to temporarily house at least 15% of county residents experiencing homelessness





# Local Variance Criteria, cont.

## ➤ Hospital Capacity

- County or Regional capacity to accommodate a minimum surge of 35%
- Hospital facilities must have a robust plan to protect hospital workforce

## ➤ Vulnerable Populations

- Skilled nursing facilities must have more than 14 day supply of PPE on hand for staff with ongoing procurement from non-state supply chains

## ➤ Sectors and Timelines

- Which sectors and spaces will be opened, in what sequence, and what timeline

## ➤ Triggers for Adjusting Modifications

- Metrics that serve as triggers for either slowing the pace through Stage 2, or tightening modifications



# Santa Barbara County Status

State Regional Variance Criteria	Santa Barbara County Status
Epidemiological Stability	Not Achieved
Testing Capacity	Achieved
Protection of Essential Workers	Achieved
Containment Capacity	In Progress
Hospital Capacity	Achieved
Vulnerable Populations	Achieved
Triggers for Adjusting Modifications	In Development

Governor's Modified Metrics Provided as of May 8, 2020



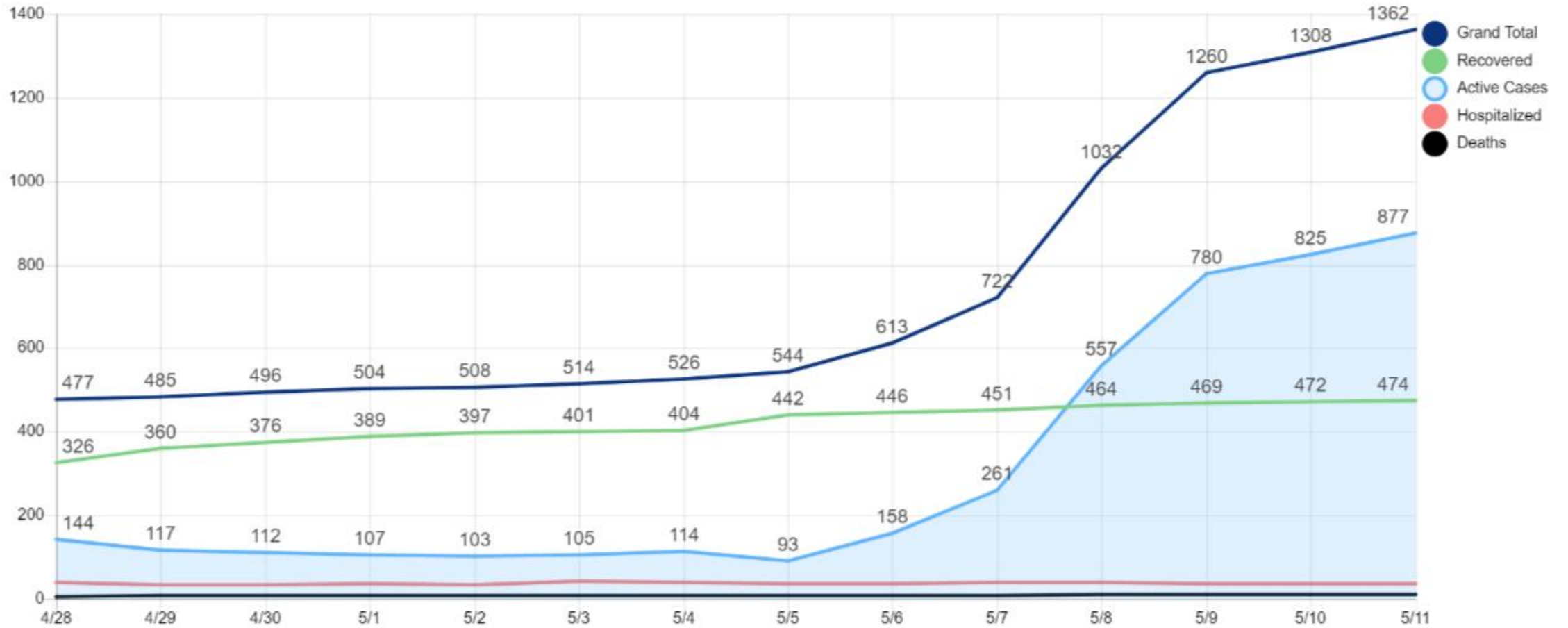
# State Sponsored Community Testing STATUS

- Collected over 1600 specimens collected as of Monday evening
- Received 191 results so far... 4 positives in-county
- Results are available 5 to 7 days from date of collection
- More resource intensive than anticipated
- Santa Maria: Wed to Sun
- Lompoc: Fri to Tue
- Santa Barbara: Thurs to Mon
- We are now able to block appointments for key groups, based on Public Health requests.
  - All other appointments are first come first serve for now



# Santa Barbara County COVID-19 By The Numbers

## CASE STATUS



# Santa Barbara County COVID-19 By The Numbers

## CITY TOTALS

South County Unincorporated:  
Montecito, Carp: **23**

Santa Barbara: **67**

Goleta: **10**

Isla Vista: **1**

South County Unincorporated:  
North of Goleta: **15**

Santa Ynez: **7**

Lompoc: **91**

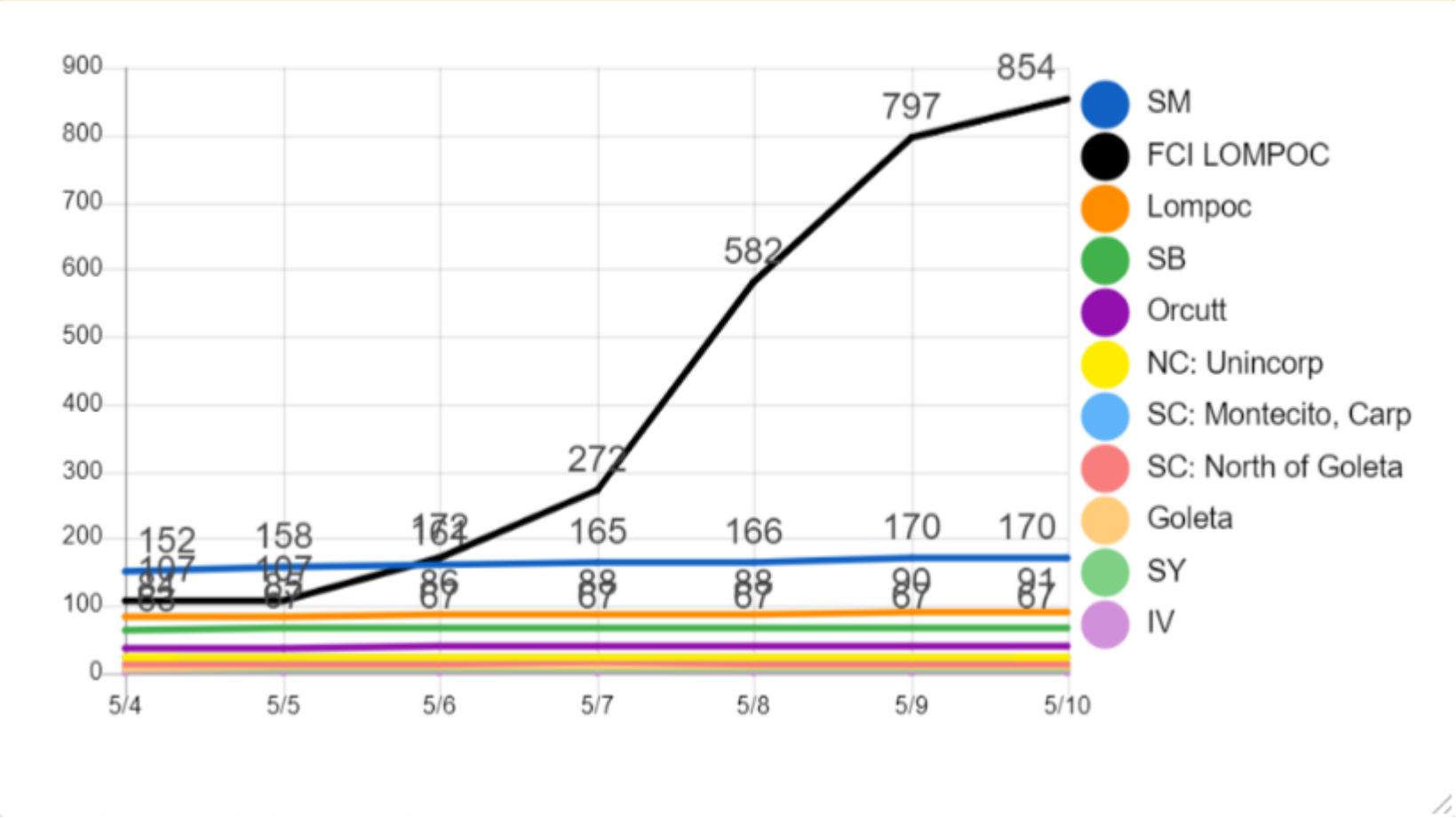
Santa Maria: **170**

Orcutt: **39**

North County Unincorp.: **25**

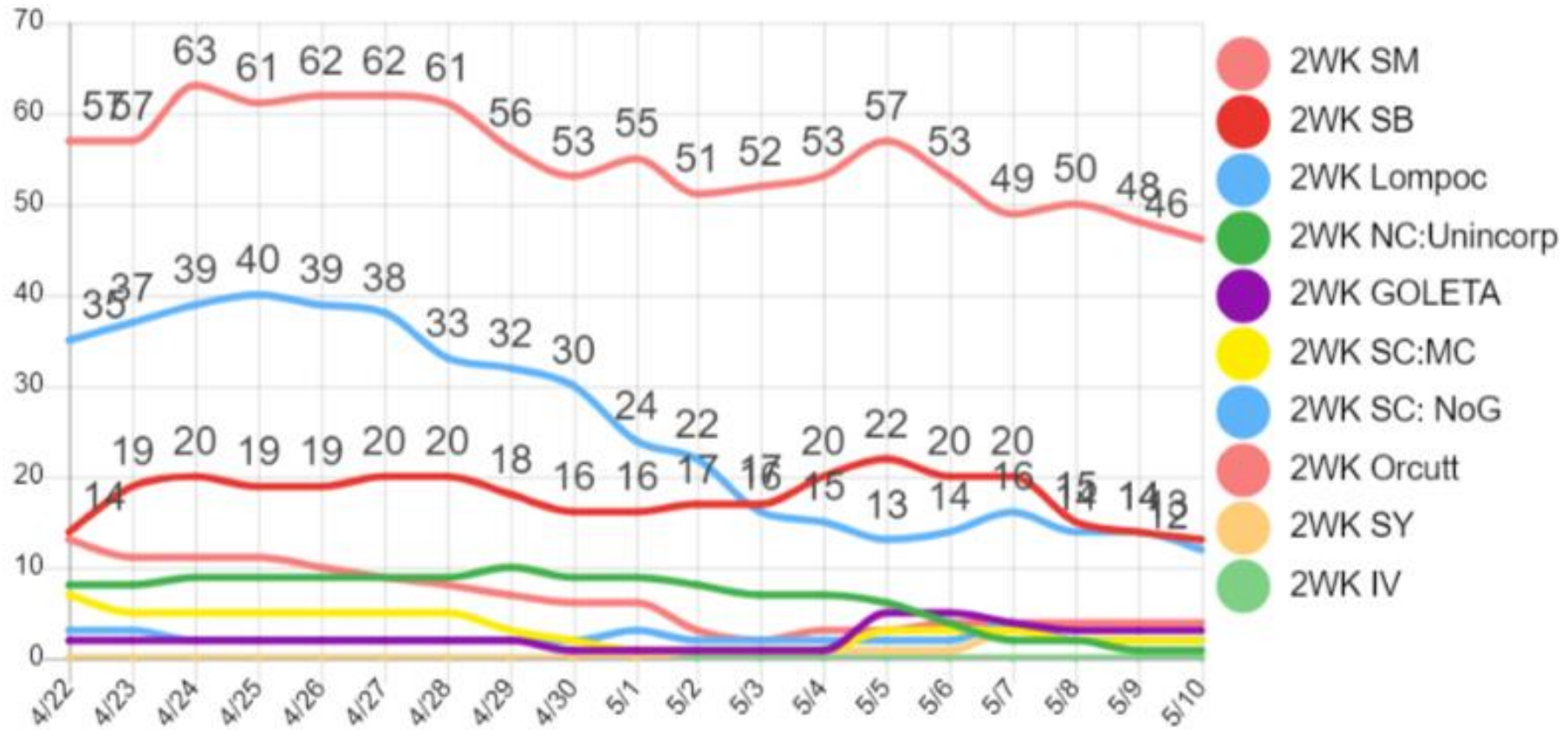
FCI LOMPOC: **854**

## CITY TOTALS



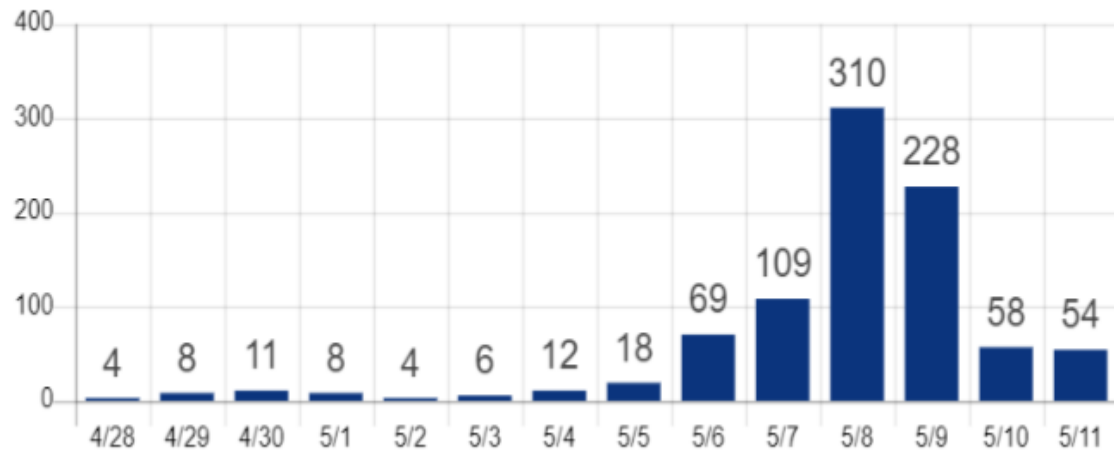
# Santa Barbara County COVID-19 By The Numbers

## NEW CASES IN PAST 2 WEEKS: City-by-City

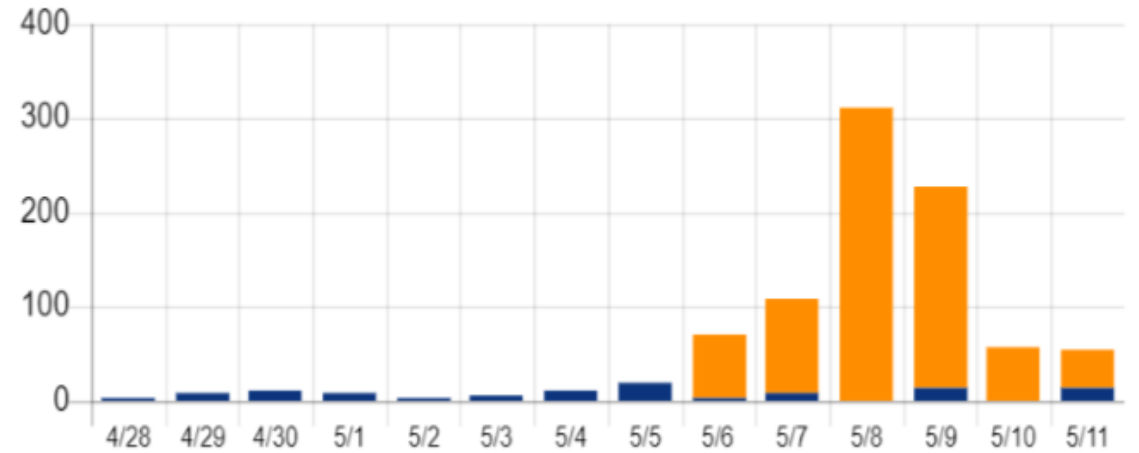


# Santa Barbara County COVID-19 By The Numbers

DAILY: New Cases



DAILY: New Cases (Community vs. Inmates)

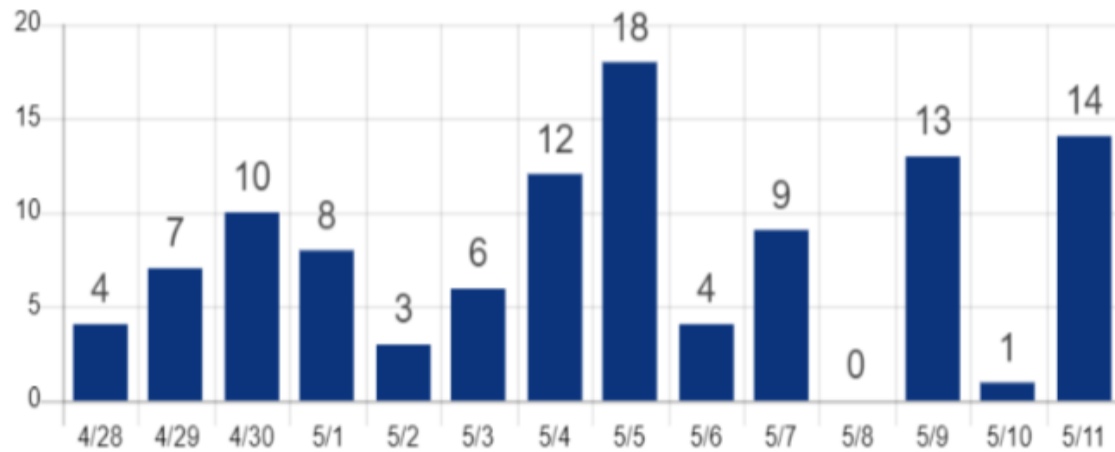


● New Cases (COMMUNITY) ● New Cases (INMATES)

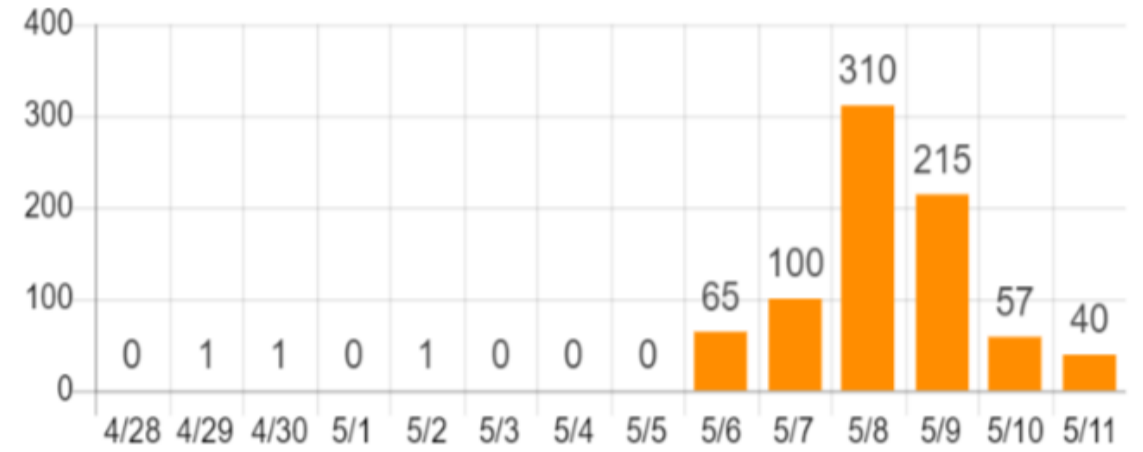


# Santa Barbara County COVID-19 By The Numbers

DAILY: New Cases (COMMUNITY ONLY)



DAILY: New Cases (INMATES ONLY)



# Santa Barbara County COVID-19 By The Numbers

## LEVEL OF MEDICAL CARE

# Hospitalized: **37**

# Med/Surg Beds: **27**

# ICU: **10**

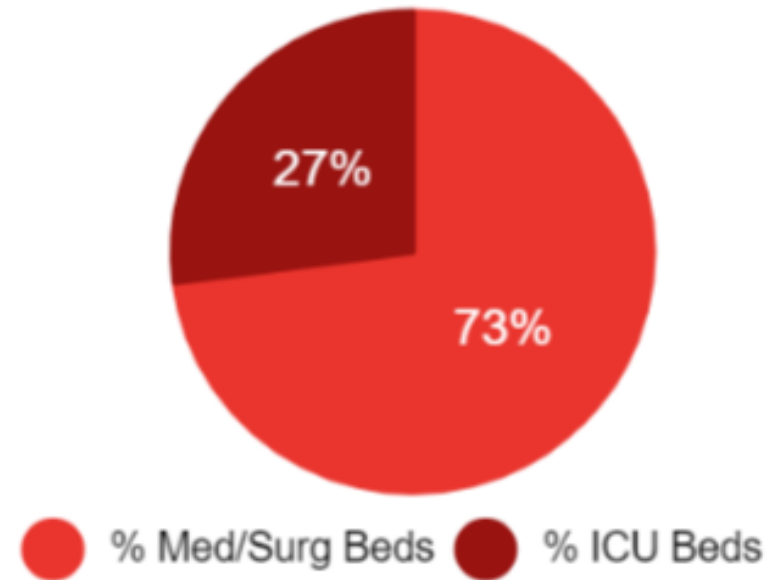
# Ventilators: **32**

## HOSPITALIZATION RATES

Current  
Hospitalization  
Rate:  
**4.2%**

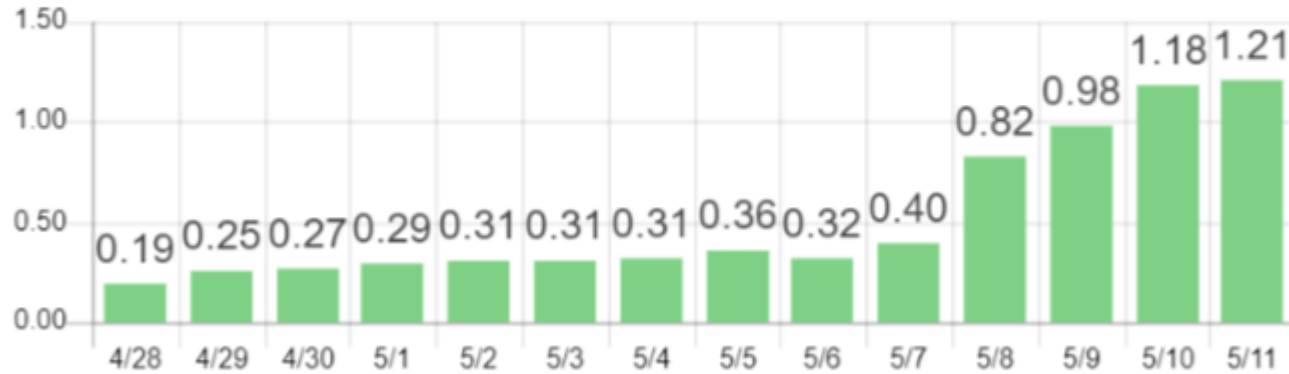
Current  
ICU  
Rate:  
**1.1%**

## PERCENTAGE in MED/SURG vs. ICU

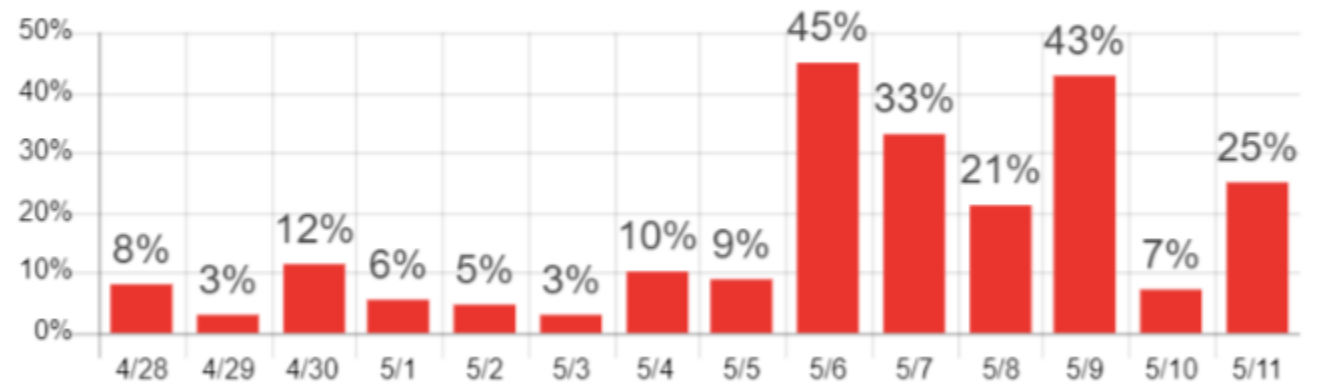


# Santa Barbara County COVID-19 By The Numbers

## TESTS PER 1000 RESIDENTS (TODAY)



## % TESTS POSITIVE (TODAY)



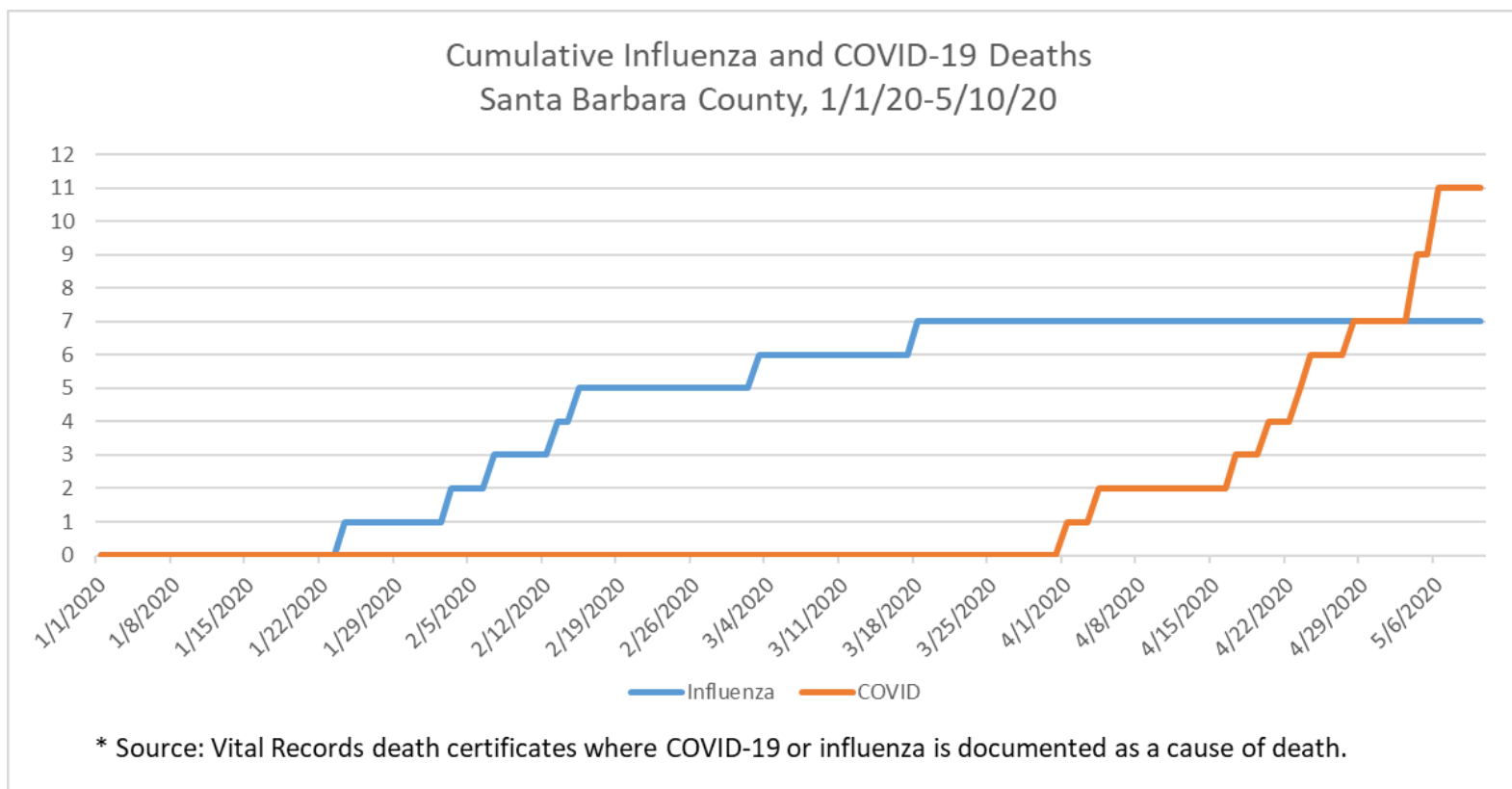
# Takeaway regarding data

- 790 new inmate cases account for ~88% of total new cases
- Reaching capacity of daily testing volume to test 1.5 per 1,000
- Hospital capacity to absorb surge



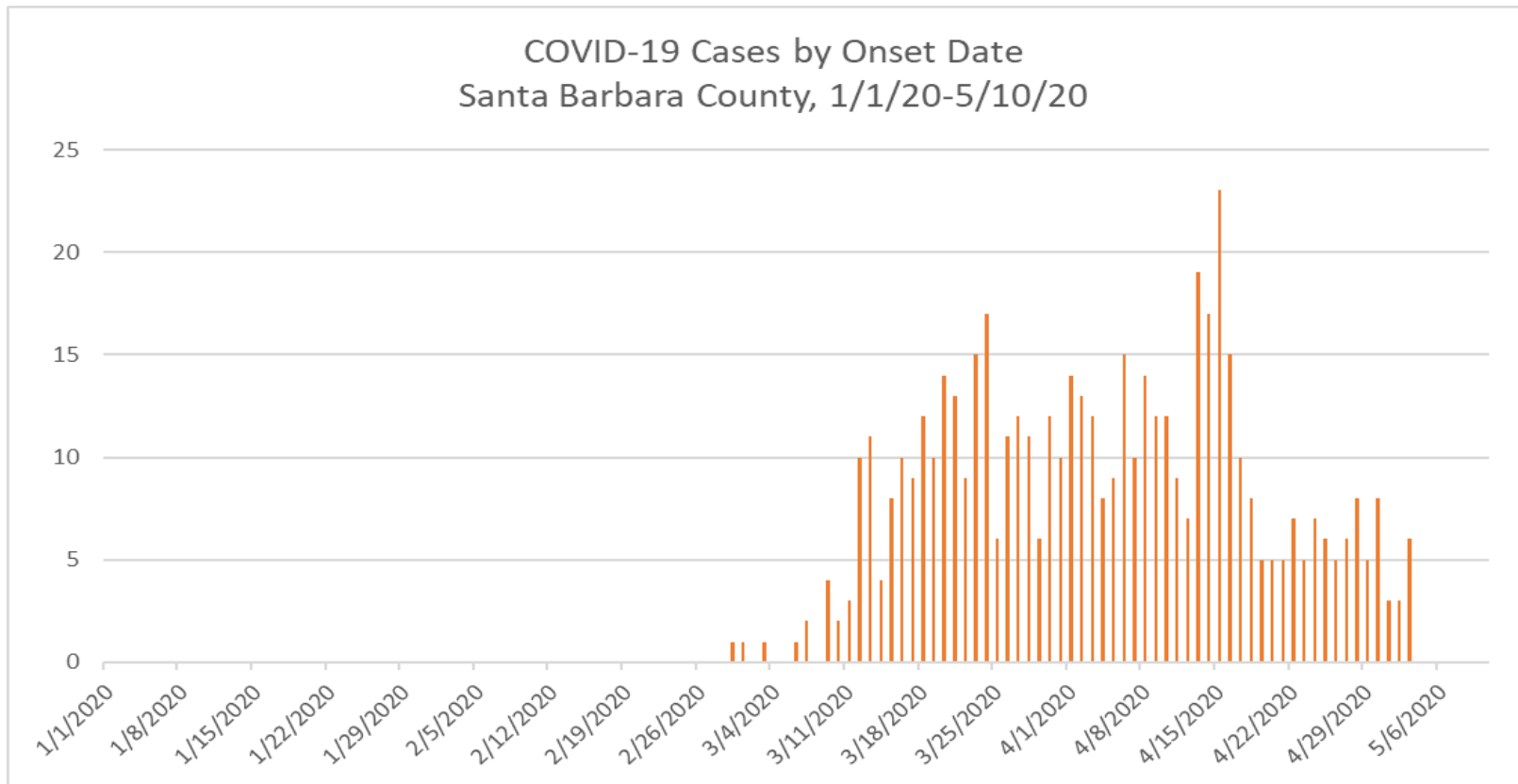
# Questions regarding Influenza & COVID-19

Q: I would like for PHD to produce a graph depicting the number of deaths by COVID-19 on one line and another line depicting deaths by the regular flu(s) including all strains colloquially or commonly referred to as "flu" Please plot data points for each death beginning January 1 to as close to present as data allows.



# Questions regarding Influenza & COVID-19

Q: Please plot one line depicting the gross cases of "diagnosed" regular flu(s) including all strains colloquially or commonly referred to as "flu". Please plot another line depicting the number of gross cases of diagnosed COVID-19. Please use the time period January 1, 2020 to as close to present as data allows.

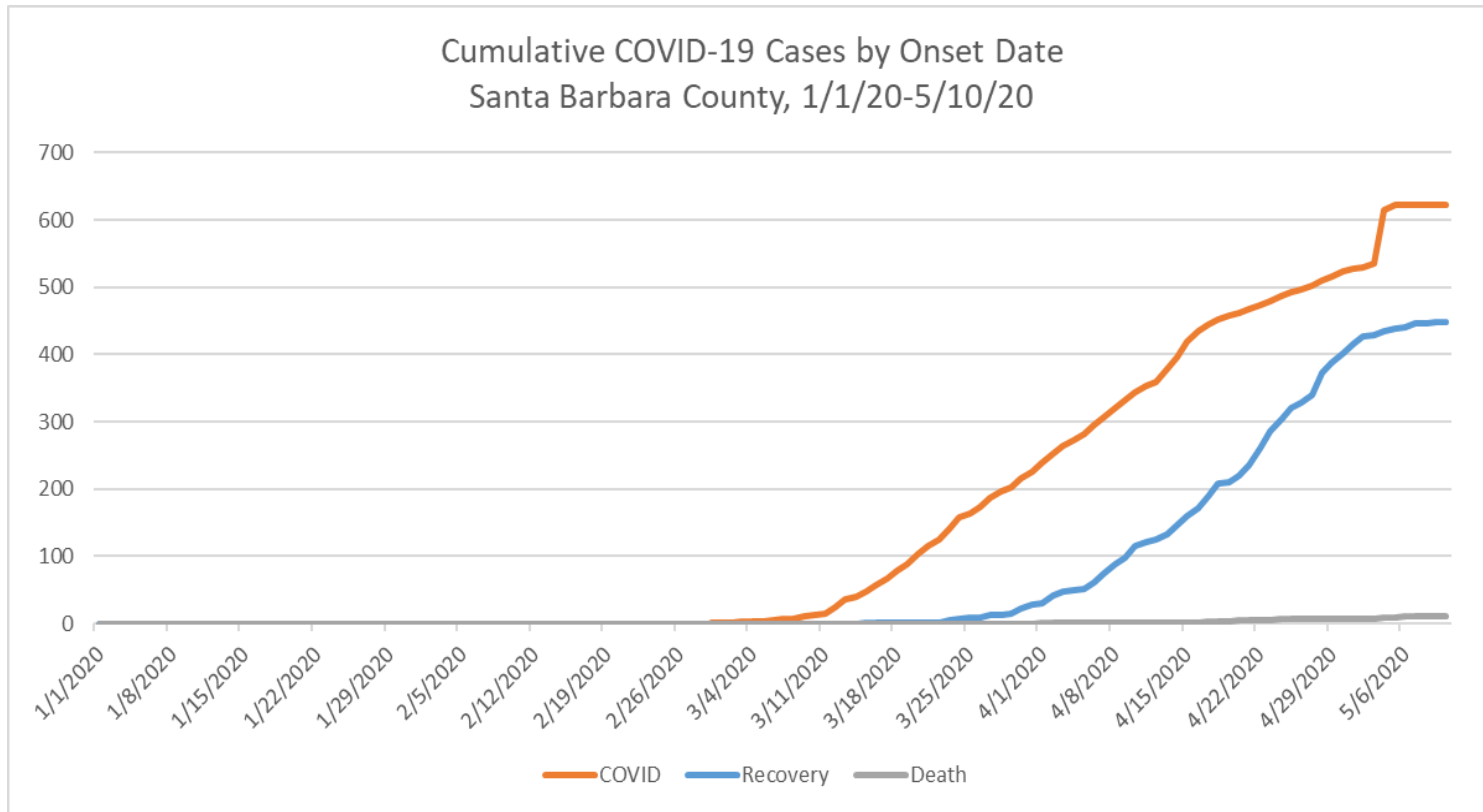


Cases of flu diagnosis are not available. This data is not reported and therefore does not exist for Santa Barbara County. We have plotted COVID-19 cases by onset date, as reported to the Public Health Department.



# Questions regarding Influenza & COVID-19

Q: Please plot a line for each of the following: A) Total Recovered cases with regular flu (as defined above) and B) Total Recovered Cases with COVID-19. Please use the time period January 1, 2020 to as close to present as data allows.



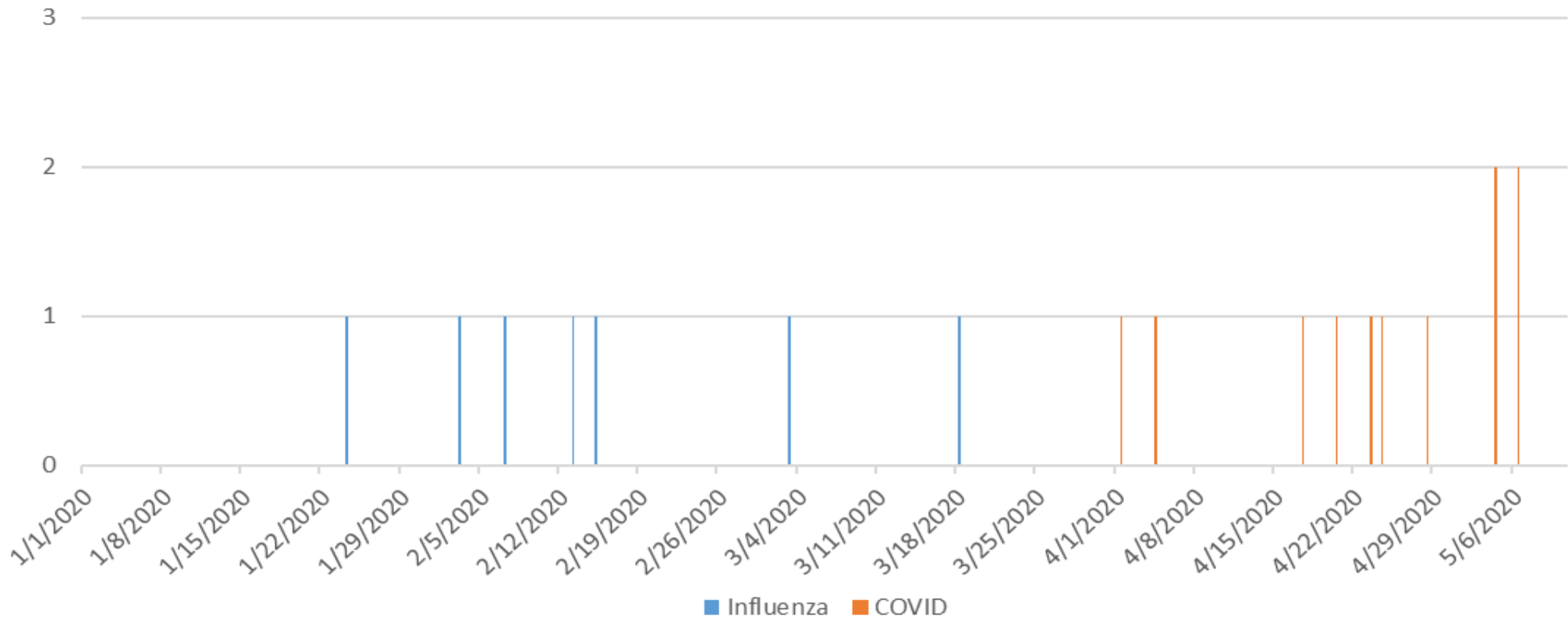
Total Recovered Cases with regular flu is not available as described above. PHD is providing total cases of COVID with number recovered and dead.





# Questions regarding Influenza & COVID-19

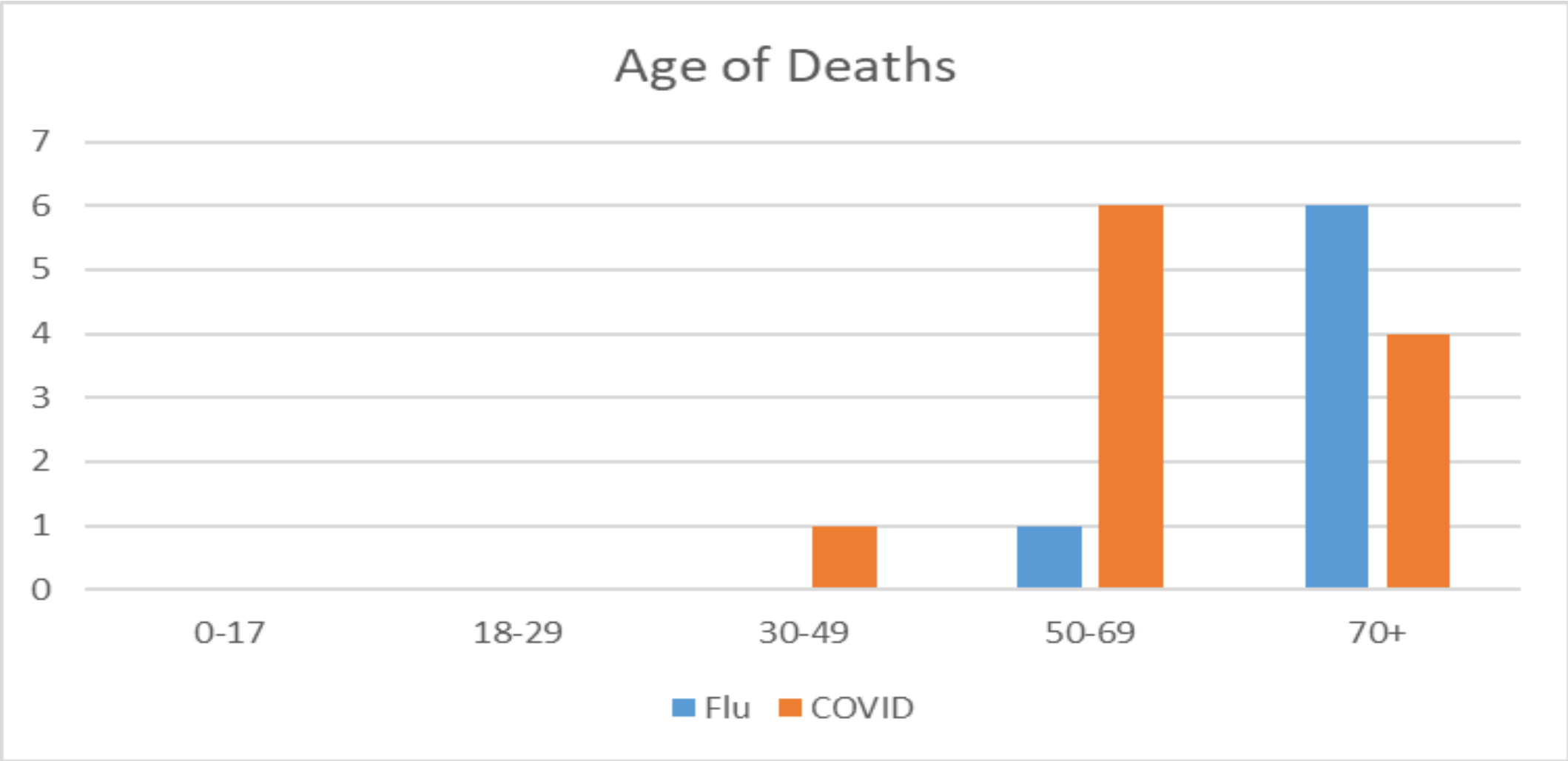
Influenza and COVID-19 Deaths  
Santa Barbara County, 1/1/20-5/10/20



\* Source: Vital Records death certificates where COVID-19 or influenza is documented as a cause of death.



# Questions regarding Influenza & COVID-19



# Takeaways regarding Influenza & COVID-19

## INFLUENZA

- Not a test confirmed diagnosis
- 7 deaths in 3 months
- R0- reproduction number 1.2-1.4
- Fatality rate 0.01%
- Wide spread immunity in population
- Vaccine and medications available

## COVID-19

- 11 test confirmed deaths in 1 month
- R0- reproduction number 2.5
- Fatality rate 5.7% in USA
- No immunity in population
- No vaccine
- No medications other than experimental convalescent serum



# Behavioral Wellness Data/Findings

- Decrease in daytime Access Line call volume
- Recent increase in information requests for MH & SUD treatment services
- Decrease in SUD treatment screenings and referrals
- Increase in the number of deaths by suicide in the month of April
- Increase in referrals for mental health screening from the Child Welfare System, seen in March and April
- High demand for PHF beds from criminal justice system referrals
- Community Wellness Team
  - Resource and Referral Line active
  - Services available virtually and countywide in English and Spanish
  - Range from linkage to individual counseling to online support groups



# ACCESS Line– 2020 Incoming calls

	January	February	March	April
<b>Mental Health</b>	392	377	336	316
<b>Substance Use</b>	692	583	541	264
<b>INFO Only</b>	174	147	135	128
<b>TOTAL</b>	1,258	1,107	1,012	708

DATA pulled from our GNAV software and represent TOTAL Calls coming into the Access Line from 8am-5pm Monday through Friday.

This represents clients selection request from our phone tree options:

- Mental Health Services
- Substance Use Disorder Services
- Information Only



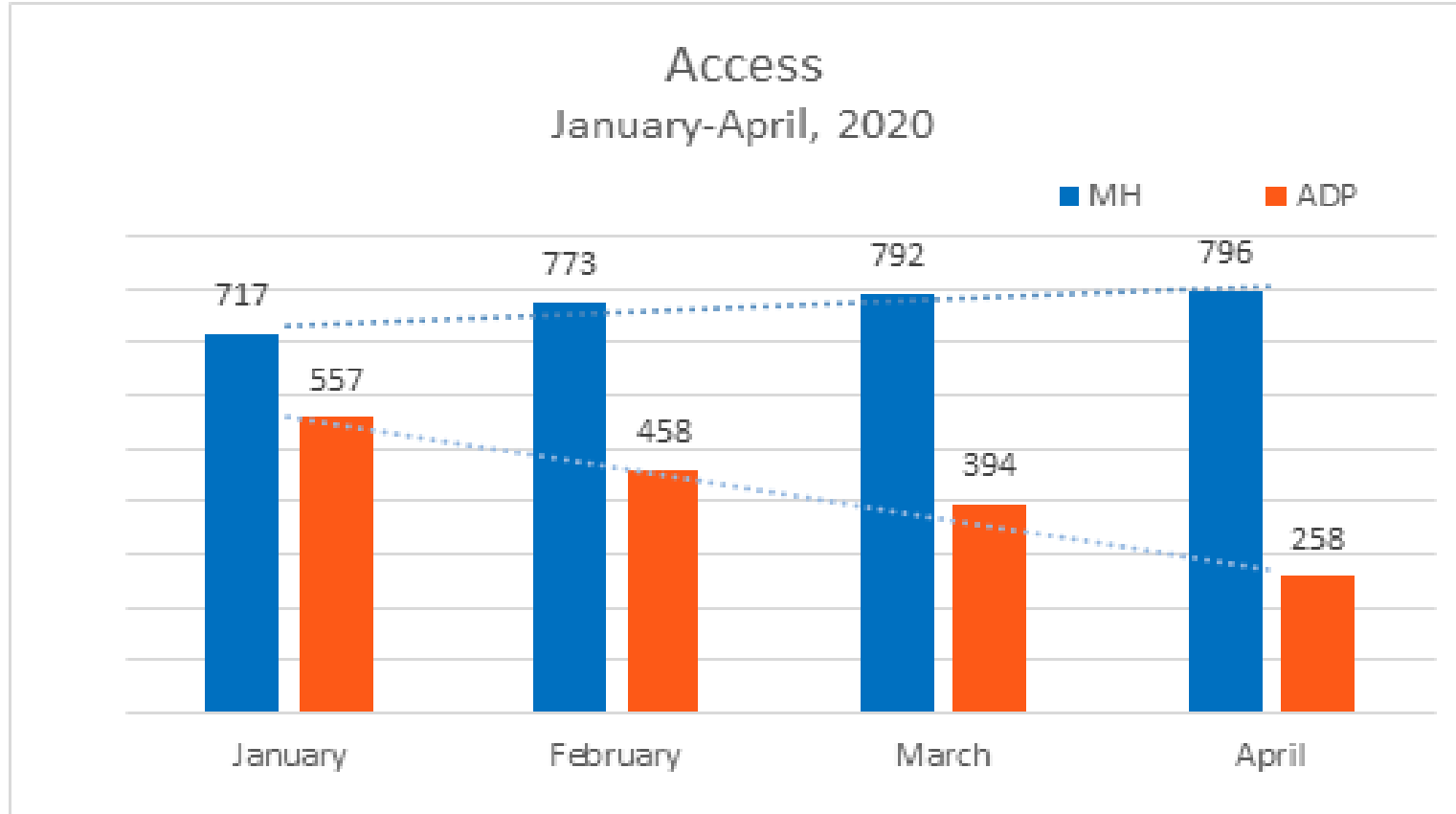
# ACCESS Screening & Referrals

<u>Access, 2020</u>				
	January	February	March	April
<b>Mental Health</b>				
<b>Routine</b>	183 26%	203 26%	189 24%	118 15%
<b>Urgent</b>	50 7%	59 8%	75 9%	46 6%
<b>Crisis</b>	162 23%	147 19%	173 22%	116 15%
<b>INFO Only</b>	322 45%	364 47%	355 45%	516 65%
<b>TOTAL</b>	717	773	792	796

	January	February	March	April
<b>DMC-ODS</b>				
<b>Routine</b>	250 45%	229 50%	151 38%	70 27%
<b>Urgent</b>	1 0%	3 1%	5 1%	6 2%
<b>Crisis</b>	0 0%	0 0%	1 0%	1 0%
<b>INFO Only</b>	306 55%	226 49%	237 60%	181 70%
<b>TOTAL</b>	557	458	394	258
<b>Grand Total</b>	1274	1231	1186	1054

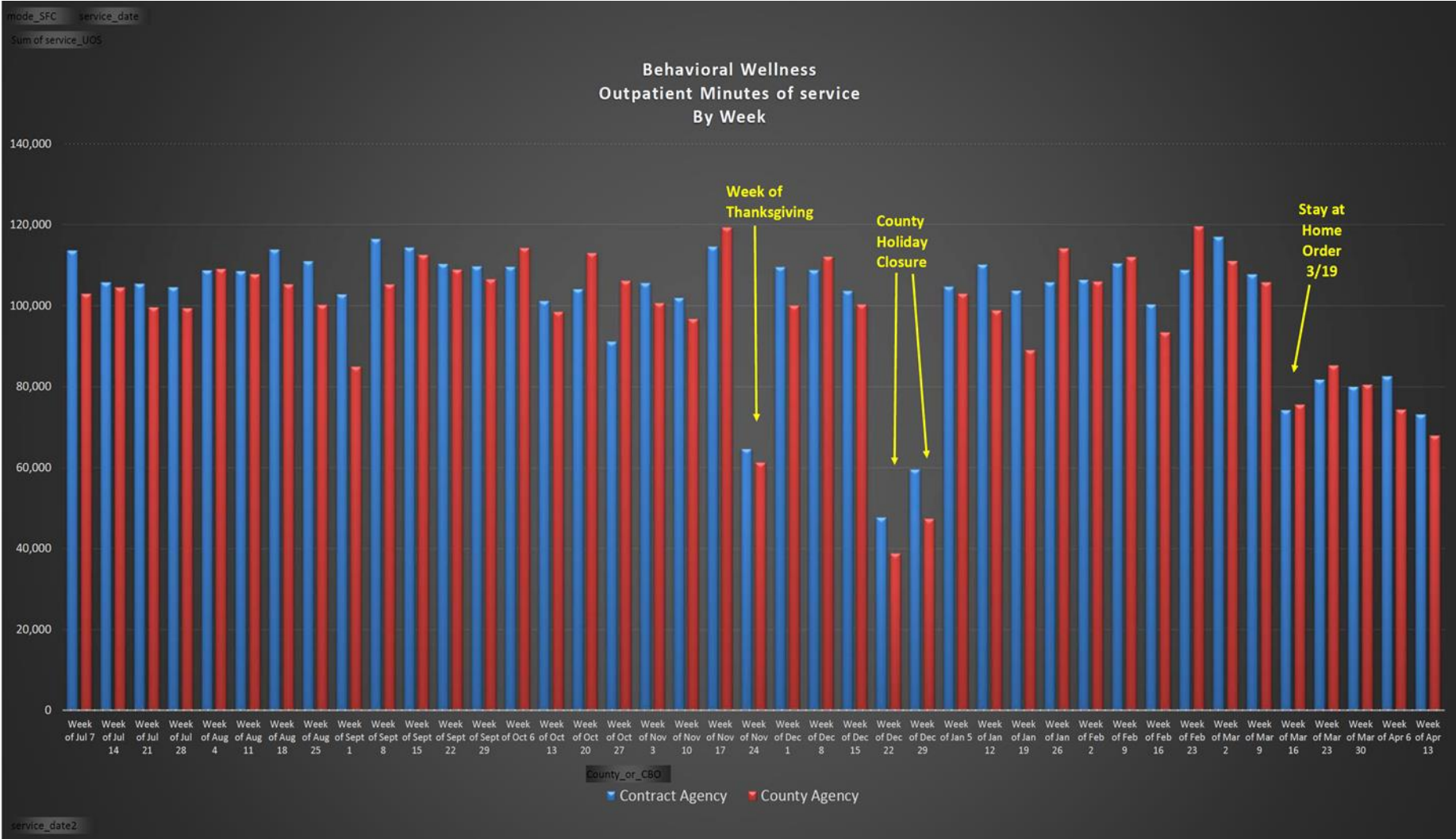
Monthly numbers of actual Screening and Referral Access templates documented in our Electronic Health Record (Clinicians Gateway) categorized by clinicians as being Routine, Urgent, Crisis, or Information Only

# Be Well : Change in MH & SUD ACCESS Screening/Referrals 1/20-4/20

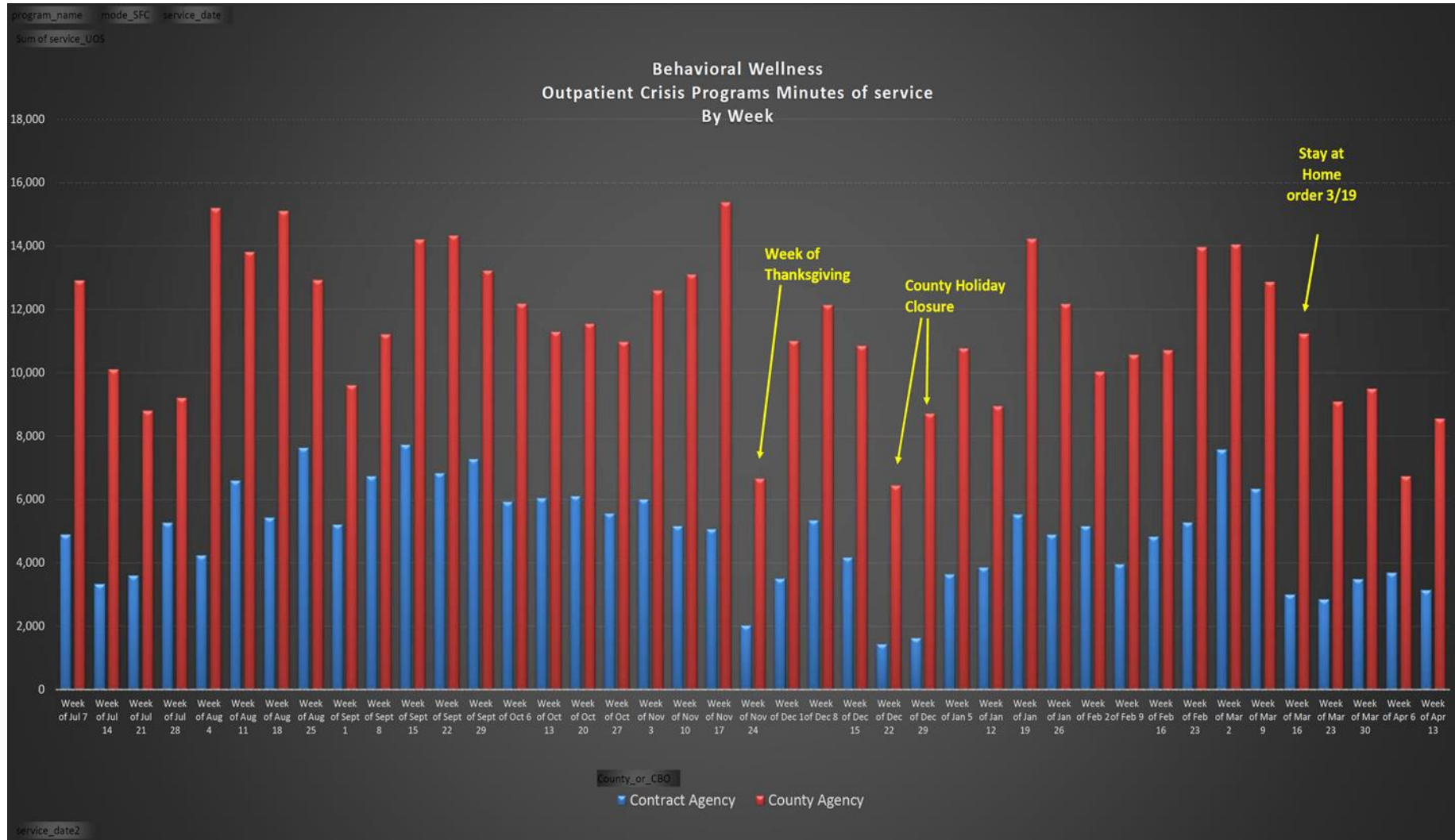




# Be Well -Mental Health Outpatient Services



# Be Well - Mental Health Crisis Services

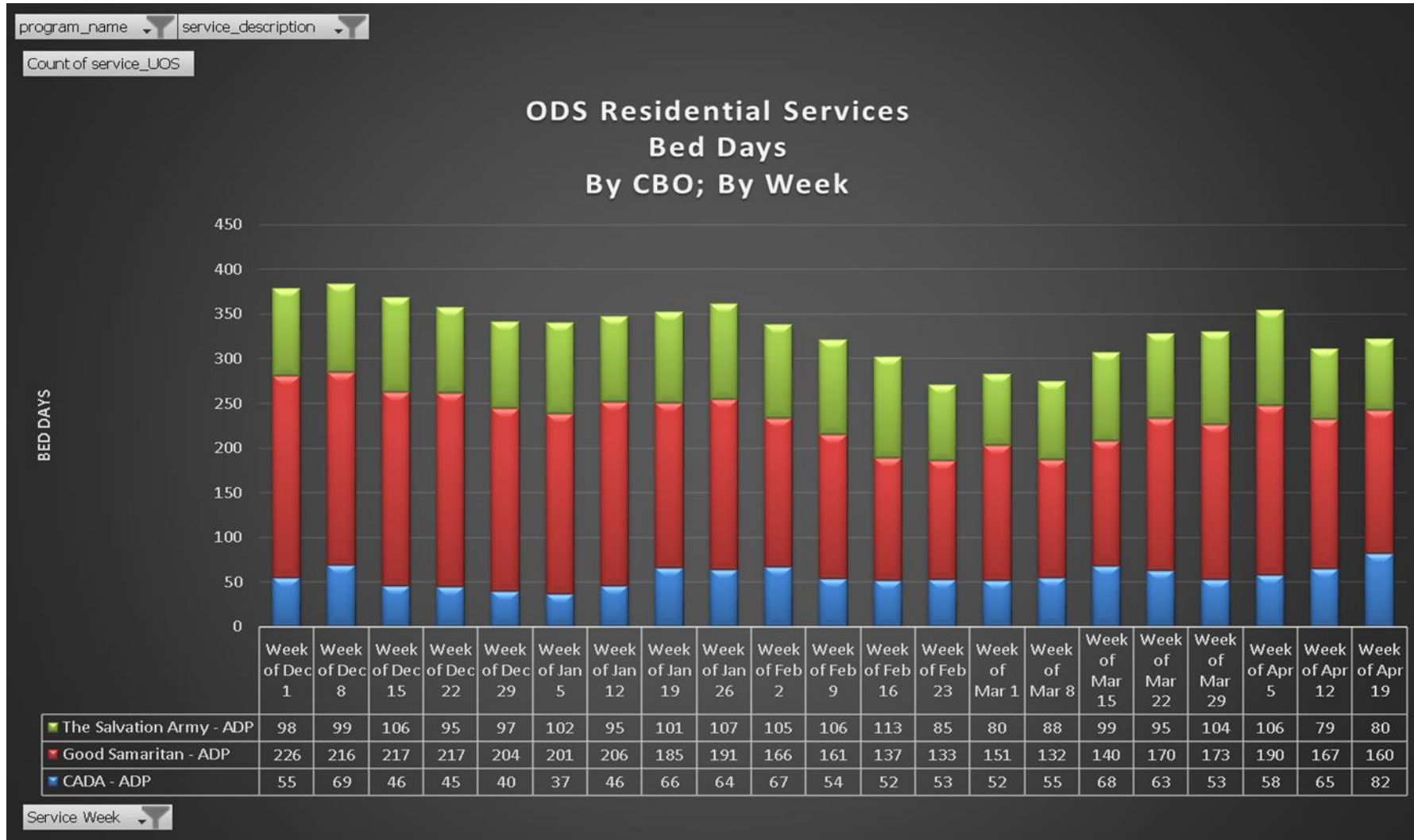


# Be Well - Substance Use Treatment

- All outpatient SUD treatment providers transitioned to telehealth
- 2 outpatient providers continue limited face to face with telehealth
- Consistent DMC billing (24-30K minutes/week from 2/23-4/19)
- Difficulty maintaining engagement with complex/co-occurring clients
- No significant decrease in Opioid treatment program dosing services
- @(750) OTP clients; roughly half receiving take-home doses
- Decreased OTP counseling (17K-13K minutes/week from 2/23-4/19)
- Increase in Residential treatment admissions (33 February- 48 April)

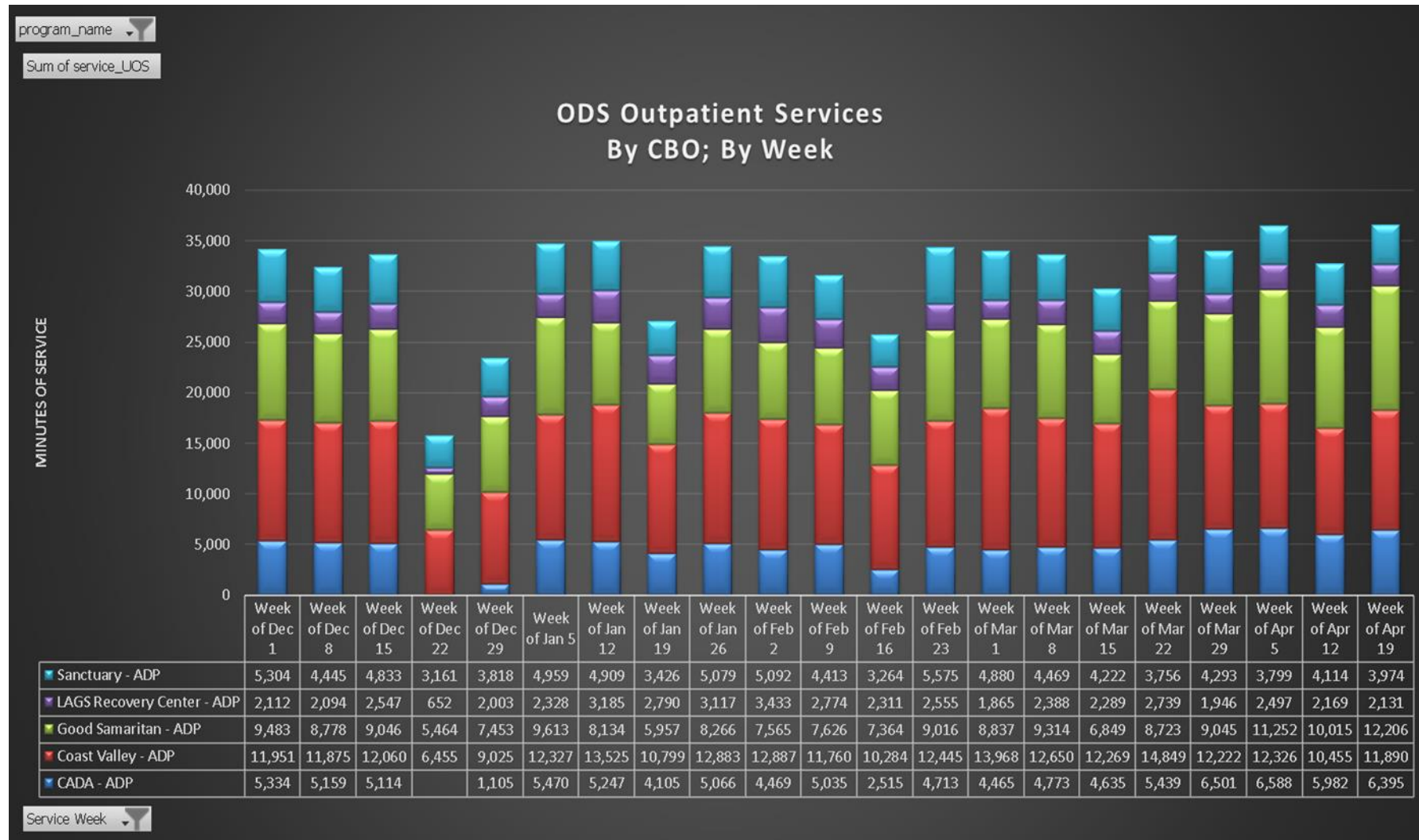


# Be Well - ODS Residential





# Be Well - ODS Outpatient



# Behavioral Wellness Continued Operations

- BW active participation in Town Halls and Press Conferences
- 24/7 Access Line for crisis and routine referrals for MH/SUD treatment, fully staffed and operational
- Outpatient clinics & CBO services open for new admissions & ongoing care using social distancing and telehealth
- Psychiatric Health Facility, Crisis Stabilization Unit, Crisis Services, Co-Response teams & Sobering Center open
- BW COVID Resource: <https://www.countyofsb.org/behavioral-wellness/asset.c/5693>
- Help@hand Guide to Wellbeing Apps available for quick support





Painted Brain supported in the development of this brochure. It will be reviewed on a biannual basis. For App suggestions: [helpathand@sbctwell.org](mailto:helpathand@sbctwell.org)

If you're having thoughts of suicide or are in crisis, contact the

**LIFELINE**

**(800) 273-8255**  
or Dial 911

**Disclaimers:** This pamphlet is designed for informational use only and the referenced apps should not be used as a substitute for professional advice and information from therapists, physicians, and/or financial advisors. The pamphlet is a resource to assist with locating apps that you may find to be helpful in your daily life. Some apps in this guide may have associated charges and in-app purchasing available. We do not endorse any in-app purchases. **USE OF THESE APPLICATIONS IS AT THE USER'S SOLE DISCRETION AND HIS/HER SOLE RESPONSIBILITY.**

Use of the logos of the apps does not imply any affiliation with, or endorsement of, products, other organizations, or initiatives.



**24-Hour Toll-Free Access Line**

**(888) 868-1649**

for assistance in locating a service provider

Use your Phone Camera to scan QR Code Below



Learn more about Santa Barbara County's Mental Health, Alcohol & Substance Use Information, Referrals & Crisis Support by visiting our website at: <https://co.santa-barbara.ca.us/apps>



SANTA BARBARA COUNTY  
DEPARTMENT OF  
**Behavioral Wellness**  
A System of Care and Recovery

**GUIDE TO WELLBEING APPS**





# Reopening In Safe Environment (RISE) Guide

- Formal Name for Framework Guide - RISE
- Informal Roundtable Discussion Update
- State and Local Guidance for Industry Sectors
- Expert Panel Progress on Framework Guide
- Presentation to Board May 19, 2020



# Coordinated Response -Access to information

Santa Barbara County  
**PUBLIC Health**  
DEPARTMENT

ABOUT PREVENTION ▼ FAQs HEALTHCARE PROFESSIONALS NEWS RESOURCES

Enter keyword SEARCH

CORONAVIRUS DISEASE 2019  
(COVID-19)

**PUBLIC  
INFORMATION  
PORTAL**

BREAKING NEWS DAILY STATUS REPORTS PROVIDER ALERTS

➤ [Website: www.publichealthsbc.org](http://www.publichealthsbc.org)

Community Wellness Call Center  
emotional support # **888.868.1649**

**211**

CDC [www.cdc.gov](http://www.cdc.gov)

CDPH [www.cdph.gov](http://www.cdph.gov)



## Recommendations:

It is recommended that the Board of Supervisors:

- a) Receive and file report on Coronavirus (COVID-19) and Santa Barbara County's response and operations;
- b) Send a letter to Governor Newsom and the California Department of Public Health regarding variance readiness criteria and requesting exclusion of cases from the federal prison complex in Lompoc;
- c) Provide direction as appropriate;
- d) Determine that the above actions are not a project under CEQA