



Board of Supervisors The Novel Coronavirus (COVID-19)

May 4, 2021

Briefing Topics

- Blueprint Metrics
- Vaccination Efforts
- New COVID-19 Quarterly Report



ANTICIPATED CDPH Monitoring Status: 5/4/21

Santa Barbara County metrics

4.6

Adjusted case rate for tier assignment

New cases per day per 100K (unadjusted)

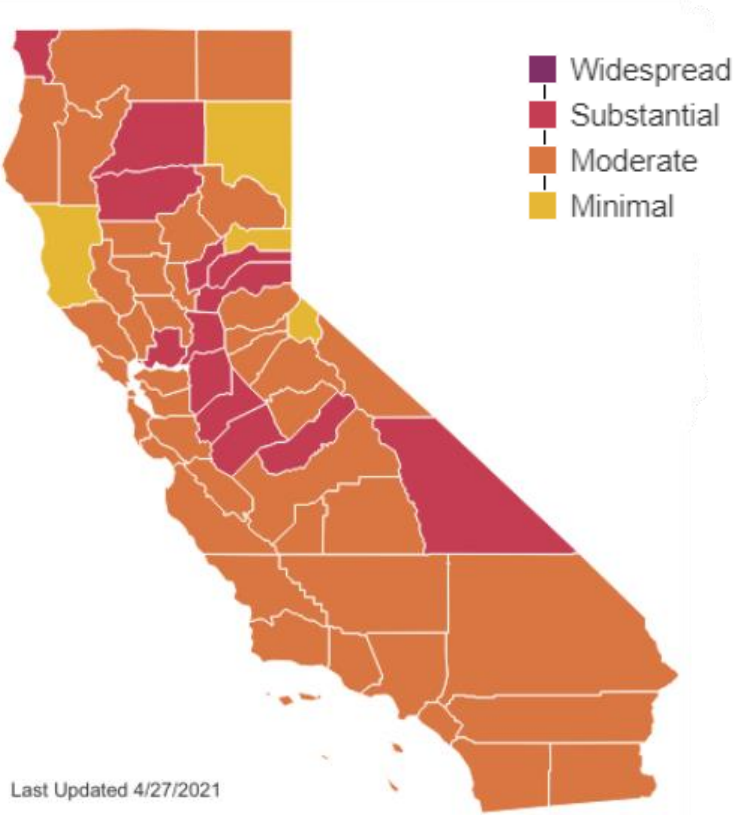
5.1

Positivity rate

1.6

Health Equity Metric:

1.9



All data and tier assignments are based on results from week ending April 24

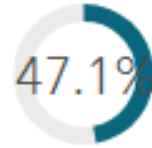


Vaccination Efforts



Vaccination Rates, as of May 2

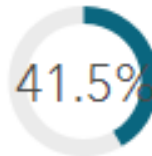
% of SB County Vaccinated



% of SB County Fully Vaccinated



% of Eligible SB County Fully Vaccinated



Vaccine Distribution for Week May 10

First Doses - TPA Direct

Cottage Hospital	Pfizer	4680
Network Providers	Moderna	4200
	Pfizer	1170
Public Health PODs	Moderna	400

TOTAL : 10,450

Second Doses – TPA Direct

Cottage Hospital	Pfizer	4680
Network Providers	Moderna	1000
Public Health PODs	Moderna	2100

TOTAL : 7,780

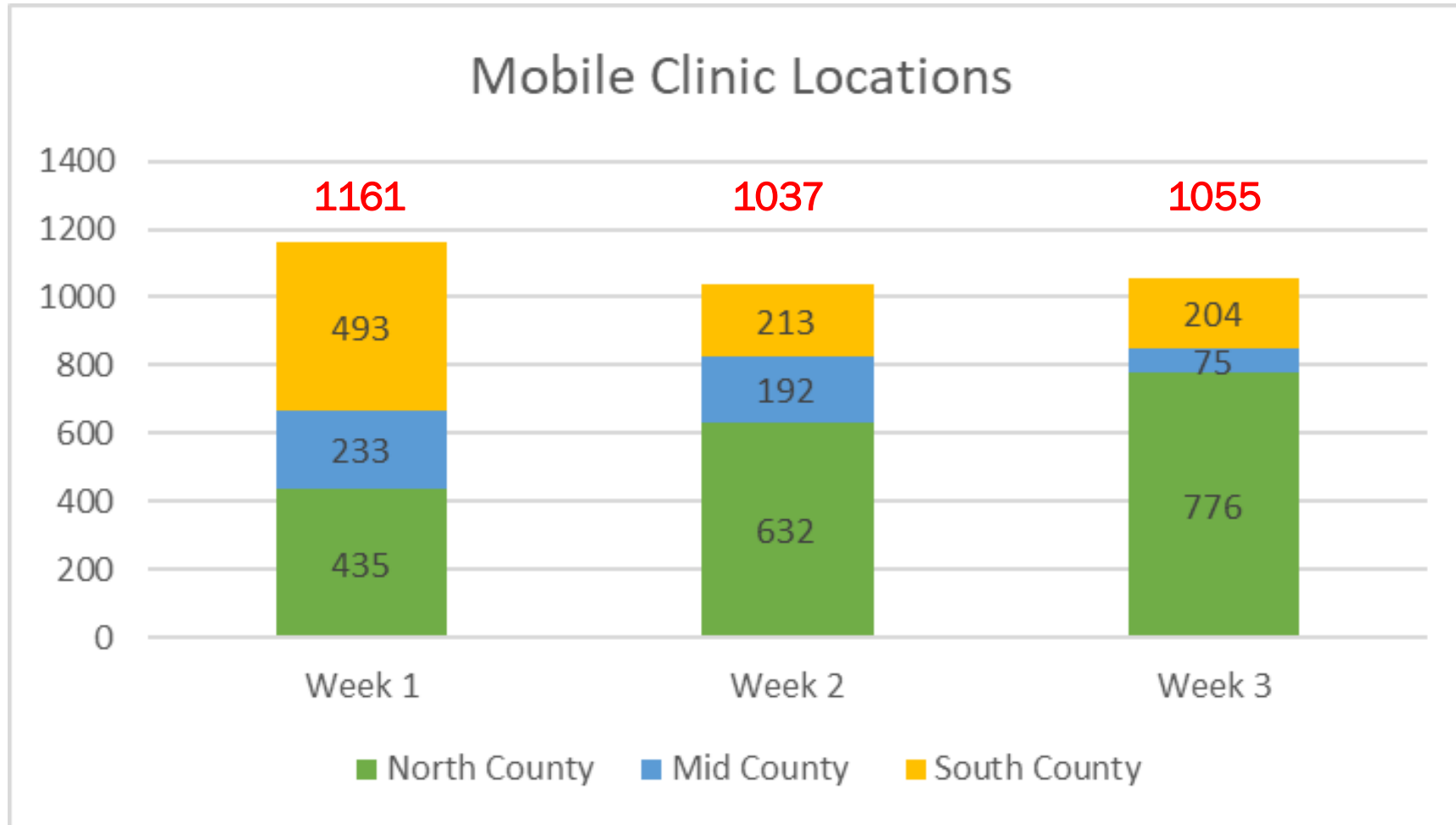
HRSA Totals

First Dose	Moderna	850
Second Dose	Moderna	50

TOTAL : 900

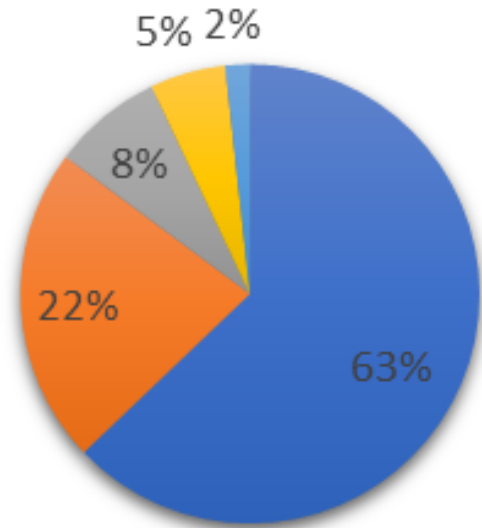


Mobile Vaccination Clinics

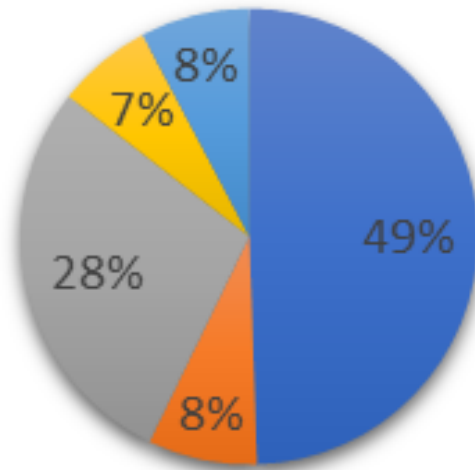


Mobile Vaccination Clinics

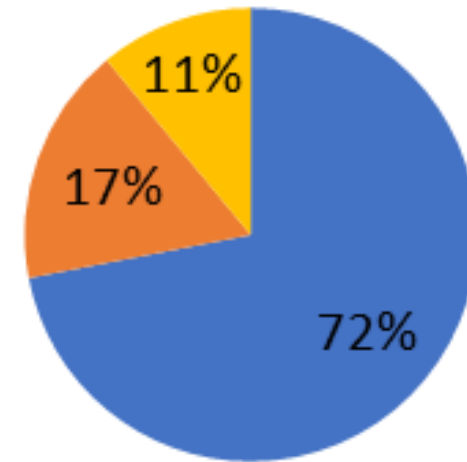
Week 1



Week 2



Week 3



- Agriculture/ Work Sites
- CBO/Community/Senior Centers
- Faith Based
- Low Income Housing/ Formerly Unsheltered
- Disability Centers/ Addiction Centers




Quarterly Report



COVID-19 Quarterly Report: Summary

From January 2021 to March 2021:

- Cases reached the pandemic peak in early January, soon followed by highs in hospitalization and deaths
- All metrics then decreased through February and March
- Working-aged adults (18-49 years) had the highest proportion of cases
- Cases were most common among 20 year-olds
- Hispanic/Latinos were disproportionately represented in COVID-19 cases, hospitalizations, and deaths
- Santa Maria has the highest case count and second highest case rate
- Most cases were symptomatic and 36% had close contact with a known case
- 30% of SBC residents received at least one dose. Of the county population, 16% are fully vaccinated
- In the HPI target areas, 20% of the pop has received at least one dose of vaccine; 9.8% are fully vaccinated
- Full report can be found at www.publichealthsb.org



**STRONGER
TOGETHER.
SAFELY APART.**