

CJ

M E M O R A N D U M

Date: May 9, 2016
To: Board of Supervisors
From: Behavioral Wellness
Subject: AB1421 (Laura's Law)
CC:

Please see following attachment AOT Quarterly Oversight Committee Meeting report, from Los Angeles County dated 3-08-16, containing information regarding departmental item #2 on the May 10th Agenda.

To date, the Assisted Outpatient Treatment (AOT-LA) Program has received 297 referrals. Each referral is carefully investigated and reviewed by the clinical staff. During the preliminary outreach and engagement (O&E) stage, additional information may be compiled for discussion by the Referral Review Team to determine if the client is a candidate for the Program. After thorough review of the referrals, the AOT Referral Review Team determined that 151 clients have met AOT criteria and have been accepted into the Program. The AOT clinicians ensured that all referrals that did not meet criteria for AOT, were referred to appropriate services. The reports below focus on the characteristics of the 151 referrals that met AOT Criteria.

Table 1

AOT Statistics	Count
Total Number of AOT Referrals Received	297
Met AOT Criteria	151
Active O & E	48
Case Closed	37
Referred to County Resource Management (CRM)	66
Assigned to FSP	55
Enrolled in FSP	34
Assigned to Enriched Residential Services (ERS)	11
Enrolled in (ERS)	1
Possible Petition	7
Petition Granted	1
Conserved	12

Petitions/Conservatorship

After screening all AOT referrals and determining the clients that met AOT criteria, the team may elect to pursue outreach and engagement, with initial interventions and offer of voluntary services. If the candidate's condition is significantly deteriorating, and client continues to refuse treatment, a court petition may be initiated. Despite the countless efforts that are made to obtain adherence to voluntary treatment, some clients continue to refuse services, seven of these clients are facing the possibility of a petition and one was petitioned and the petition was granted.

Although AOT does not have the power to mandate conservatorship, AOT staff provided relevant clinical information and input from community partners for 12 clients that were ultimately placed on LPS conservatorship.

Description of Cases Closed

The table below displays the various reasons AOT cases were closed.

Table 2

Case Closed Description	Count
No longer meet criteria	11
Incarcerated (Long term)	5
Unable to Locate	21



Hospitalizations/Arrests

The number of WIC 5150 holds that were made after the AOT referrals were received are displayed in the table below.

Table 3

Other Factors	Count
Detained WIC 5150	24
Arrested	9

Referral Source

Chart 1 reflects the number of referrals that met criteria that were received for each category. No referrals have been received from hospital directors.

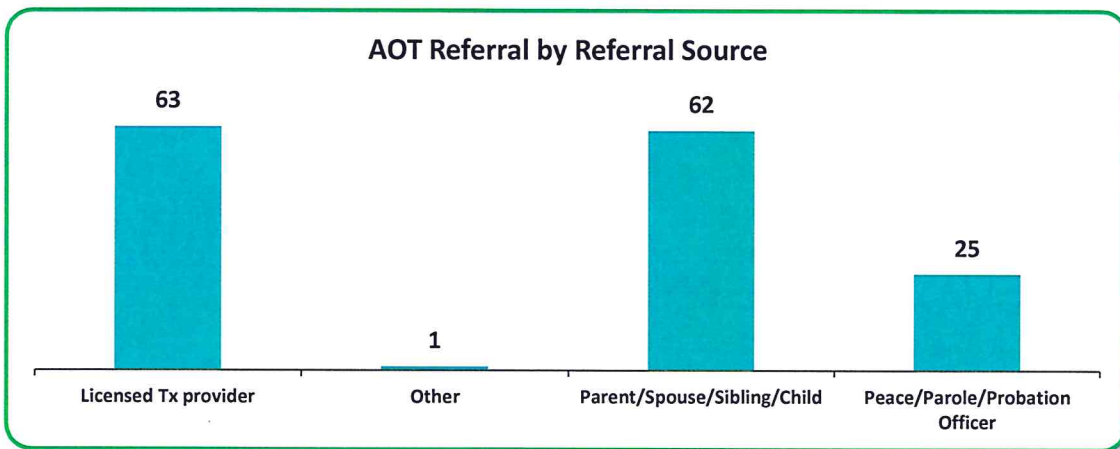


Chart 1

Housing Status

Chart 2 reflects the housing status of clients accepted to AOT at the time of referral. The bulk of the referrals were for homeless clients. AOT clinicians exert every effort to make contact with these difficult to reach clients. Unfortunately, after tireless efforts, often times, they are unsuccessful in locating them.

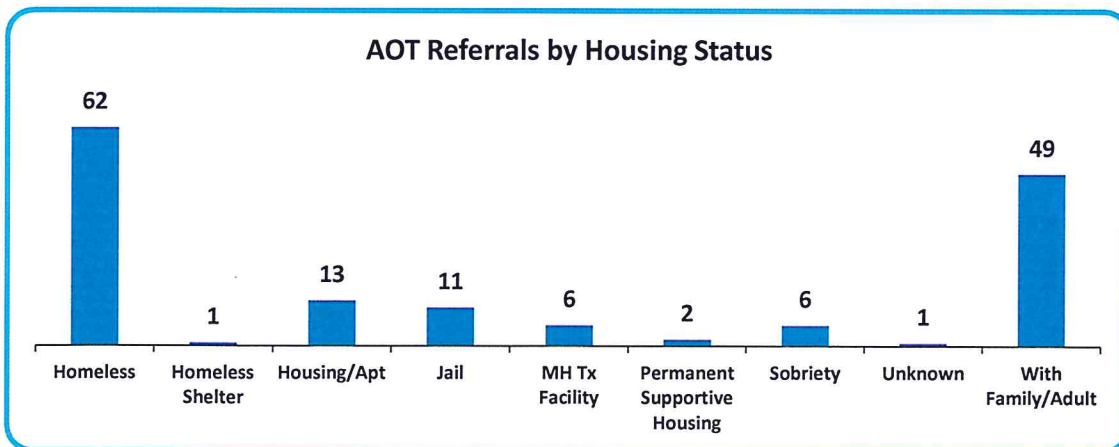


Chart 2

AOT Referrals by Age/Gender/Ethnicity

On average, the majority of individuals who met criteria for AOT are approximately 37-43 years of age and approximately 3/4 are male. The racial and ethnic composition of the population is diverse with 39% being White. The charts below summarize the distribution of the population that met criteria by gender, age, and ethnicity.

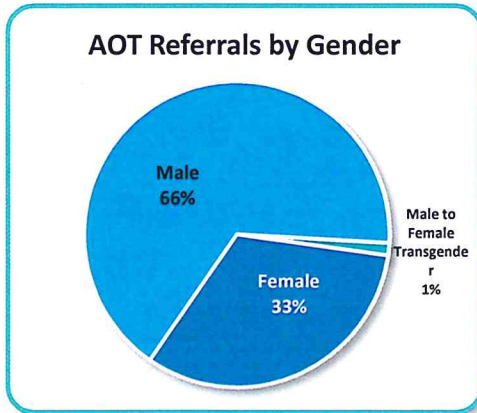


Chart 3

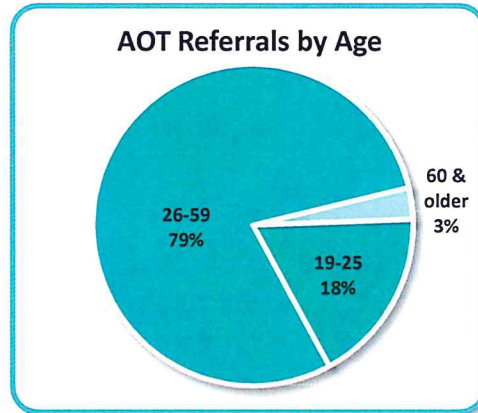


Chart 4

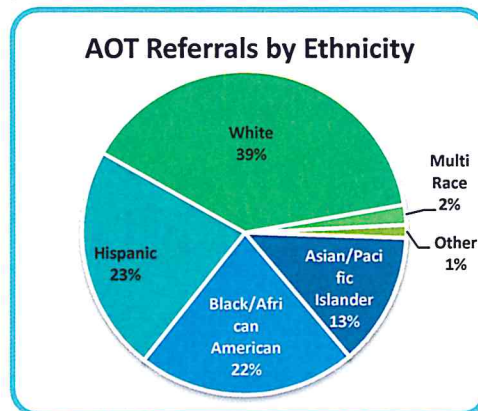


Chart 5

Distribution of Referrals by Service Areas (SA)

Clients who met criteria are widely distributed among the Los Angeles County Service Areas (SA). Most accepted referrals originated from SA 4 and 5. AOT staff are still outreaching to providers and families to increase awareness of the Program and the services we provide.

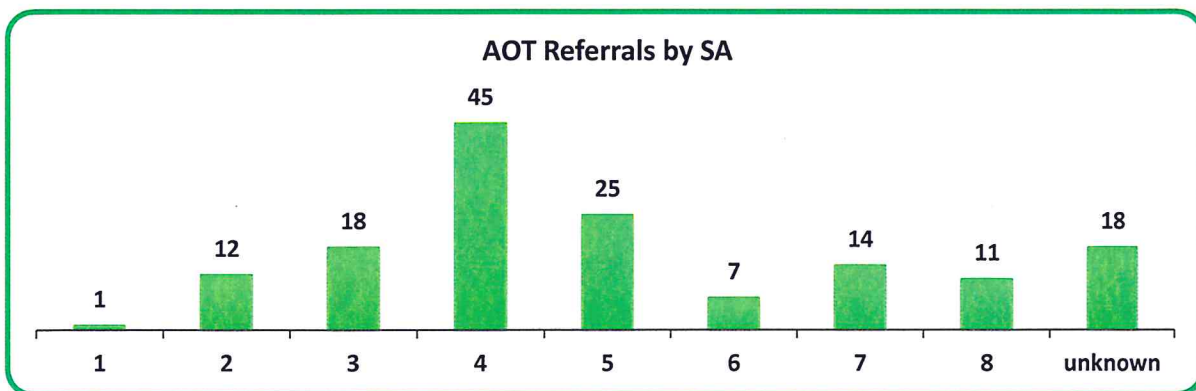


Chart 6