



Board of Supervisors The Novel Coronavirus (COVID-19)

Sep 22, 2020

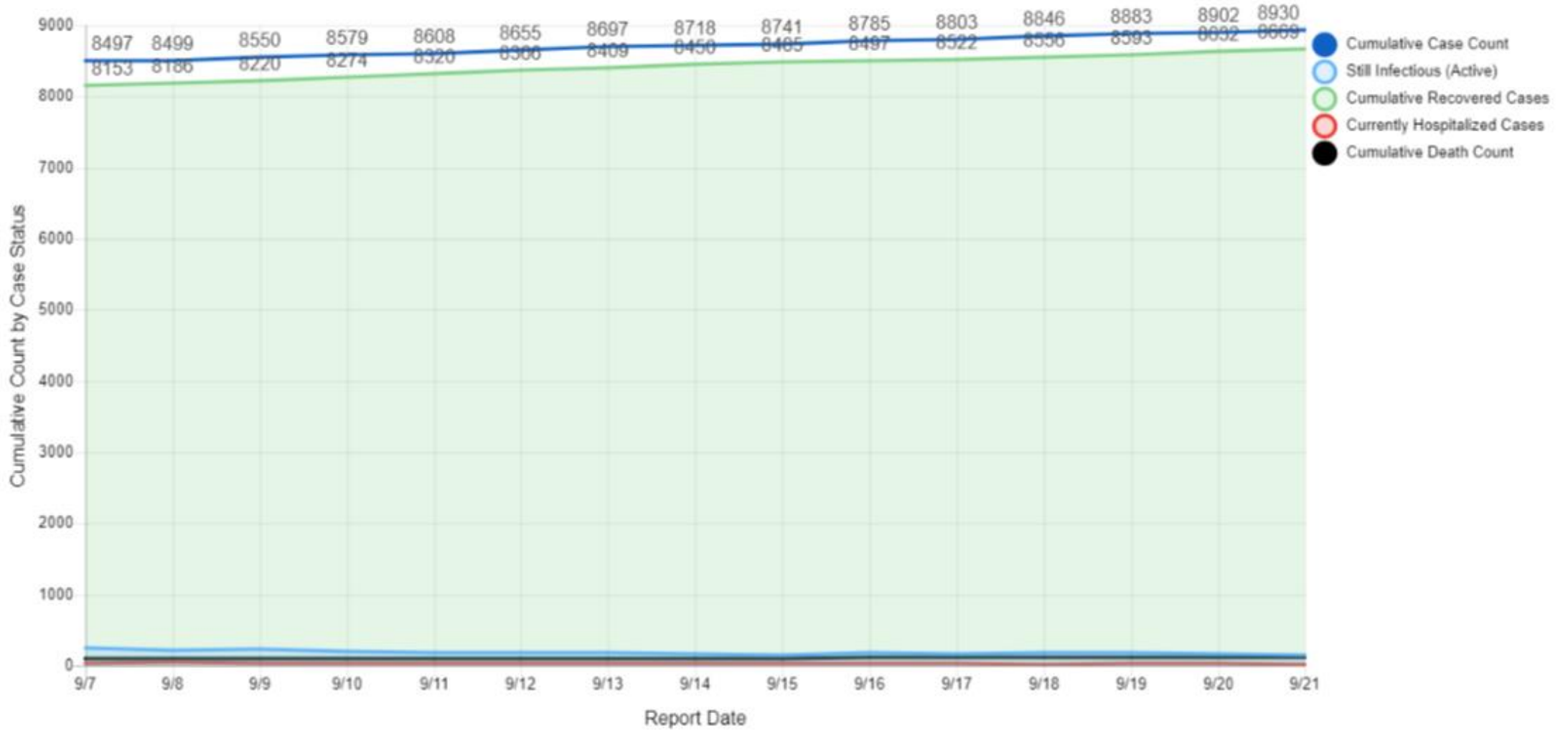
Briefing Topics

- SBC COVID-19 data
- Blueprint for a Safer Economy
- School waivers
- AB 3088



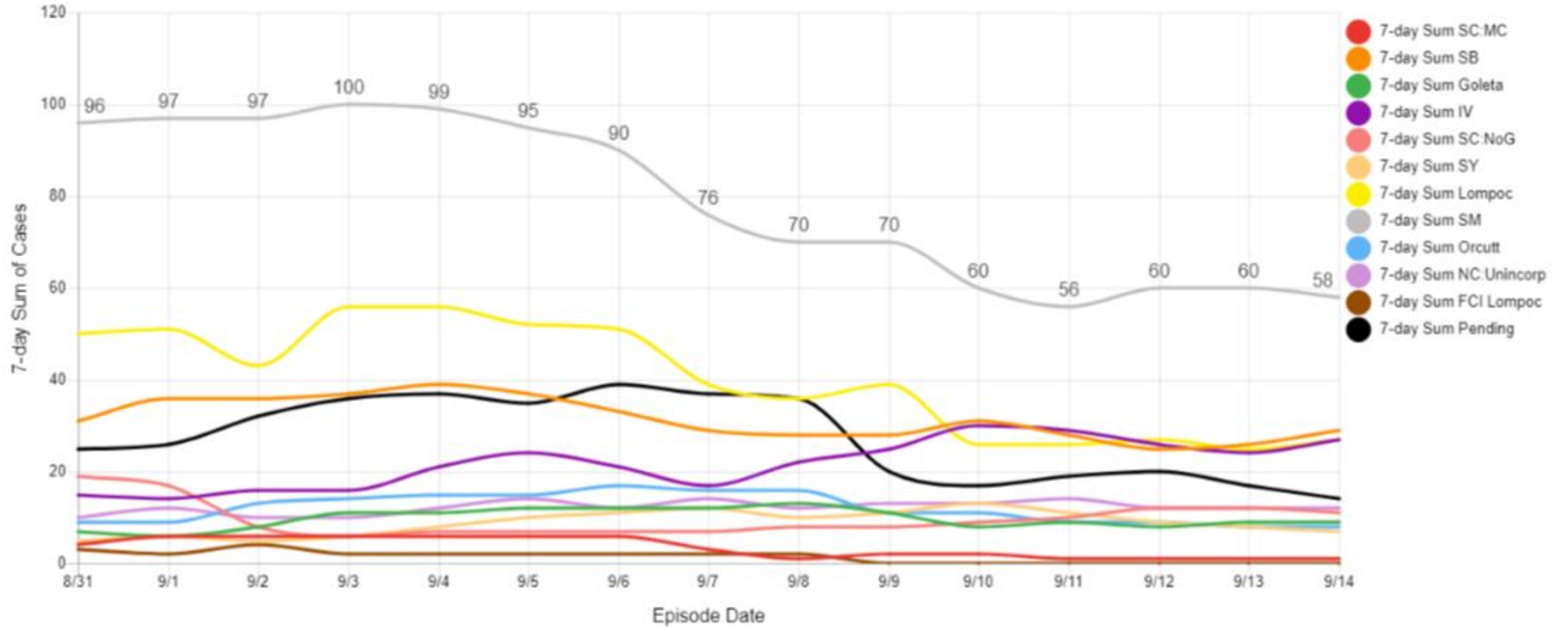
Santa Barbara County COVID-19 By The Numbers

CUMULATIVE CASE STATUS REPORTED AS OF TODAY



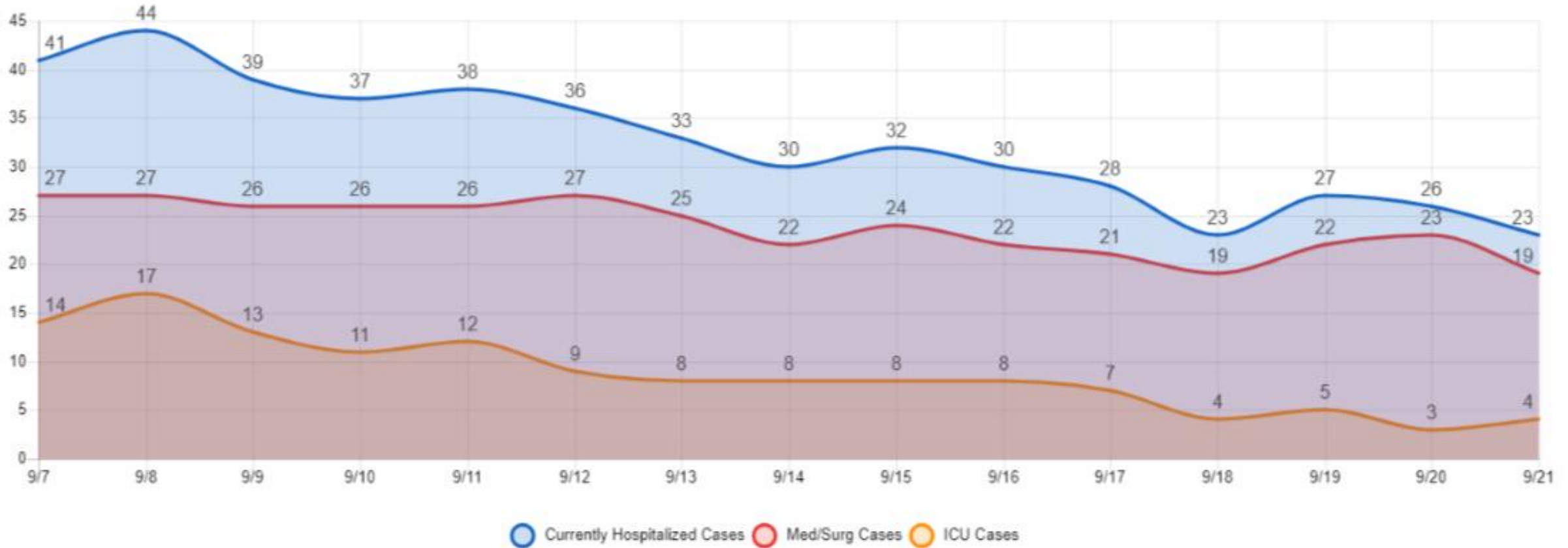
Santa Barbara County COVID-19 By The Numbers

7-DAY ROLLING SUM OF NEW CASES BY AREA



Santa Barbara County COVID-19 By The Numbers

COVID-19 HOSPITALIZATIONS



Blueprint for a Safer Economy

DATA AS OF 9.22.20

California's Tier Framework

	Higher Risk → Lower Risk of Community Disease Transmission			
	Widespread Tier 1	Substantial Tier 2	Moderate Tier 3	Minimal Tier 4
Measures*				
New cases ^{**} /100,000 population per day (<u>7 day average</u> ; 7 day lag)	>7	4-7	1-3.9	<1
Testing % Positivity (<u>7 day average</u> ; 7 day lag)	> 8%	5-8%	2-4.9%	<2%



CDPH Monitoring Status: 9/22

Santa Barbara County Metrics

New COVID-19 Positive cases per day per 100K

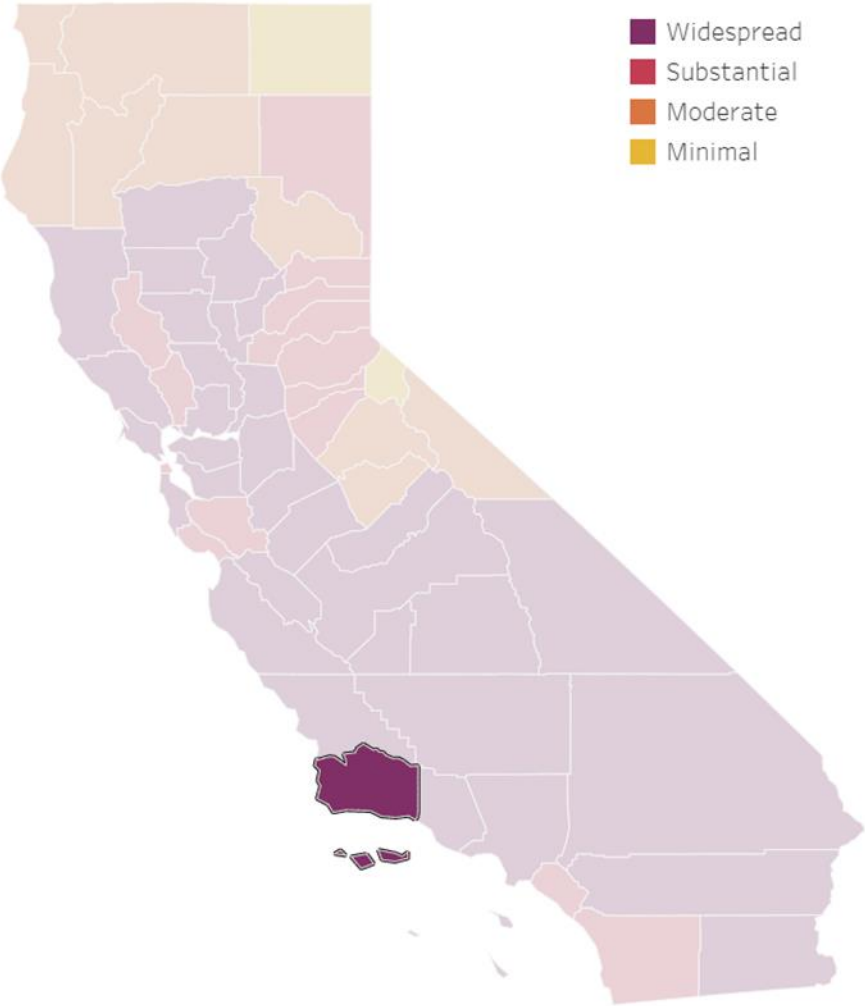
6.5

Adjusted case rate for tier assignment

6.7

Positivity Rate

4.3

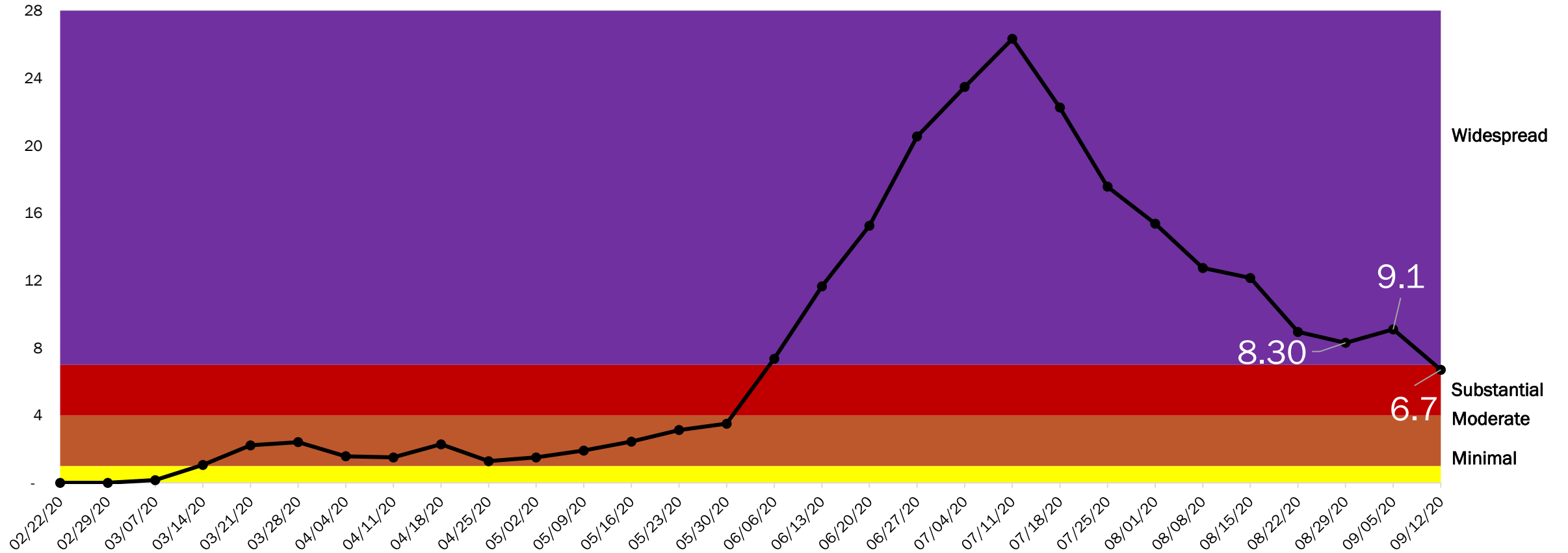


Data shown for week ending



Case Rate

Santa Barbara County, 7-Day Average, Unadjusted* Case Rate per 100,000 Community Residents



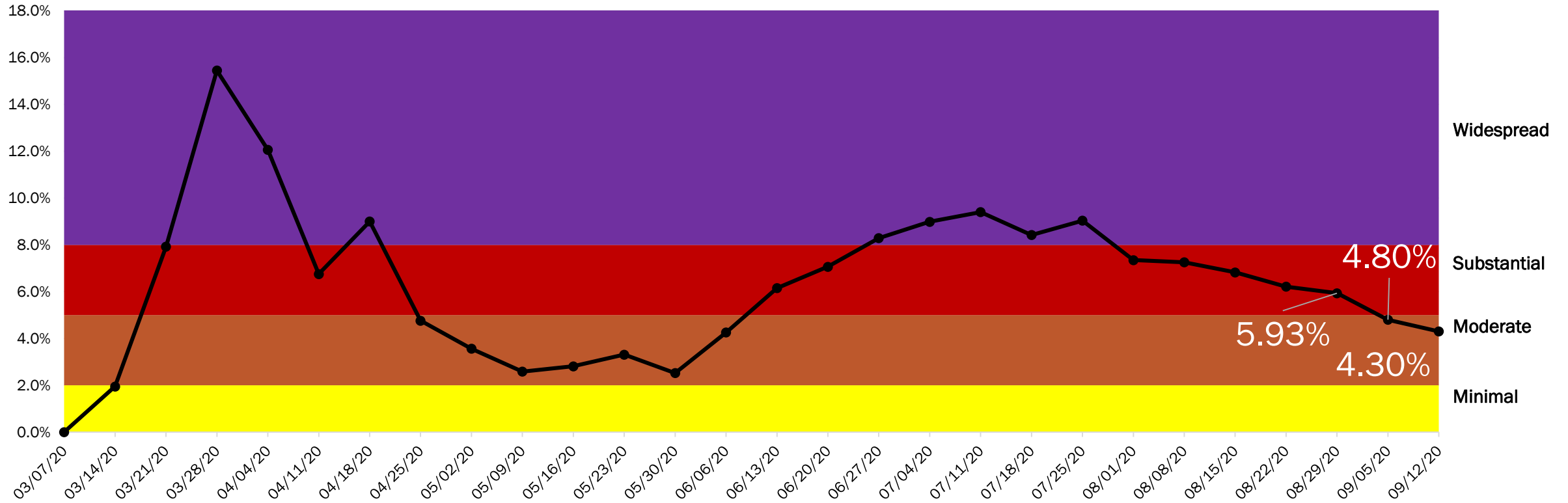
* Case rates as of 8/29 to current have been adjusted based on State metrics

update on 9/21/20



Testing Positivity

Santa Barbara County 7-day Average Community Test Positivity Percent



Movement to Red Tier

- A county needs two consecutive prior weeks of less restrictive metrics to move.
- If SBC meets Red metrics next week, we would move to Red Tier on 9/29.
- SBC needs to be officially assigned to the red tier for 14 days before schools can open: on 10/13.
 - Waivers process still available for K-6 during wait.

September 2020

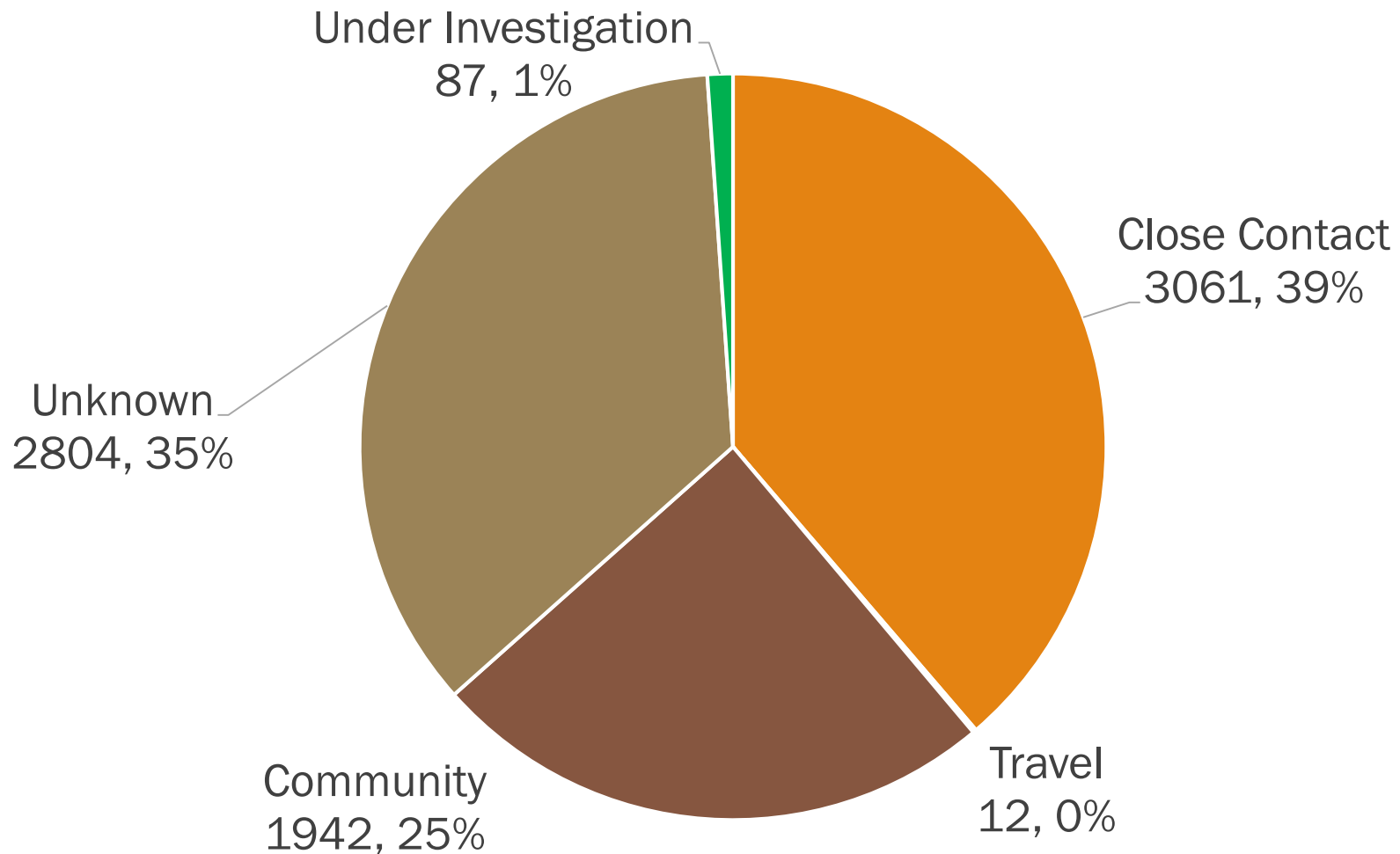
Sun	Mon	Tue	Wed	Thu	Fri	Sat
		1	2	3	4	5
6	7	8	9	10	11	12
13	14	15	16	17	18	19
20	21	22	23	24	25	26
27	28	29	30			

October 2020

Sun	Mon	Tue	Wed	Thu	Fri	Sat
				1	2	3
4	5	6	7	8	9	10
11	12	13	14	15	16	17
18	19	20	21	22	23	24
25	26	27	28	29	30	31



Current transmission of cases



N = 7,906 community cases



Reminders to Avoid Spread of COVID-19

HOUSEHOLDS AND GATHERINGS



- GROUP GATHERINGS
- VISITORS IN YOUR HOME
- SLEEP OVERS
- PLAY DATES
- BACKYARD BBQ WITH FRIENDS
- SHOPPING WITH FRIENDS
- VISITING WITH FAMILY NOT FROM YOUR HOUSEHOLD
- PLAYING IN THE PARK WITH PEOPLE NOT FROM YOUR HOUSEHOLD
- GOING TO WORK IN A NON-ESSENTIAL CAPACITY



- VISITING A GROCERY STORE
- PICKING UP MEDICATIONS
- PICK UP AND DELIVERY OF FOOD
- MASS TRANSIT
- DINING OUTDOORS AT A RESTAURANT
- KEEP AT LEAST 6 FEET BETWEEN YOURSELF AND OTHERS
- WASH HANDS FREQUENTLY WITH SOAP AND WATER OR USE HAND SANITIZER
- WEAR A MASK



- DINNER AT HOME
- PLAY IN YOUR YARD
- FAMILY GAME NIGHT
- GO FOR A DRIVE
- GROUP VIDEO CHAT WITH FRIENDS AND FAMILY
- GO FOR A FAMILY HIKE
- WALK THE DOG



School Waivers

DATA AS OF 9.22.20

Approved School Waivers

1. Howard School
2. Knox School
3. Laguna Blanca
4. Waldorf School
5. Coastline Christian Academy
6. SYV Family School
7. Santa Ynez Valley Christian Academy
8. Pacific Christian School
9. Montessori
10. Valley Christian Academy
11. Crane School
12. St. Raphael School
13. St. Mary of the Assumption
14. Marymount
15. Cold Spring School District
16. Montecito Union School District
17. Providence
18. Dunn School
19. Our Lady of Mt. Carmel School
20. Notre Dame School



School Waivers @ CDPH

1. St. Louis de Montfort



School Waivers Pending Additional Information

1. Blochman Union School District
2. Santa Ynez Valley Charter School
3. La Purisima Concepcion
4. Manzanita Public Charter School
5. Carpinteria Unified Elementary School



New Submissions

1. Los Olivos Elementary School



AB 3088

COUNTY COUNSEL

Tenant Protections

➤ AB 3088 tenant protections, including COVID-19 Tenant Relief Act of 2020

<http://www.lafsbc.org/covidresources>



**STRONGER
TOGETHER.
SAFELY APART.**