



Board of Supervisors The Novel Coronavirus (COVID-19)

November 3, 2021

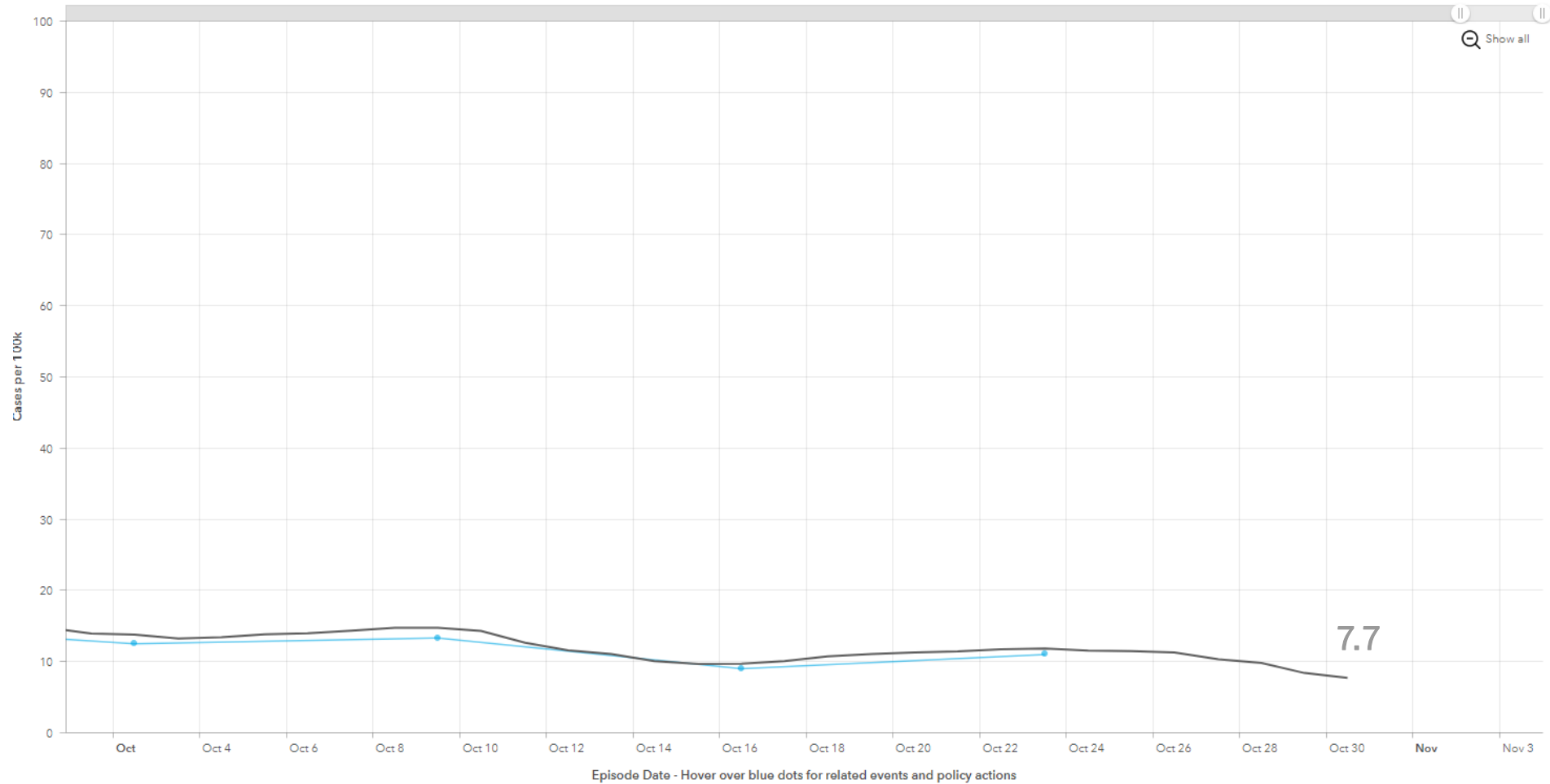
Santa Barbara County by the Numbers

	November 3, 2021 Updated M-F except holidays
New Cases 50 ↓ -4% from 2 week avg of 52	New Deaths 2 ↑ 100% from 2 week avg of 1
Active Cases 291 ↓ -4% from 2 week avg of 304	Hospitalized 42 ↑ 8% from 2 week avg of 39
Total Cases 44,284	Total Deaths 526
Case Rate per 100k as of October 30, 2021 7.7	Test Positivity as of October 30, 2021 2.5%



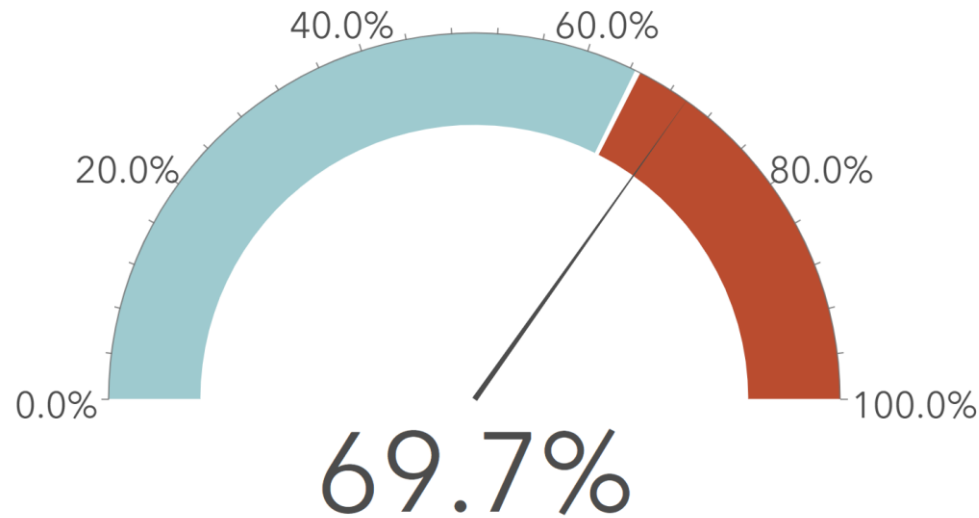
Santa Barbara County Case Rate

Case Rate per 100k People
Actual and CA adjusted

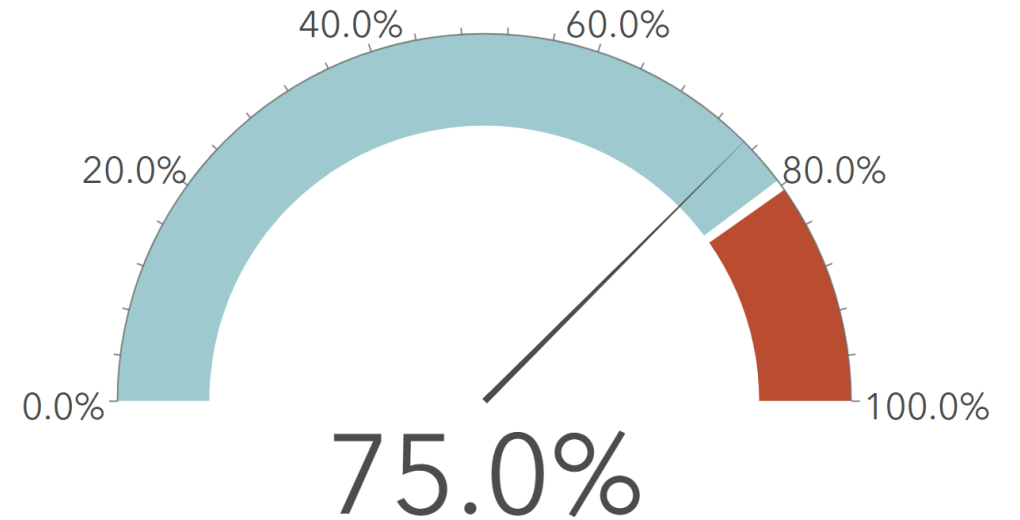


Hospital Capacity, 11/3

% Hospital Beds in Use
Red Zone <35% available



% Staffed Adult ICU Beds in Use
Does not include ICU Surge. Red Zone < 20% available

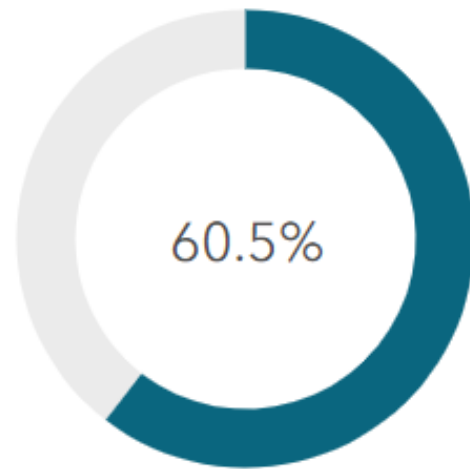


Vaccination Rates

COVID-19 Vaccinations as of 11/02/21

Updated M-F, one day lag. See more on the Vaccination tab in the top menu.

% of SB County
Fully Vaccinated



% of Eligible Fully Vaccinated

71.4%

County residents 12+ years old

% of Eligible Vaccinated

79%

12+ years old, first or single dose

Doses Administered

587,288

SB County residents including retail pharmacies



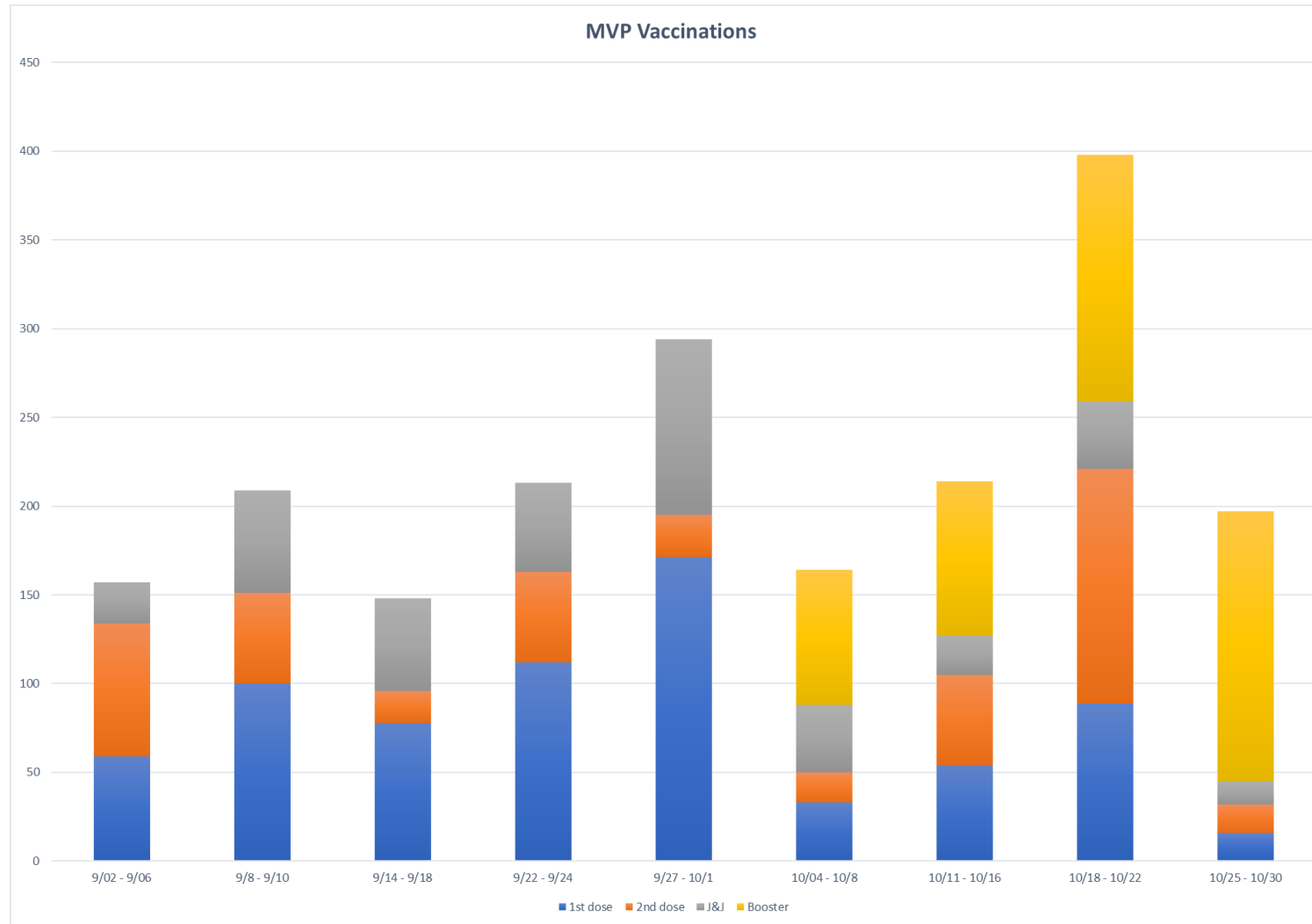
Fully Vaccinated Rate by Zip Code, 11/2

Zip Code	VEM	12+ Population Size	City	2-Nov
93117	3	53768	Goleta, Isla Vista, Gaviota, Naples, Capitan	59.81%
93254	1	590	New Cuyama	61.90%
93455	3	38992	Santa Maria, Orcutt, Betteravia	63.68%
93436	2	46237	Lompoc, Vandenberg Village, Mission Hills, Concepcion, Acorn	63.79%
93427	3	5341	Buellton, Las Cruces	69.59%
93458	1	43263	Santa Maria	70.46%
93454	2	32043	Santa Maria, Sisquoc, Garey	70.87%
93463	4	7101	Santa Ynez, Solvang, Los Olivos, Ballard	71.13%
93105	4	25430	Santa Barbara, Mission Canyon	74.19%
93460	4	4623	Santa Ynez	74.52%
93110	3	15103	Santa Barbara, Hope Ranch	75.83%
93434	1	5926	Guadalupe	77.47%
93440	3	1389	Los Alamos	78.04%
93109	4	10019	Santa Barbara	79.22%
93101	3	27818	Santa Barbara	79.62%
93103	3	17933	Santa Barbara	79.85%
93013	4	14495	Carpinteria, Summerland, Toro Canyon	80.25%
93108	4	9321	Santa Barbara, Montecito, Summerland, Toro Canyon	82.53%
93111	4	15517	Goleta	87.72%
93067	3	405	Carpinteria	100.00%
93441	4	837	Los Olivos	100.00%

*93429 info redacted in accordance with CA state privacy requireme.



Mobile Vaccine Program



Current Outbreaks

30 Active Outbreaks



6 Businesses



16 Schools



8 Congregate
Living
Facilities

