

COUNTY OF SANTA BARBARA
STATE OF CALIFORNIA

COMPREHENSIVE ANNUAL FINANCIAL REPORT

FISCAL YEAR ENDED JUNE 30, 2015

CACHUMA LAKE



2010

2015

ROBERT W. GEIS, CPA, CPFO
AUDITOR-CONTROLLER



January 2010



June 2015

The two pictures of Cachuma Lake on the cover represent very different points of time. In January 2010, just 5 years ago, the water level in the Cachuma Lake Reservoir was at 83% capacity, with snow on the Santa Ynez Mountains. In June 2015, the Cachuma Lake Reservoir is at 26% of capacity with parched mountains in the background. This 57% decrease in water level is due to the multi-year, emergency-level drought that is affecting all of California. Voluntary and mandatory conservation efforts have been put in place in Santa Barbara County while the hope for rain is ever present.

Both cover photographs were taken by and shared curtesy of Tom Fayram, Water Resources Deputy Director, Public Works Department, County of Santa Barbara.

**COUNTY OF SANTA BARBARA
STATE OF CALIFORNIA**

**COMPREHENSIVE ANNUAL
FINANCIAL REPORT**

FOR FISCAL YEAR ENDED JUNE 30, 2015



**Prepared Under the Supervision of
Robert W. Geis, CPA, CPFO
Auditor-Controller**

Table of Contents

County of Santa Barbara ~ Comprehensive Annual Financial Report for Year Ended June 30, 2015

Page

INTRODUCTORY SECTION

Letter of Transmittal	1
---------------------------------	---

FINANCIAL SECTION

Independent Auditor's Report	9
--	---

Management's Discussion and Analysis (Unaudited).	11
---	----

Basic Financial Statements:

Governmentwide Financial Statements:

Statement of Net Position	30
Statement of Activities	31

Fund Financial Statements:

Governmental Funds:

Balance Sheet	32
Statement of Revenues, Expenditures, and Changes in Fund Balances.	36

Proprietary Funds:

Statement of Net Position.	40
Statement of Revenues, Expenses, and Changes in Fund Net Position.	41
Statement of Cash Flows	42

Fiduciary Funds:

Statement of Fiduciary Net Position	43
Statement of Changes in Fiduciary Net Position	44

Notes to the Financial Statements.	48
--	----

Required Supplementary Information (Unaudited):

Santa Barbara County Employees' Retirement System - Schedule of the County's Proportionate Share of the Net Pension Liability.	110
--	-----

Santa Barbara County Employees' Retirement System – Schedule of the County's Contributions	110
--	-----

Other Postemployment Benefits (OPEB) Plan – Schedule of Funding Progress	110
--	-----

Notes to Required Supplementary Information	110
---	-----

Governmental Funds – General and Major Special Revenue:

Statement of Revenues, Expenditures, and Changes in Fund Balances - Budget and Actual:

General Fund	113
Roads Special Revenue Fund	114
Public Health Special Revenue Fund	115
Social Services Special Revenue Fund.	116
Alcohol, Drug, and Mental Health Services (ADMHS) Special Revenue Fund.	117
Flood Control District Special Revenue Fund.	118
Affordable Housing Special Revenue Fund	119
Fire Protection District Special Revenue Fund	120

Other Supplementary Information (Unaudited):

Other Major Governmental Funds:

Schedule of Revenues, Expenditures, and Changes in Fund Balances - Budget and Actual:

Capital Projects Fund	124
---------------------------------	-----

Table of Contents

County of Santa Barbara ~ Comprehensive Annual Financial Report for Year Ended June 30, 2015

Nonmajor Governmental Funds:	
Narrative Summary	126
Combining Balance Sheet	130
Combining Statement of Revenues, Expenditures, and Changes in Fund Balances.	134
Schedules of Revenues, Expenditures, and Changes in Fund Balances - Budget and Actual . .	138
Internal Service Funds:	
Narrative Summary	158
Combining Statement of Net Position.	160
Combining Statement of Revenues, Expenses, and Changes in Fund Net Position	161
Combining Statement of Cash Flows	162
Agency Funds:	
Narrative Summary	164
Combining Statement of Changes in Assets and Liabilities.	165

STATISTICAL SECTION (Unaudited)

Narrative Summary	167
Financial Trends:	
Net Position by Category	168
Changes in Net Position	169
Fund Balances, Governmental Funds	170
Changes in Fund Balances, Governmental Funds	171
Revenue Capacity:	
Assessed Value of Taxable Property and Actual Value of Property	172
Property Tax Rates - Direct and Overlapping Governments.	173
Principal Property Taxpayers	174
Property Tax Levies and Collections	175
Debt Capacity:	
Ratios of Outstanding Debt by Type	176
Computation of Legal Debt Margin.	177
Direct and Overlapping Bonded Debt	178
Economic and Demographic Information:	
Demographics and Economic Statistics	179
Principal Employers	180
Operating Information:	
County Employees by Function/Program.	181
Operating Indicators by Function/Program	182
Capital Assets and Infrastructure Statistics by Function/Program	183

GLOSSARY

Glossary	185
--------------------	-----



Introductory Section





COUNTY OF SANTA BARBARA

ROBERT W. GEIS, C.P.A.
Auditor-Controller

THEO FALLATI, C.P.A.
Assistant Auditor-Controller



County Administration Bldg.
105 E. Anapamu Street, Rm. 303
Santa Barbara, CA 93101
(805) 568-2100

Auditor@co.santa-barbara.ca.us

Mailing Address:
P.O. Box 39
Santa Barbara, CA 93102-0039
FAX (805) 568-2016

OFFICE OF THE AUDITOR-CONTROLLER

August 26, 2015

To the Citizens of Santa Barbara County:

The Comprehensive Annual Financial Report (CAFR) of the County of Santa Barbara (County) for the fiscal year ended June 30, 2015, is hereby submitted in compliance with Sections 25250 and 25253 of the Government Code of the State of California.

Management assumes full responsibility for the completeness and reliability of the information contained in this report, based upon a comprehensive internal control framework it established for this purpose. Because the cost of internal controls should not exceed anticipated benefits, the objective is to provide reasonable, rather than absolute, assurance that the financial statements are free of any material misstatements.

The independent auditor's report is located at the front of the financial section of this report. Brown Armstrong Accountancy Corporation has issued an unmodified ("clean") opinion on the County's financial statements for the year ended June 30, 2015.

Management's discussion and analysis (MD&A) immediately follows the independent auditor's report and provides a narrative introduction, overview, and analysis of the financial statements. MD&A complements this letter of transmittal and should be read in conjunction with it.

Profile of the Government

The County, located approximately 100 miles north of Los Angeles and 300 miles south of San Francisco, was established by an act of the State Legislature on February 18, 1850. It occupies 2,737 square miles, one-third of which is located in the Los Padres National Forest, and has a population of 437,643. Eight incorporated cities are within the County: Santa Barbara, Santa Maria, Lompoc, Goleta, Carpinteria, Guadalupe, Solvang, and Buellton. The largest employment categories include services, wholesale and retail trade, public administration, and manufacturing. The mild climate, picturesque coastline, scenic mountains, and numerous parks and beaches make the County a popular tourist and recreational area.

Policymaking and legislative authority is vested in the County Board of Supervisors (Board), which consists of an elected supervisor from each of the five districts. The Board is responsible for, among other things, passing ordinances, adopting budgets and appointing committees, the County Executive Officer (CEO), and non-elected department directors. Supervisors are elected to four-year staggered terms with two supervisors elected in even-years and three supervisors elected in odd-years. The County has five elected department directors responsible for the offices of the Clerk-Recorder-Assessor, Auditor-Controller, District Attorney, Sheriff-Coroner, and Treasurer-Tax Collector-Public Administrator. The following organization chart reflects the various functional categories reported in the governmentwide Statement of Activities as well as identifies principal officials.

Letter of Transmittal

County of Santa Barbara—Comprehensive Annual Financial Report for Year Ended June 30, 2015

Policy & Executive



Salud Carbajal
First District Supervisor



Janet Wolf
Second District Supervisor
Chair



Doreen Farr
Third District Supervisor



Peter Adam
Fourth District Supervisor
Vice Chair



Steve Lavagnino
Fifth District Supervisor

Mona Miyasato
County Executive Officer (CEO)
General County Programs
Human Resources

Michael Ghizzoni
County Counsel

Public Safety		Health & Human Services	Community Resources & Public Facilities	General Government & Support Services
Joyce Dudley District Attorney	Eric Peterson Fire	Alice Gleghorn Alcohol, Drug, & Mental Health Services (ADMHS)	Cathleen Fisher Agriculture Commissioner/ Weights & Measures	Robert W. Geis, CPA, CPFO Auditor-Controller
Raimundo Montes De Oca Public Defender	Guadalupe Rabago Probation	Carrie Topliffe, CPA Child Support Services	George Chapjian Community Services	Joseph E. Holland, CPFO Clerk-Recorder-Assessor
Darrel E. Parker Court Special Services	William F. Brown Sheriff-Coroner	Dr. Takashi Wada Public Health Services	Glenn Russell Planning & Development	Matthew Pontes General Services
		Daniel Nielson Social Services	Scott McGolpin Public Works	Harry E. Hagen, CPA, CPFO Treasurer-Tax Collector & Public Administrator

The County, with an average of 4,101 full-time equivalent employees, provides a full range of services to its residents as the organization chart above depicts. Included in operations are various component units which provide specific services countywide or to distinct geographic areas within the County. They include the First 5 Children and Families Commission, County Service Areas, Public and Educational Access, Santa Barbara County Fire Protection District, Flood Control and Water Conservation Districts, Lighting Districts, Laguna County Sanitation District, Community Facilities Districts, Sandyland Seawall Maintenance District, Water Agency, In-Home Supportive Services Public Authority, and Santa Barbara County Finance Corporation. While these entities are legally separate from the County, the County is financially accountable for them as their governing bodies are substantially the same as the County Board. Other entities, such as the Air Pollution Control District and the Santa Barbara County Association of Governments, conduct their own day-to-day operations, answer to their own governing board, and thus are not included in the County's financial statements.

The County is required by state law to adopt a final budget each year. This annual budget serves as the foundation for the County's financial planning and control. Budgets are adopted for all governmental and proprietary funds and are prepared in accordance with Generally Accepted Accounting Principles (GAAP). The legal level of budgetary control is maintained at the fund, department, and object level with more stringent control over capital assets and fund balance categories, which are maintained at the line item level. The Board must approve amendments or transfers of appropriations between funds or departments as well as items related to capital assets or fund balances. Supplemental appropriations necessary and normally financed by unanticipated revenues during the year must also be approved by the Board. The Board has delegated authority to approve transfers of appropriations between object levels within the same department to the County Executive Office.

Letter of Transmittal

County of Santa Barbara—Comprehensive Annual Financial Report for Year Ended June 30, 2015

Factors Affecting Economic Condition

During Fiscal Year (FY) 14-15 the County, for the fifth consecutive year, saw positive trends in certain economic segments led by consumer spending and tourism. For the third consecutive year, the real estate housing market and the labor market continued to show steady improvement.

The following highlights and graphs are evidence of the changing economy on a Countywide basis that includes both the unincorporated area and the eight incorporated cities.

Employment

- The County’s average unemployment rate during FY 14-15 decreased from 6.4% to 5.6%.
- The June 2015 County unemployment rate of 4.7% was below the State unemployment rate of 6.2% and the national unemployment rate of 5.5%.

“Experts Predict Strong Employment Growth for Santa Barbara County Economy”

Noozhawk May 9, 2015

Income

- Average annual wages had a slight increase to \$50,130 in 2014 from \$48,820 in 2013.

Retail Sales

- Countywide retail sales increased 5.2% to \$6.7 billion for the 2014 calendar year, slightly up from \$6.4 billion in 2013.
- Local retail sales continued to grow with the expandable economy from the December 2010 low point..
- California retail sales are following a similar pattern.

Real Estate

- The countywide median home prices increased 7.4% to \$697,022.
- The real estate market continued its upward trend with increased property sales, price appreciation, and new construction.

“Housing prices going back up, but rental market exceptionally tight”

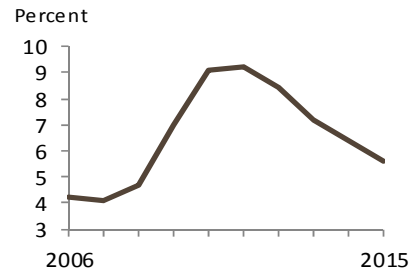
KEYT April 30, 2015

Tourism

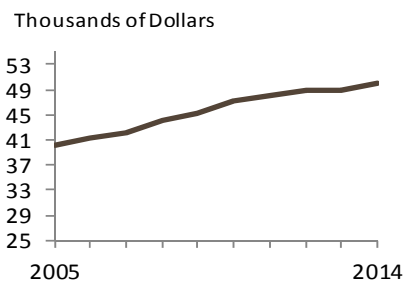
- Transient occupancy tax increased 16.1% in FY 13-14, driven by the robust tourism industry.
- The County’s wide array of resorts, hotels, motels, and vacation rentals all contributed to the increase in this tax source.

Most of the information about the local economy is derived from the California Employment Development Department and the Bureau of Labor Statistics.

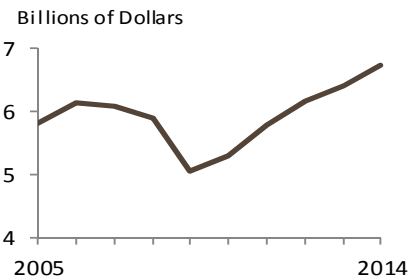
Unemployment Rate



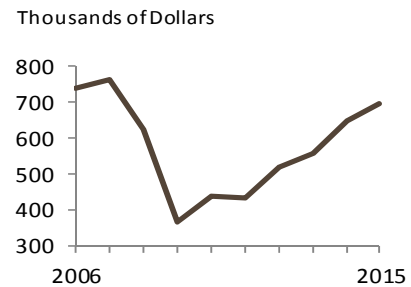
Average Salary



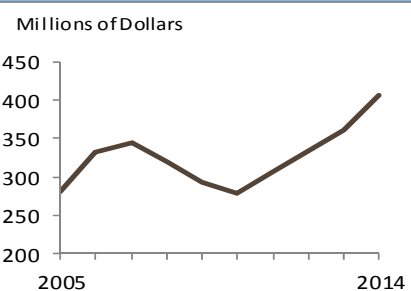
Retail Sales



Median Home Price



Hotel/Motel Room Sales



Letter of Transmittal

County of Santa Barbara—Comprehensive Annual Financial Report for Year Ended June 30, 2015

Economic Indicators

The County's economy is showing strong growth as consumer spending and tourism has increased for the fifth consecutive year. Local unemployment continues a steady decline, with a June unemployment rate of 4.7% that was below the State unemployment rate of 6.2% and the national unemployment rate of 5.5%. The local housing market continues to rebound after hitting bottom in 2012. The growth rate in the increase of home prices has moderated somewhat over the past, yet still is on an upward trajectory. There also has been a steady stream of building permitting, new housing starts, and home sales.

Financial Indicators

County tax revenues experienced strong growth due to increases in real property values, tourism and consumer spending. Property tax is the County's largest source of discretionary revenue. Certain leading indicators of future property tax growth are property transfer taxes that increased 18.6% to \$4.1 million and supplemental tax decreased 7.5% to \$3.7 million (after a growth of 32% in the prior year and a delay in some supplemental billings due to a new tax system implementation). The secured property tax growth rate for FY 14-15 was 5.5% and for FY 15-16 is estimated at 5%. With these accounts showing mostly positive growth, the County general discretionary revenues are expected to continue to grow annually in the 4%-6% range for the foreseeable future.

Growth in transient occupancy tax (TOT) and local retail sales tax have been strong at 13.4% and 13.3%, respectively. Statewide sales tax for Proposition 172 public safety, a ½ cent tax, grew 6.4% to \$34.2 million. The County also had modest growth in State Realignment 1991 and 2011, sales taxes and vehicle license fees that are distributed to the County for Public Safety and Health and Human Services that reached \$98.1 million. The implementation of the Affordable Care Act has significantly increased Medi-Cal reimbursements and Social Services reimbursements for Medi-Cal eligibility programs.

On the expenditure side, the largest category of expenditures as a service organization is County salaries and benefits, which increased by \$23 million or 5% to \$495 million. This represents 61% of total County governmental fund expenditures. The majority of the increase is due to the addition of 141 Full Time Equivalents (FTE) at a cost of \$17 million annually and mainly due to the implementation of the Affordable Care Act. The remainder is due to base salary increases of approximately 1.8%.

Major Initiatives

During the last fiscal year, under the leadership of the Board of Supervisors, several outstanding key programs and projects were successfully undertaken by the County that:

- Facilitated coordination and housed emergency operations for the Plains All American Oil spill that occurred on May 19, 2015. The spill, located near Refugio Beach, is estimated to have leaked 21,000 gallons of oil. This event occurred on the Gaviota coast and spilled into the ocean and involved multi-agency cooperation. The County was impacted financially and operationally throughout the event.
- Maintained organizational stability, customer service levels, and program efficiencies during the leadership changeover of the Alcohol, Drug, and Mental Health Services Director, Fire Chief, Chief Probation Officer, and Community Services Department Director.
- Continued the next steps to build the new Northern Branch Jail and for the associated Sheriff's Transition and Reentry (STAR) facility. These next steps included completion of contract negotiations and finalizing agreements with the State and County, Board execution of four professional service agreements, facilitation of several design workshops with multiple stakeholders, and State acceptance of the schematic designs.
- Continued the foundational work for implementing the goals for Alcohol, Drug, and Mental Health Services' (ADMHS) "System of Change" being led now by the new ADMHS Director.
- Emphasized a commitment to technological progress and improvements by:
 - * Going live with Phase I of a multi-department, multi-year project for a new property tax system. The primary public impact of Phase I included the issuance of new tax bills to property owners.

Major Initiatives (cont'd)

- * Deploying a new web-based budget search tool for the public. The new tool presents budget data in an easy to review format designed with public viewers in mind.
- Continued improvement changes throughout the Recommended Budget document by including detailed program detail for positions, analyses, and financial data. These improvements are now accessible via the County's website with the new budget search tool.
- Studied governing options with associated financing analyses for the Isla Vista community in order to better address needed public services in such a uniquely transient and densely populated area. Supported the first legislative steps of self-governance for a proposed community services district.
- Took steps to recognize, address, and plan for current and future County infrastructure needs by developing a policy for a planned set-aside of available discretionary General Fund funds to go towards deferred maintenance.
- Prepared for and implemented provisions of the new "Omni Circular" or "Super Circular" issued by the Federal Government. These new regulations impact all County departments who receive Federal money either directly or as passed through by the State. The regulations impact: 1) purchasing rules and professional service contracts that are issued to perform services paid for with Federal money, 2) single audit procedures, 3) cost plan provisions, and 4) administrative requirements.
- Continued measures to respond to the Statewide drought by requiring 20% water conservation measures for the local community.
- Received Coastal Commission approval to leave the Goleta Beach buried rock revetment in place to protect the County's most heavily visited park from large storm events. This approval came after years of work to find a solution that balanced coastal processes and public access. The park will remain as-is and the County will perform specific monitoring requirements over the next 20 years and will measure any changes to the beach and revetment accordingly.

Significant Capital Projects and Operating Impacts

The County completed \$18.6 million in capital projects in the current year, and has approved \$64.8 million in capital and capital maintenance projects, equipment, software, and information systems projects for FY 15-16, as described in Section E "Capital Budget Summary" of the County's Proposed Operating Budget (available at www.countyofsb.org/ceo/index.asp). The largest of the ongoing projects relates to transportation improvements.

Long-term Financial Planning

Local assessed property values for FY 14-15 grew approximately 5.0%; this will increase secured property tax revenues by approximately an equal percentage. The FY 15-16 budget was adopted reflecting a 3.4% increase in secured property taxes when measured against FY 14-15 actual revenues.

The County is committed to building and maintaining a strategic reserve of \$29.9 million, equal to 8% of annual General Fund revenues, or approximately 30 days working capital. The County's final budget resolution for FY 15-16 directs that any General Fund unassigned fund balance be added to the strategic reserve until the target is met. The General Fund ended FY 14-15 with a strategic reserve balance of \$29.6 million which requires an increase of \$.3 million of unassigned fund balance to meet the target.

The County's Five-Year Capital Improvement Plan (CIP) identifies capital needs as well as funding sources and funding shortfalls. For FY 15-16, the CIP includes \$64.8 million of funding for planned projects that are included in the budget.

FY 2014-15 significant projects include:

- * \$18.3 million for the North Branch County Jail (total estimated project cost of \$141 million).
- * \$7.3 million for flood channel improvements in North & South County (total estimated project cost of \$92.2 million).
- * \$4.3 million for landfill improvement projects in North and South County (total estimated project cost of 28.8 million).
- * \$5.4 million for culvert improvements in Goleta (total estimated project cost of \$11.4 million).

Letter of Transmittal

County of Santa Barbara—Comprehensive Annual Financial Report for Year Ended June 30, 2015

Relevant Financial Policies

The County benchmarks its financial policies to a set of Best Financial Management Practices for Governmental Issuers of Municipal Debt published by Fitch Ratings.

Fund Balance Reserve

The County is committed to building a strategic reserve as discussed previously in Long-Term Financial Planning.

Multiyear Financial Forecasting

The County's Recommended Operational Plan includes a five-year financial forecast focusing on discretionary revenues and their uses to aid in current year decisions.

Quarterly Financial Reporting and Monitoring

The CEO and Budget Director chair quarterly projection reviews of each department's monthly actual and projected revenues and expenditures. These meetings also focus on their operations and performance measures.

Contingency Planning

The County does not have a formal contingency policy and maintains only a small operating contingency of less than 1% in the General Fund. However, the County has established a strategic reserve policy, and is in the process of building a strategic reserve that will equal 8% of annual General Fund revenues (approximately 30 days working capital). The County also has other significant fund balances in its special revenue funds. The most noteworthy is the Flood Control District fund balance used to hedge against storm related disasters.

Nonrecurring Revenue

One of the principal budget tenets is that nonrecurring revenue should be used for one time needs and that ongoing expenditures should have identified ongoing sources. Additionally, the County's General Fund Allocation Policy states that "Requests for additional FTE's ... will identify the ongoing funding source."

Financial Reporting Awards

The Government Finance Officers Association (GFOA) has awarded the Certificate of Achievement for Excellence in Financial Reporting to the County for its CAFR for twenty-four consecutive years and the Certificate of Achievement in Popular Annual Financial Reporting for twenty-four consecutive years.

Debt Affordability

The County established a Debt Advisory Committee (DAC) to provide advice to the Board on debt issuance and management. In addition, all long-term equipment or real property leases are reviewed for lease vs. purchase decisions.

Superior Debt Disclosure Practices

The County maintains a complex set of debt disclosures in the County's Recommended Operational Plan and the CAFR statistical section. We believe that time is of the essence in the publication of these documents. The budget is adopted before June 30 and loaded into the financial system before the close of the first month of the new fiscal year. The CAFR publication date is generally within 45-60 days of the close of the fiscal year. The County's major financial documents are available on the web at www.countyofsb.org.

Pay-As-You-Go Capital Funding

The County policy on pay-as-you-go is not formalized. However, many of the County's funds only utilize pay-as-you-go financing. The DAC looks at repayment sources as one of the key criteria for approval of new debt issues.

Debt Repayment Plan

The County's current outstanding debt schedule features a debt repayment plan that will reduce debt by 60% over the next ten years.

Five-Year Capital Improvement Program


The County's Five-Year Capital Improvement Program provides for an integration of capital projects and operating impacts in the proposed operating budget for each budget cycle.

Budgeting Awards

The GFOA has presented the Distinguished Budget Presentation Award to the County for seventeen consecutive years.

Awards and Acknowledgments

Financial Reporting Certificate of Achievement: The GFOA awarded a Certificate of Achievement for Excellence in Financial Reporting to the County’s CAFR for the fiscal year ended June 30, 2014. This was the twenty-fourth consecutive year that the County has achieved this prestigious award. In order to be awarded a Certificate of Achievement, the government had to publish an easily readable and efficiently organized CAFR that satisfied both GAAP and applicable legal requirements.



A Certificate of Achievement is valid for a period of one year only. We believe our current CAFR continues to meet the Certificate of Achievement Program’s requirements and we are submitting it to the GFOA to determine its eligibility for another certificate.

Budget Presentation Award: The County received the GFOA’s Distinguished Budget Presentation Award for its annual budget document for the fiscal year beginning July 1, 2014. In order to receive this award, a governmental unit must publish a budget document that meets program criteria as a policy document, as an operations guide, as a financial plan, and as a communications device.

Popular Financial Reporting Award: The County received the GFOA’s Award for Outstanding Achievement in Popular Annual Financial Reporting for its Popular Annual Financial Report for the fiscal year ended June 30, 2014. This award is a prestigious national award that recognizes conformance with the highest standards for preparation of state and local government popular reports. In order to receive this award, a government must publish a Popular Annual Financial Report, whose contents conform to program standards of creativity, presentation, understandability, and reader appeal.

Acknowledgments: The preparation of the CAFR and its timely issuance is the result of a concentrated, dedicated, and coordinated effort by

the entire Auditor-Controller staff. We would like to acknowledge the special efforts of the Financial Reporting Division for their assistance in the report’s preparation. We would also like to thank all County departments who participated in its preparation.

Respectfully submitted,

Mona Miyasato
County Executive Officer


Robert W. Geis, CPA, CPFO
Auditor-Controller



Financial Section







BROWN ARMSTRONG
Certified Public Accountants

INDEPENDENT AUDITOR'S REPORT

To the Honorable Board of Supervisors
County of Santa Barbara, California

Report on Financial Statements

We have audited the accompanying financial statements of the governmental activities, the business-type activities, each major fund, and the aggregate remaining fund information of the County of Santa Barbara, California, as of and for the year ended June 30, 2015, and the related notes to the financial statements which collectively comprise the County of Santa Barbara's basic financial statements as listed in the table of contents.

Management's Responsibility for the Financial Statements

Management is responsible for the preparation and fair presentation of these financial statements in accordance with accounting principles generally accepted in the United States of America; this includes the design, implementation, and maintenance of internal control relevant to the preparation and fair presentation of financial statements that are free from material misstatement, whether due to fraud or error.

Auditor's Responsibility

Our responsibility is to express opinions on these financial statements based on our audit. We conducted our audit in accordance with auditing standards generally accepted in the United States of America and the standards applicable to financial audits contained in *Government Auditing Standards*, issued by the Comptroller General of the United States. Those standards require that we plan and perform the audit to obtain reasonable assurance about whether the financial statements are free from material misstatement.

An audit involves performing procedures to obtain audit evidence about the amounts and disclosures in the financial statements. The procedures selected depend on the auditor's judgment, including the assessment of the risks of material misstatement of the financial statements, whether due to fraud or error. In making those risk assessments, the auditor considers internal control relevant to the entity's preparation and fair presentation of the financial statements in order to design audit procedures that are appropriate in the circumstances, but not for the purpose of expressing an opinion on the effectiveness of the entity's internal control. Accordingly, we express no such opinion. An audit also includes evaluating the appropriateness of accounting policies used and the reasonableness of significant accounting estimates made by management, as well as evaluating the overall presentation of the financial statements.

We believe that the audit evidence we have obtained is sufficient and appropriate to provide a basis for our audit opinions.

Opinions

In our opinion, the financial statements referred to above present fairly, in all material respects, the respective financial position of the governmental activities, the business-type activities, each major fund, and the aggregate remaining fund information of the County of Santa Barbara, as of June 30, 2015, and the respective changes in financial position and, where applicable, cash flows thereof for the year then ended in accordance with accounting principles generally accepted in the United States of America.

BAKERSFIELD OFFICE
(MAIN OFFICE)

4200 TRUXTUN AVENUE
SUITE 300
BAKERSFIELD, CA 93309
TEL 661.324.4971
FAX 661.324.4997
EMAIL info@bacpas.com

FRESNO OFFICE

7673 N. INGRAM AVENUE
SUITE 101
FRESNO, CA 93711
TEL 559.476.3592
FAX 559.476.3593

PASADENA OFFICE

260 S. LOS ROBLES AVENUE
SUITE 310
PASADENA, CA 91101
TEL 626.204.6542
FAX 626.204.6547

STOCKTON OFFICE

5250 CLAREMONT AVENUE
SUITE 237
STOCKTON, CA 95207
TEL 209.451.4833

Other Matters

Required Supplementary Information

Accounting principles generally accepted in the United States of America require that the Management's Discussion and Analysis on pages 11–27, the Santa Barbara County Employees' Retirement System Schedule of the County's Proportionate Share of the Net Pension Liability and the Santa Barbara County Employees' Retirement System Schedule of the County's Contributions on page 110, the schedule of funding progress for the County of Santa Barbara's Other Post Employment Benefit (OPEB) plan on page 111, and the respective budgetary comparison for the General and Major Special Revenue funds on pages 113–120; be presented to supplement the basic financial statements. Such information, although not a part of the basic financial statements, is required by the Governmental Accounting Standards Board (GASB), who considers it to be an essential part of financial reporting for placing the basic financial statements in an appropriate operational, economic, or historical context. We have applied certain limited procedures to the required supplementary information in accordance with auditing standards generally accepted in the United States of America, which consisted of inquiries of management about the methods of preparing the information and comparing the information for consistency with management's responses to our inquiries, the basic financial statements, and other knowledge we obtained during our audit of the basic financial statements. We do not express an opinion or provide any assurance on the information because the limited procedures do not provide us with sufficient evidence to express an opinion or provide any assurance.

Other Information

Our audit was conducted for the purpose of forming opinions on the financial statements that collectively comprise the County of Santa Barbara's basic financial statements. The introductory section, the budgetary comparison for the Capital Projects fund, combining and individual nonmajor fund financial statements and schedules, and statistical section are presented for purposes of additional analysis and are not a required part of the basic financial statements.

The budgetary comparison for the Capital Projects fund and the combining and individual nonmajor fund financial statements and schedules are the responsibility of management and were derived from and relate directly to the underlying accounting and other records used to prepare the basic financial statements. Such information has been subjected to the auditing procedures applied in the audit of the basic financial statements and certain additional procedures, including comparing and reconciling such information directly to the underlying accounting and other records used to prepare the basic financial statements or to the basic financial statements themselves, and other additional procedures in accordance with auditing standards generally accepted in the United States of America. In our opinion, the budgetary comparison for the capital projects funds and the combining and individual nonmajor fund financial statements are fairly stated in all material respects in relation to the basic financial statements as a whole.

The introductory and statistical sections have not been subjected to the auditing procedures applied in the audit of the basic financial statements and, accordingly, we do not express an opinion or provide any assurance on them.

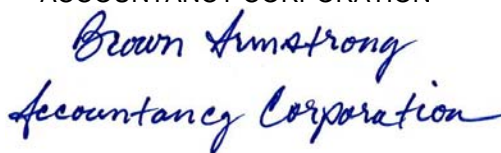
Implementation of New Accounting Standards

As disclosed in the Note 1 to the financial statements, the County of Santa Barbara implemented GASB Statement No. 68, *Accounting and Financial Reporting for Pensions – an amendment of GASB Statement No. 27*, and GASB Statement No. 71, *Pension Transition for Contributions Made Subsequent to the Measurement Date – an amendment of GASB Statement No. 68*, during the fiscal year 2015.

Other Reporting Required by Government Auditing Standards

In accordance with *Government Auditing Standards*, we have also issued our report dated August 26, 2015, on our consideration of the County of Santa Barbara's internal control over financial reporting and on our tests of its compliance with certain provisions of laws, regulations, contracts, and grant agreements and other matters. The purpose of that report is to describe the scope of our testing of internal control over financial reporting and compliance and the results of that testing, and not to provide an opinion on internal control over financial reporting or on compliance. That report is an integral part of an audit performed in accordance with *Government Auditing Standards* in considering County of Santa Barbara's internal control over financial reporting and compliance.

BROWN ARMSTRONG
ACCOUNTANCY CORPORATION



Brown Armstrong
Accountancy Corporation

Bakersfield, California
August 26, 2015

Management’s Discussion and Analysis

County of Santa Barbara ~ Comprehensive Annual Financial Report for Year Ended June 30, 2015

The information in this section is not covered by the Independent Auditor’s Report, but is presented as required supplementary information for the benefit of the readers of the Comprehensive Annual Financial Report (CAFR).

As management of the County of Santa Barbara, California (the County), we offer readers of the County’s financial statements this narrative overview and analysis of the financial activities of the County for the year ended June 30, 2015. We encourage readers to consider the information presented here in conjunction with additional information that we have furnished in the County’s Basic Financial Statements, which immediately follow this section. All dollar amounts are expressed in thousands.

Contents

Description of the Basic Financial Statements	12
Governmentwide Financial Statements.....	12
Fund Financial Statements.....	12
Notes to the Financial Statements.....	13
Appropriated Funds.....	14
Financial Highlights	15
New Significant Accounting Standards Implemented.....	15
Governmentwide Financial Analysis.....	15
Financial Analysis of the County’s Funds.....	15
Governmentwide Financial Analysis	16
Analysis of Net Position.....	16
Analysis of Governmental Activities.....	18
Analysis of Business-type Activities.....	20
Financial Analysis of the County’s Fund Balances	21
Governmental Funds.....	21
Proprietary Funds.....	22
Capital Asset & Debt	23
Capital Assets.....	23
Debt.....	24
Deferred Outflows of Resources & Deferred Inflows of Resources	25
Deferred Outflows of Resources.....	25
Deferred Inflows of Resources.....	25
General Fund Budgetary Highlights	26
Economic Factors and Next Year’s Budget and Rates	27
Requests for Information	27

Management's Discussion and Analysis

County of Santa Barbara ~ Comprehensive Annual Financial Report for Year Ended June 30, 2015

Description of the Basic Financial Statements

Management's Discussion and Analysis introduces the County's Basic Financial Statements. The County's Basic Financial Statements include three components:

- Governmentwide Financial Statements
- Fund Financial Statements
- Notes to the Financial Statements

Governmentwide Financial Statements

The *Governmentwide Financial Statements* provide readers with a broad overview of the County's finances, in a manner similar to a private sector business.

The *Statement of Net Position* presents information on all of the County's *Assets and Deferred Outflows of Resources and Liabilities and Deferred Inflows of Resources* with the difference reported as *Net Position*.

$$\text{Net Position} = (\text{Assets} + \text{Deferred Outflows of Resources}) - (\text{Liabilities} + \text{Deferred Inflows of Resources})$$

Over time, increases or decreases in *Net Position* are a useful indicator of an improving or deteriorating County financial condition.

The *Statement of Activities* presents the most recent fiscal year changes in the County's net position. All changes in net position are reported as soon as the underlying event giving rise to the change occurs, regardless of the timing of related cash flows (Accrual Basis of Accounting). The statement reports items resulting in cash flows in future fiscal periods (e.g., uncollected taxes, and earned but unused vacation leave) as revenues and expenses.

The *Governmentwide Financial Statements* distinguish functions of the County principally supported by taxes and intergovernmental revenues (governmental activities) from other functions intended to recover all or a significant portion of their costs through user fees and charges (business-type activities). The governmental activities grouped by function of the County include Policy & Executive, Public Safety, Health & Public Assistance, Community Resources & Public Facilities, General Government & Support Services, and General County Programs. The business-type activities of the County include Resource Recovery and Laguna Sanitation.

Component units are included in the financial statements and are legally separate entities for which the County is financially accountable. These have

substantially the same governing board as the County or provide services entirely to the County. The following is a list of these component units:

- First 5 Children and Families Commission – this entity has separately issued financial statements.
- County Service Areas
- Public and Educational Access
- Santa Barbara County Fire Protection District
- Flood Control and Water Conservation Districts
- Lighting Districts
- Laguna County Sanitation District
- Community Facilities Districts
- Sandyland Seawall Maintenance District
- Water Agency
- In-Home Supportive Services Public Authority
- Santa Barbara County Finance Corporation

Pages 30-31 of this report display the *Governmentwide Financial Statements*.

Fund Financial Statements

A fund is a grouping of related accounts used to maintain control over resources segregated for specific activities or objectives. The County, like other state and local governments, uses fund accounting to ensure and demonstrate compliance with finance-related legal requirements.

The County's funds are divided into three types:

- Governmental funds
- Proprietary funds
- Fiduciary funds

Governmental Funds

Governmental funds account for essentially the same functions reported as governmental activities in the *Governmentwide Financial Statements*. However, unlike the *Governmentwide Financial Statements*, governmental fund financial statements focus on near-term inflows and outflows of spendable resources, as well as on balances of spendable resources available at the end of the fiscal year (Modified Accrual Basis of Accounting). Such information may be useful in evaluating the County's near-term financing

Management's Discussion and Analysis

County of Santa Barbara ~ Comprehensive Annual Financial Report for Year Ended June 30, 2015

requirements. To understand the long-term impact of the County's near-term financing decisions, it is useful to compare the information presented for governmental funds with similar information presented for governmental activities in the Governmentwide Financial Statements. Both the Governmental Funds Balance Sheet and the Governmental Funds Statement of Revenues, Expenditures, and Changes in Fund Balances provide a reconciliation to facilitate this comparison between governmental funds and governmental activities.

The County maintains 64 individual governmental funds combined into 28 funds for financial reporting purposes. The County segregates from the General Fund a number of significant functions in 8 major funds. Information is presented separately in the Governmental Funds Balance Sheet and in the Governmental Funds Statement of Revenues, Expenditures, and Changes in Fund Balances for the General; Roads; Public Health; Social Services; Alcohol, Drug, and Mental Health Services (ADMHS); Flood Control District; Affordable Housing; Fire Protection District; and Capital Projects funds, all considered major funds. Data for the other 19 governmental funds are combined into a single, aggregated presentation. Individual fund data for these nonmajor governmental funds are provided in the form of combining statements elsewhere in this report.

The County adopts an annual appropriated budget for all of its operating funds. The budget and actual comparison schedules provided for the General Fund and major special revenue funds demonstrate performance against this budget.

Pages 32-38 of this report display the Governmental Funds Financial Statements.

Proprietary Funds

The County maintains two different types of proprietary funds: enterprise funds and internal service funds. Both enterprise funds qualify as major funds.

Enterprise Funds report the same functions presented as business-type activities in the governmentwide financial statements. The County uses enterprise funds to account for Resource Recovery and Laguna Sanitation.

Internal Service Funds are an accounting device used to accumulate and allocate costs internally among the County's various functions. The County's internal service funds account for information technology services, vehicle operations and maintenance, risk

management and insurance, communications services, and utilities. Since these services predominantly benefit governmental rather than business-type functions, they are consolidated within governmental activities in the governmentwide financial statements.

Proprietary funds provide the same type of information as the governmentwide financial statements, only in more detail. The proprietary funds financial statements provide separate information for the Resource Recovery and Waste Management Fund (Resource Recovery), and the Laguna Sanitation Fund. Data for the five internal service funds are combined into a single, aggregated presentation in the proprietary funds financial statements.

Pages 40-42 of this report display the Proprietary Funds Financial Statements.

Fiduciary Funds

Fiduciary funds account for resources held for the benefit of parties outside the County. Fiduciary funds are not reflected in the Governmentwide Financial Statements because the resources of those funds are not available to support the County's own programs. Fiduciary fund accounting is similar to proprietary fund accounting. Fiduciary funds report the external portions of the Treasurer's investment pool, private-purpose trust fund, and agency funds.

Pages 43-44 of this report display the Fiduciary Funds Financial Statements.

Notes to the Financial Statements

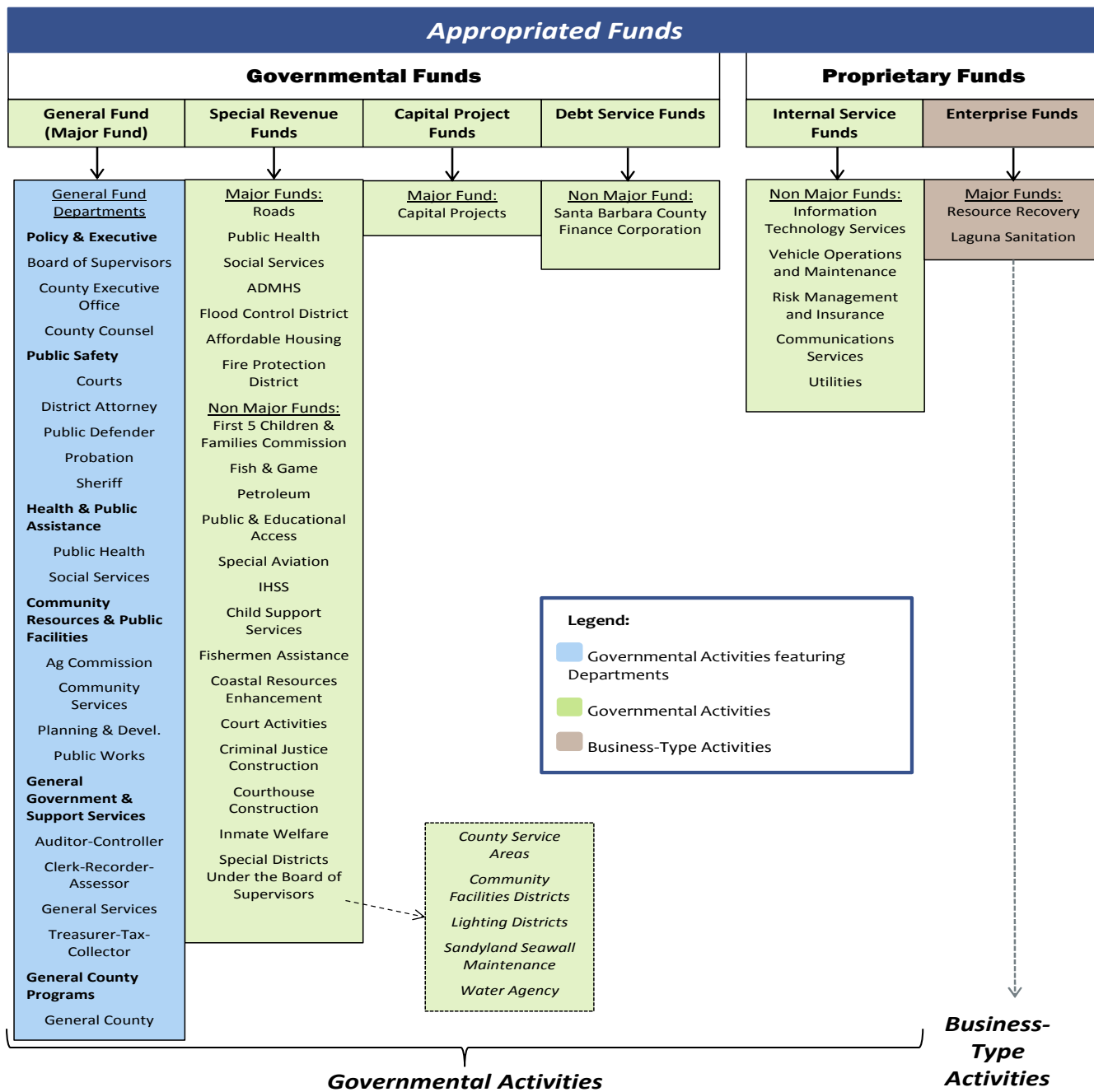
The Notes to the Financial Statements provide additional information that is essential to a full understanding of the data provided in the Governmentwide and Fund Financial Statements. Information in the Notes to the Financial Statements is described as follows:

- Note 1 provides a general description of the County's Significant Accounting Policies.
- Notes 2 & 3 provides information on Budgetary and Legal Compliance and Reconciliation for Governmentwide and Fund Financial Statements.
- Notes 4 to 20 provide detailed notes on cash and investments, capital assets, debt obligations, and fund balances.
- Notes 21 to 24 provide information on retirement plans, retiree and other health benefits, and summarizes any necessary prior period adjustments.

Pages 45-110 of this report display the Notes to the Financial Statements.

Management's Discussion and Analysis

County of Santa Barbara ~ Comprehensive Annual Financial Report for Year Ended June 30, 2015



Management's Discussion and Analysis

County of Santa Barbara ~ Comprehensive Annual Financial Report for Year Ended June 30, 2015

Financial Highlights

New Significant Accounting Standards Implemented

In fiscal year 2014-15, the County adopted two new statements of financial accounting standards issued by the Governmental Accounting Standards Board (GASB) that relate to pension activity:

- Statement No. 68, "Accounting and Financial Reporting for Pensions—an amendment of GASB Statement No. 27," and
- Statement No. 71, "Pension Transition for Contributions Made Subsequent to the Measurement Date—an amendment of GASB Statement No. 68"

Statement No. 68 (Statement) establishes standards of accounting and financial reporting, but not funding or budgetary standards, for the County's defined benefit pension plans. This Statement replaces the requirements of prior GASB statements impacting accounting and disclosure of pensions.

The significant impact to the County of implementing Statement No. 68 is the reporting of the County's unfunded pension liability on the County's full accrual basis of accounting governmentwide financial statements. There are also new note disclosure requirements and supplementary schedules required by the Statement.

The measurement date for the pension liabilities is as of June 30, 2014. This date reflects a one year lag and was used so that these financial statements could be issued in an expedient manner. Activity (i.e., contributions made by the County) occurring during fiscal year 2014-15 are reported as deferred outflows of resources in accordance with Statement No. 71.

In order to implement the Statement, a prior period adjustment was made to the County's July 1, 2014 net position. This prior period adjustment decreased the County's net position by \$611,015 from \$915,720 to \$304,705 and reflects the reporting of: 1) net pension liabilities of \$721,772, and 2) deferred outflows of resources of \$110,756. Please refer to Note 21 for more information regarding the County's pensions.

The adoption of Statement No. 68 has no impact on the County's governmental fund financial statements, which continue to report expenditures equal to the amount of the County's actuarially determined contribution (formerly referred to as the "annual required contribution"). The calculation of pension contributions is also unaffected by this Statement.

Governmentwide Financial Analysis

The assets and deferred outflows of resources of the County exceeded its liabilities and deferred inflows of resources at the close of the most recent fiscal year by \$362,003 (See *Summary of Net Position and analysis on page 16*).

- \$662,977 represents the County's investment in capital assets, less (1) accumulated depreciation, (2) related outstanding debt used to acquire those assets, and (3) related deferred inflows of resources.
- \$236,552 is available for the County's ongoing obligations related to programs with external restrictions.
- -\$537,526 is primarily the result of the County's unfunded pension and Other Postemployment Benefits (OPEB) obligations.

The County's total net position decreased by \$553,717 over the prior year:

- The \$14,101 increase in net position invested in capital assets, net of related debt, represents the change in capital expenditures less depreciation, the retirement of related long-term debt, and amortization of related deferred inflows of resources.
- The \$16,678 increase in restricted net position represents the change in resources that are subject to external restrictions on their use.
- The \$584,496 decrease in unrestricted net position is the change in resources available to fund County programs to citizens and debt obligations to creditors.

Financial Analysis of the County's Funds

The County's governmental funds' combined ending fund balance of \$281,044 was an increase of \$17,796 from the prior year ending fund balance of \$263,248. Amounts available for spending include Restricted, Committed, Assigned, and Unassigned Fund Balances; these totaled \$268,873, or 96% of ending fund balance. Of this amount:

- \$185,102 is restricted by law or externally imposed requirements,
- \$80,529 is committed for specific purposes, and
- \$3,242 is unassigned fund balance.

Spendable fund balance for the General Fund increased \$5,407 to \$88,075, which equates to 27% of total General Fund expenditures for the year.

Management's Discussion and Analysis

County of Santa Barbara ~ Comprehensive Annual Financial Report for Year Ended June 30, 2015

Governmentwide Financial Analysis

Summary of Net Position

	Governmental		Business-type		Total		Total	
	Activities		Activities		Total		Dollar	Percent
	2014	2015	2014	2015	2014	2015	Change	Change
Assets:								
Current and other assets	\$ 462,848	\$ 488,780	\$ 51,453	\$ 55,865	\$514,301	\$ 544,645	\$ 30,344	6%
Capital assets, net of depreciation	664,907	675,558	84,756	86,724	749,663	762,282	12,619	2%
Total assets	1,127,755	1,164,338	136,209	142,589	1,263,964	1,306,927	42,963	3%
Deferred outflows of resources:								
Deferred social services	-	514	-	-	-	514	514	100%
Deferred pensions	-	115,087	-	2,069	-	117,156	117,156	100%
	-	115,601	-	2,069	-	117,670	117,670	100%
Liabilities:								
Current and other liabilities	74,292	88,925	2,437	1,737	76,729	90,662	13,933	18%
Long-term liabilities	197,713	759,933	38,019	52,712	235,732	812,645	576,913	245%
Total liabilities	272,005	848,858	40,456	54,449	312,461	903,307	590,846	189%
Deferred inflows of resources:								
Deferred SCAs	31,835	33,096	-	-	31,835	33,096	1,261	4%
Deferred housing loan payments	3,948	3,948	-	-	3,948	3,948	-	0%
Deferred pensions	-	120,084	-	2,159	-	122,243	122,243	100%
Total deferred inflows of resources	35,783	157,128	-	2,159	35,783	159,287	123,504	345%
Net position:								
Net investment in capital assets	578,314	588,989	70,562	73,988	648,876	662,977	14,101	2%
Restricted	219,874	236,552	-	-	219,874	236,552	16,678	8%
Unrestricted	21,779	(551,588)	25,191	14,062	46,970	(537,526)	(584,496)	(1,244%)
Total net position	\$ 819,967	\$ 273,953	\$ 95,753	\$ 88,050	\$915,720	\$ 362,003	\$ (553,717)	(60%)

As noted earlier, over time, net position may serve as a useful indicator of a government's financial condition. In the case of the County, assets and deferred outflows of resources exceeded liabilities and deferred inflows of resources by \$362,003 at the close of the current fiscal year.

Analysis of Net Position

The County's total net position decreased by \$553,717, or 60%, during the fiscal year. As described below, the County experienced a net decrease mainly due to changes in unrestricted net position.

Net investment in capital assets

The largest portion of the County's net position is invested in capital assets (e.g., land, buildings, roads, bridges, flood control channels and debris basins, machinery, equipment, and intangible assets), less the related and outstanding debt used to acquire those assets. The County uses these capital assets to provide services to citizens; as such, these assets are not available for future spending. Although the County's investment in its capital assets is reported net of

related debt, the resources needed to repay this debt must be provided from other sources, since the capital assets themselves cannot be used to liquidate these liabilities.

The County's net investment in capital assets was \$662,977 at year-end, and consisted of the following:

Investment in Capital Assets (net of accumulated depreciation)	\$ 762,282
Less:	
Related Debt	\$ 66,865
Related Deferred Inflows of Resources	\$ 32,440
Net Investment in Capital Assets	\$ 662,977

The \$14,101, or 2%, increase in net position from the net investment in capital assets represents capital acquisitions and deletions, less current year depreciation, and the addition and/or retirement of related long-term debt and deferred inflows of resources. Capital additions were related primarily to infrastructure (roads & road improvements) and building projects. The County also completed phase 1 of

Management's Discussion and Analysis

County of Santa Barbara ~ Comprehensive Annual Financial Report for Year Ended June 30, 2015

the Property Tax Project for \$6,500. The County recorded depreciation of \$25,803 against its assets.

Restricted net position

Restricted net position of \$236,552 represents resources that are subject to external restrictions on their use or by enabling legislation. Due to the unique nature of funding sources, the County has significantly more restricted net position dollars than unrestricted net position dollars. Restricted net position is comprised of the following:

- 43% for property taxes dedicated to specific services such as flood control and fire protection
- 9% for numerous State imposed restrictions
- 13% for federal and state allocations for roads and health services
- 29% for federal imposed restrictions for federally-qualified health centers and housing programs
- 5% for grant, land use, and permit agreements

- 1% for various County imposed purposes

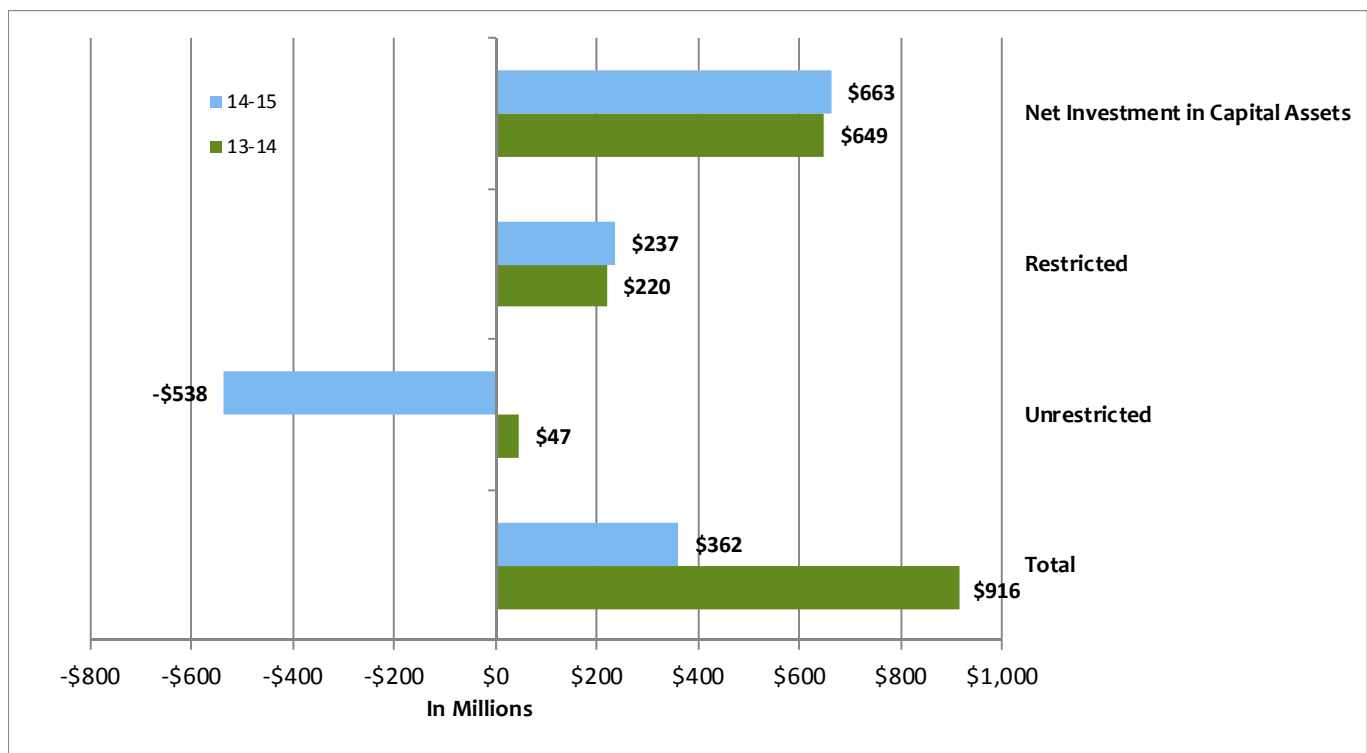
Restricted net position increased \$16,678, or 8%. Significant changes to restricted net position, by function, include:

- The Community Resources and Public Facility function increased \$8,524 as a result of Roads and the Water Agency's carryover funding for projects from the prior year.
- The Public Safety function increased \$4,533 due primarily to the Fire District's increases in property taxes and the Probation department's unspent Public Safety realignment funds (AB109).

Unrestricted net position

Unrestricted net position in the amount of -\$537,526, a decrease of 1,244% from prior year, is the change in resources available to fund County programs to citizens and debt obligations to creditors. The majority of positive unrestricted net position resides in the County's General Fund and the negative unrestricted net position is primarily the result of the County's unfunded pension and OPEB obligations.

Net Position



Management's Discussion and Analysis

County of Santa Barbara ~ Comprehensive Annual Financial Report for Year Ended June 30, 2015

Analysis of Governmental Activities

Changes in Net Position (in thousands)

	Governmental Activities		Business-type Activities		Total		Total	
	2014	2015	2014	2015	2014	2015	Dollar Change	Percent Change
	Revenues							
Program revenues:								
Charges for services	\$ 173,875	\$ 184,591	\$ 33,346	\$ 34,253	\$ 207,221	\$ 218,844	\$ 11,623	6%
Operating grants and contributions	332,533	346,620	1,038	987	333,571	347,607	14,036	4%
Capital grants and contributions	52,352	44	--	--	52,352	44	(52,308)	(100%)
Total program revenues	558,760	531,255	34,384	35,240	593,144	566,495	(26,649)	(4%)
General revenues:								
Property taxes	231,247	244,139	--	--	231,247	244,139	12,892	6%
Motor vehicle in-lieu tax	155	150	--	--	155	150	(5)	(3%)
Sales taxes	14,039	15,306	--	--	14,039	15,306	1,267	9%
Transient occupancy tax	7,539	8,550	--	--	7,539	8,550	1,011	13%
Unrestricted investment earnings	1,407	1,661	344	254	1,751	1,915	164	9%
Gain (loss) on sale of capital assets	73	258	13	(38)	86	220	134	156%
Other	8,027	8,216	--	--	8,027	8,216	189	2%
Total general revenues	262,487	278,280	357	216	262,844	278,496	15,652	6%
Total revenues	821,247	809,535	34,741	35,456	855,988	844,991	(10,997)	(1%)
Expenses								
Policy & executive	14,057	10,721	--	--	14,057	10,721	(3,336)	(24%)
Public safety	282,251	276,688	--	--	282,251	276,688	(5,563)	(2%)
Health & public assistance	319,565	335,132	--	--	319,565	335,132	15,567	5%
Community resources & public facilities	92,377	88,788	--	--	92,377	88,788	(3,589)	(4%)
General government & support services	33,931	37,766	--	--	33,931	37,766	3,835	11%
General county programs	3,980	2,462	--	--	3,980	2,462	(1,518)	(38%)
Interest on long-term debt	3,505	2,651	--	--	3,505	2,651	(854)	(24%)
Resource recovery	--	--	20,300	26,250	20,300	26,250	5,950	29%
Laguna sanitation	--	--	6,176	6,270	6,176	6,270	94	2%
Total expenses	749,666	754,208	26,476	32,520	776,142	786,728	10,586	1%
Excess (deficiency) of revenues over (under) expenses	71,581	55,327	8,265	2,936	79,846	58,263	(21,583)	(27%)
Transfers	(34)	-	34	-	--	--	--	--
Change in net position	71,547	55,327	8,299	2,936	79,846	58,263	(21,583)	(27%)
Net position - beginning	712,003	819,967	87,454	95,753	799,457	915,720	116,263	15%
Prior period adjustment	36,417	(601,341)	--	(10,639)	36,417	(611,980)	(648,397)	(1780%)
Net position - beginning, as restated	748,420	218,626	87,454	85,114	835,874	303,740	(532,134)	(64%)
Net position - ending	\$ 819,967	\$ 273,953	\$ 95,753	\$ 88,050	\$ 915,720	\$ 362,003	\$ (553,717)	(60%)

Governmental activities decreased the County's net position by \$546,014 to \$273,953 for the year ended June 30, 2015, accounting for 99% of the County's total decrease in net position. Governmental activities operating revenues exceeded operating expenditures by \$55,327. A prior period adjustment of \$601,341, is mostly the result of the County's unfunded pension and OPEB obligations.

Revenues

Total revenues for the County's Governmental Activities had an overall decrease from the prior year of \$11,712, or 1%, to \$809,535. However, adjusting for the prior year \$45,301 recording of the Santa Maria Levee (SML) Federal government capital contribution, operating revenue increased by 4%, or \$33,589. Revenues are divided into two categories: Program Revenues and General Revenues.

Program Revenues had an overall decrease of \$27,505, or 4.9%, to \$531,255 from the prior year; however, if adjusted for the Santa Maria Levee, program revenues increased by 3%. As an arm of the State government, a significant portion of charges for services and operating grants and contributions are tied to mandated services such as public assistance, health and Alcohol, Drug, & Mental Health Services (ADMHS). Total program revenues represent 66% of the County's funding for governmental activities.

- *Charges for services* increased \$10,716, or 6%, to \$184,591 primarily due to \$7,147 increase in health care fees, a \$6,493 increase in ADMHS State and Federal revenue, a \$1,811 increase in Fire incident reimbursements, a decrease in \$4,388 recycled affordable housing revenue, and a decrease of \$2,909 in grant and audit settlement revenue.

Management's Discussion and Analysis

County of Santa Barbara ~ Comprehensive Annual Financial Report for Year Ended June 30, 2015

- *Operating grants and contributions (intergovernmental revenues)* increased \$14,087 or 4%, to \$346,620 primarily due to a \$6,093 increase in Senate Bill (SB) 90 Mandated Costs reimbursement, a \$3,090 increase in Federal Cal Works Administration, a \$2,060 increase Proposition 172 monies, a \$3,622 increase in the State and Federal food stamp programs, a \$2,928 increase in Federal and State medical administration costs, offset by a \$4,508 decrease in Motor Vehicle In-Lieu taxes.
- *Capital grants and contributions (intergovernmental revenues)* decreased \$52,308, or 100%, to \$44 due primarily to a reduction in the number of donations to the County.

General Revenues had an overall increase of \$15,793 or 6% to \$278,280. These revenues included general taxes which provided the Board of Supervisors with the most discretionary spending ability. Since the formation of County government in the 1850's, basic public safety services such as sheriff, fire, and district attorney consume most of these resources. The increase in general revenues is due primarily to the following changes:

- *Property Tax Revenue* increased \$12,892, or 6%, to \$244,139.
- *Sales Tax Revenue* increased \$1,267, or 9%, to \$15,306.
- *Transient Occupancy Tax* revenue increased \$1,011, or 13%, to \$8,550.
- *Unrestricted Investment Earnings* increased \$254, or 18%, to \$1,661 due to interest paid by the State on pre-2004 SB 90 Mandate Reimbursements.

Expenses had an overall increase for governmental activities of \$4,542, or 1%, to \$754,208 from the prior year.

As a service delivery entity, the County's major cost component is salaries and benefits, amounting to 63% of the total County expenses. The average full-time equivalent (FTE) count for the County (including business-type activities) had a net increase of 140 FTEs from 3,961 in the prior year to 4,101 at June 30, 2015. The change in FTE adds approximately \$17 million in total salary and benefit costs to the on-going costs of County operations.

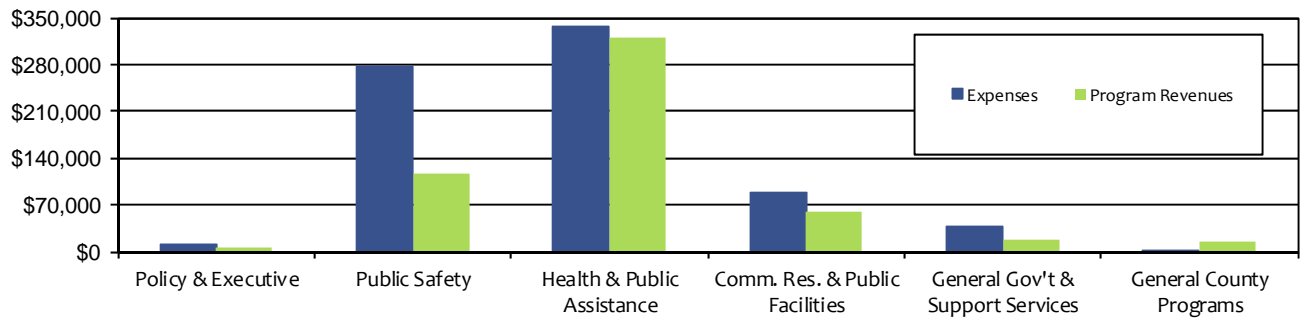
Program expenses for the County's governmental activities are generally attributable to the following factors:

- Total salaries and benefits expense decreased \$6,735, or 1.4%, to \$472,787 across all functions and is primarily made up of the following:
 - An increase in regular salary costs of \$12,737, or 5%, to \$283,990 primarily due additional positions and merit increases and cost of living adjustments (COLAs).
 - A decrease in retirement pension expense of \$34,215, or 28%, to \$88,105, due to accounting changes required by GASB Statement No. 68 for recording pension expense.
 - A increase in overtime costs of \$1,318, or 9%, to \$16,663.
 - An increase in health insurance costs of \$2,673, or 11%, to \$27,243.
 - An increase in reimbursable overtime cost of \$60, or 2%, to \$3,051 for fire incident responses.
 - An increase in extra help costs of \$2,412, or 25%, to \$11,936.
 - An increase in workers' compensation expense of \$2,010, or 19%, to \$12,784 due to a reduction in the workers' compensation actuarial liability.
 - An increase of \$5,722, or 29%, in Other Postemployment Benefits (OPEB) expense of \$25,219.
- Total services and supplies increased by \$9,263, or 6.3%, to \$157,431 across all functions and is primarily made up of the following:
 - An increase in payments to community based organizations of \$4,855, or 16%, to \$35,496.
 - An increase in pharmaceutical costs of \$2,078, or 53%, to \$6,010.
 - An increase in structure and ground maintenance costs of \$2,470, or 76%, to \$5,700.

Management's Discussion and Analysis

County of Santa Barbara ~ Comprehensive Annual Financial Report for Year Ended June 30, 2015

Program Expenses and Revenues - Governmental Activities

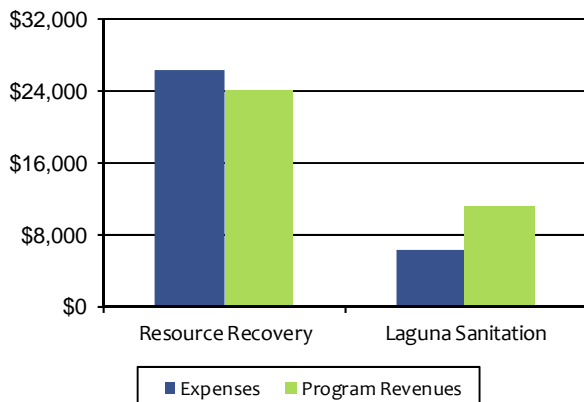


Analysis of Business-type Activities

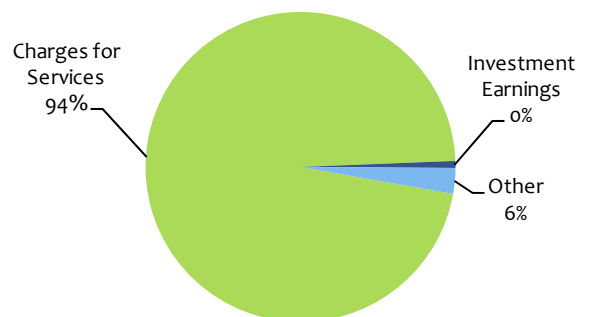
The net position of business-type activities decreased by 8%, or \$7,703, to \$88,050 which indicates these activities generated revenues sufficient to cover the costs of operations. (See discussion on Proprietary Funds in the next section.)

This decrease in net position is mainly a result of the recognition of the unfunded pension liability by Laguna Sanitation and Resource Recovery.

Program Expenses and Revenues Business-type Activities



Revenues by Source Business-type Activities



Management's Discussion and Analysis

County of Santa Barbara ~ Comprehensive Annual Financial Report for Year Ended June 30, 2015

Financial Analysis of the County's Fund Balances

Fund Balances

	<u>Nonspendable</u>	<u>Restricted</u>	<u>Committed</u>	<u>Unassigned</u>	<u>Total</u>
General Fund	\$ 11,042	\$ 22,946	\$ 61,887	\$ 3,242	\$ 99,117
Major Funds					
Roads	-	21,421	-	-	21,421
Public Health	-	20,016	5,445	-	25,461
Social Services	-	2,695	1,265	-	3,960
Alcohol Drug & Mental Health	-	8,148	-	-	8,148
Flood Control	52	67,736	-	-	67,788
Affordable Housing	-	6,055	-	-	6,055
Fire Projection	1,039	10,094	-	-	11,133
Capital Projects	-	2,112	9,430	-	11,542
Other Governmental Funds	38	23,879	2,502	-	26,419
Total Fund Balances	<u>\$ 12,171</u>	<u>\$ 185,102</u>	<u>\$ 80,529</u>	<u>\$ 3,242</u>	<u>\$ 281,044</u>

As noted earlier, the County uses fund accounting to demonstrate compliance with finance-related legal requirements.

Governmental Funds

The focus of the County's governmental funds is to provide information on near-term inflows, outflows, and balances of spendable resources (modified accrual basis of accounting). Such information is useful in assessing the County's financing requirements. In particular, total fund balance less the nonspendable portion is a useful measure of a government's resources available for spending at the end of the fiscal year.

At June 30, 2015, the County's Governmental Funds reported total fund balances of \$281,044, a \$17,796 increase in comparison with the prior year's total ending fund balances. The components of total fund balance are as follows (for more information see Note 18 – Fund Balances):

- *Nonspendable Fund Balance*, \$12,171, are amounts that are not spendable in form, or are legally or contractually required to be maintained intact, and are made up of (1) legally required Teeter Tax program loss reserves of \$7,442, (2) long-term receivables of \$4,673, and (3) prepaid expenses and deposits of \$56.
- *Restricted Fund Balance*, \$185,102, consists of amounts with constraints put on their use by

creditors, grantors, contributors, laws, regulations or enabling legislation. Examples of restrictions on funds are those for (1) purpose of fund (i.e., flood control), (2) grants for capital outlay, and (3) legislated amounts reserved for health care.

- *Committed Fund Balance*, \$80,529, consists of amounts for specific purposes determined by the Board of Supervisors, such as Strategic Reserve account of \$29,555 and Northern Branch Jail Operations account of \$7,900.
- *Unassigned Fund Balance*, \$3,242, represents the residual classification for the County's General Fund.

Approximately 96%, or \$268,873, of the total fund balances is spendable which means it is available to meet the County's current and future needs. With the approval of the Board of Supervisors, County management can earmark a portion of fund balance to a particular function, project or activity, and can also earmark it for purposes beyond the current year, within the constraints applied to the various categories of fund balance. With the exception of the nonspendable portion, fund balances are available for appropriation at any time.

Management's Discussion and Analysis

County of Santa Barbara ~ Comprehensive Annual Financial Report for Year Ended June 30, 2015

General Fund

The General Fund is the main operating fund of the County. The General Fund's total fund balance increased by 7%, or \$6,311, to \$99,117 at June 30, 2015.

The spendable portion of fund balance increased \$5,407 to \$88,075 due to positive operating results. The nonspendable portion of fund balance increased \$904 to \$11,042 due to additional property tax impounds related to oil property assessment appeals.

As a measure of the General Fund's liquidity, it is useful to compare both total fund balance and spendable fund balance to total fund expenditures. Total fund balance equates to 31% of total General Fund expenditures while spendable fund balance equates to 27% of total General Fund expenditures. Of the General Fund spendable fund balance, \$22,946, or 26% is restricted, and \$61,887, or 70%, is committed.

Some significant program committed amounts are:

- \$29,555 strategic reserve earmarked for severe economic downturns and emergencies,
- \$7,900 in New Jail Operations,
- \$3,541 in Program Restoration,
- \$3,393 for Contingencies, and
- \$2,000 for a Mental Health.

General Fund unassigned fund balance at year-end was \$3,242, a 5%, or \$163, decrease from the prior year.

Major Funds

As compared with the prior year, the total fund balances of the major funds increased 10%, or \$13,588, to \$155,508 with the following significant changes:

- The Roads fund for operations, maintenance, and infrastructure incurred expenditures of \$33,600 and finished the year with a \$169 decrease in fund balance to \$21,421. The fund balance is mainly due to carryover of project funds to the following year.
- The \$67,871 Public Health operation balanced its budget this year and increased fund balance in the amount of \$2,552 to \$25,461 mainly due to higher revenues than anticipated.
- The Federal and State funded Social Services safety net programs are among the largest in the County with expenditures of \$151,996. This year the department increased fund balances by a net of \$508 to \$3,960.

- The ADMHS fund, with expenditures of \$92,060, finished the year with an increase to fund balance of \$796 to \$8,148.
- The Flood Control District with expenditures of \$9,682 increased its fund balance by \$5,312 to \$67,788 mainly due to project funds carrying over to the following year.
- The Affordable Housing Fund finished the year with a fund balance to \$6,055.
- The Fire Protection District Fund, with expenditures of \$58,054, finished positive with an increase to fund balance of \$2,894 to \$11,133 due to positive operating results.
- The Capital Projects Fund increased by \$450 to \$11,542 due to increased General Fund contributions for planned capital projects.

Other Governmental Funds

The fund balances of nonmajor governmental funds as a whole decreased by \$2,103 to \$26,419. The significant changes occurred in the following funds:

- The Santa Barbara County Finance Corporation's fund balance decreased by \$1,567 to \$1,319 due to a reserve release related to a debt refinancing.
- The In-Home Supportive Services' (IHSS) fund balance decreased by \$1,059 due to a planned draw down to fund a portion of annual IHSS operations.

Proprietary Funds

The County's proprietary funds provide the same type of information found in the Governmentwide Financial Statements, but in more detail.

Total Enterprise Funds Net Positions, which at year-end were comprised of the Resource Recovery Fund and the Laguna Sanitation Fund, increased by \$2,963, or 3.1%, from the prior year. Resource Recovery Fund net position decreased by \$2,077, and Laguna Sanitation Fund net position increased by \$5,040. Revenues increased \$906, or 3%, to \$34,253. Non-operating revenues (expenses) decreased a net \$172. Operating revenue generated by the Resource Recovery Fund decreased \$256, and Laguna Sanitation user fee revenue increased \$1,162. Resource Recovery expenses increased \$5,804 and Laguna Sanitation expenses increased \$101.

Total internal service funds net position increased by \$1,862, or 4%, to \$45,458. The Risk Management and

Management's Discussion and Analysis

County of Santa Barbara ~ Comprehensive Annual Financial Report for Year Ended June 30, 2015

Insurance Fund's net position decreased \$1,236, or 41%, to \$1,778. This is due a reduction in self-insurance actuarial liabilities and pension liabilities.

The remaining internal service funds experienced the following changes: the Information Technology Services Fund increased net position by \$701, the

Vehicle Operations and Maintenance Fund had an increase in net position of \$1,693, the Utilities Fund had an increase in net position of \$117, and the Communications Services Fund had an increase in net position of \$587.

Capital Assets & Debt

Capital Assets

Capital Assets (net of depreciation, in thousands)

	Governmental Activities		Business-type Activities		Total		Total	
	2014	2015	2014	2015	2014	2015	Dollar Change	Percent Change
	Land	\$ 54,699	\$ 54,699	\$ 13,176	\$ 13,176	\$ 67,875	\$ 67,875	\$ --
Land easements	47,316	47,320	--	--	47,316	47,320	4	0%
Work in progress	56,383	48,818	2,797	616	59,180	49,434	(9,746)	(16%)
SCA assets	33,907	36,550	--	--	33,907	36,550	2,643	8%
Capital assets, not being depreciated	192,305	187,387	15,973	13,792	208,278	201,179	(7,099)	(3%)
Land improvements	11,756	17,001	304	293	12,060	17,294	5,234	43%
Structures and improvements	210,863	159,745	6,451	6,159	217,314	165,904	(51,410)	(24%)
Equipment and software	51,312	60,762	14,900	14,735	66,212	75,497	9,285	14%
Infrastructure	198,671	250,663	47,128	51,745	245,799	302,408	56,609	23%
Capital assets, net of accumulated depreciation	472,602	488,171	68,783	72,932	541,385	561,103	19,718	4%
Total	\$ 664,907	\$ 675,558	\$ 84,756	\$ 86,724	\$ 749,663	\$762,282	\$ 12,619	2%

During the fiscal year, the County's investment in capital assets increased by \$12,619, or 2%, to \$762,282 (net of accumulated depreciation/amortization). This investment is in a broad range of capital assets including land, land easements, work in progress (WIP), land improvements, structures and improvements, equipment and software, and infrastructure.

The County both purchases and constructs capital assets throughout the year. When a capital project will be completed in a subsequent fiscal year, related expenditures are recorded as WIP. In the year of completion, a project's WIP is allocated to the appropriate capital asset classification(s). In the current fiscal year, WIP had a net decrease of \$7,565 for governmental activities and decrease of \$2,181 for business-type activities, as WIP expenditures of \$28,076 were offset by project completions/disposals of \$35,641 for governmental funds.

The County completed and capitalized projects costing approximately \$26,772. Some major projects completed were as follows:

- General Government & Support Services – Santa Barbara Court House HVAC (\$1,213), Mural Room at the Santa Barbara Courthouse (\$533), Probation Remodel (\$197), Phase 1 of the Aumentum Property Tax and Cashier System (\$6,500).
- Community Resources & Public Facilities – Jonata Park Bridge (\$3,846), Black Road Bridge Rehab. (\$4,137), Cachuma Sewer Plant (\$407).
- Public Safety – Sheriff Helicopter Refurbishment (\$1,888).

As a result of Governmental Accounting Standards Board (GASB) reporting requirements, the County recorded \$36,550 in capital assets for improvements made to County property by operators of County service concession arrangements (SCAs). A related deferred inflow of resources was also recorded and is being amortized over the life of the existing SCA contracts. See Notes 8 and 17 of the Notes to the Financial Statements for more information on capital assets and deferred inflows of resources related to SCAs.

During the year, the County capitalized \$22,228 in equipment and software purchases, and also recorded

Management's Discussion and Analysis

County of Santa Barbara ~ Comprehensive Annual Financial Report for Year Ended June 30, 2015

depreciation/amortization of \$25,803 against its capital assets. Capital asset disposals for the fiscal year totaled \$1,131, net of accumulated depreciation.

Additional capital asset information, including depreciation, amortization, and outstanding CIP by project as of June 30, 2015, can be found in Note 7 of the Notes to the Financial Statements.

Debt

Outstanding Debt (in thousands)

	Governmental Activities		Business-type Activities		Total		Total	
	2014	2015	2014	2015	2014	2015	Dollar Change	Percent Change
	Capital lease obligations	\$ 3,013	\$ 2,686	\$ --	\$ --	\$ 3,013	\$ 2,686	\$ (327)
Certificates of participation	41,414	29,550	6,781	6,061	48,195	35,611	(12,584)	(26%)
Bonds and notes payable	17,070	23,580	8,203	7,462	25,273	31,042	5,769	23%
Total	\$ 61,497	\$ 55,816	\$ 14,984	\$ 13,523	\$ 76,481	\$ 69,339	\$ (7,142)	(9%)

At June 30, 2015, the County had total long-term debt outstanding of \$69,339. This amount was comprised of \$35,611 of certificates of participation (COP) issued by the County Finance Corporation, and secured by the County's lease rental payments with a covenant to budget and appropriate lease payments. It also includes \$31,042 of bonds and notes payable and \$2,686 of capital lease obligations.

The County's total long-term debt decreased by \$7,142, or 9%, during the fiscal year. The net decrease was due to the following: (1) -\$327 of payments for capital lease obligations, (2) -\$1,504 of payments for COP Debt and a -\$11,080 defeasance of COP debt (net decrease of -\$12,584), and (3) -\$4,156 of payments for bonds and notes payable as well as a bond issuance of \$9,925 (net increase of \$5,769). The bond issuance of \$9,925 was used to refund the defeasance of \$11,080 of COP debt.

The County maintains a Standard & Poor's 'SP-1+' rating for short-term notes and both a Standard & Poor's 'AA+' and a Moody's 'A1' for long-term certificates of participation.

Standard & Poor's, in its June 12, 2013 credit profile, assigned an 'AA+' rating to the County's appropriation debt.

The rationale behind the rating reflects the rating agency's view of:

- The long-term general creditworthiness of the County;
- The County's covenant to budget and appropriate debt payments; and

- Rental interruption insurance that covers sublease payments to offset risk to the bondholders.

The 'AA+' rating is based on the following long-term strengths of the County:

- A stable, moderately growing economic base with access to the broader Ventura and Los Angeles area economies;
- Consistent maintenance of very strong unreserved General Fund balances despite limited financial flexibility due to state mandates;
- An experienced management team that has implemented strong financial policies and prudent expenditure controls; and
- Low overall debt levels.

Standard & Poor's, in its May 29, 2013 rating of the County's fiscal year (FY) 13-14 \$35,000 Tax and Revenue Anticipation Notes (TRAN), states that the 'SP-1+' rating reflects their view of "the County's very strong underlying general credit characteristics; strong county-projected note repayment coverage of 1.78x at maturity; and very strong county-projected coverage of 3.21x at maturity..."

Additional information on the County's long-term debt can be found in Notes 10 through 13 in the Notes to the Financial Statements.

Management's Discussion and Analysis

County of Santa Barbara ~ Comprehensive Annual Financial Report for Year Ended June 30, 2015

Deferred Outflows of Resources & Deferred Inflows of Resources

Deferred Outflows of Resources

Deferred outflows of resources are new to the County's Statement of Net Position for this fiscal year. This classification balance, although similar to "assets," is set apart because these items do not meet the technical definition of being a County asset on the date of these financial statements. In other words, these amounts are not available to pay liabilities in the way assets are available. When all the recognition criteria are met, the deferred outflow of resources will become an expense/expenditure.

The most significant deferred outflow of resources reported are related to the implementation of GASB Statement No. 68 and GASB Statement No. 71 for pension liability reporting. GASB 71 requires that contributions made during the fiscal year to the retirement system be reported as deferred outflows of resources. Consequently, the majority of the deferred outflows of resources reported are comprised of current year contributions to the retirement system. However, there may be some deferred outflows of resources attributable to the various components that impact pension changes, and can include investment changes amortization, changes due to actuarial assumptions, and differences between expected or actual experience.

Deferred Inflows of Resources

Deferred inflows of resources are the counterpart to deferred outflows of resources on the Statement of Net Position. Deferred inflows of resources are not technically liabilities of the County as of the date of the financial statements. When all the recognition criteria are met, the deferred inflow of resources will become revenue or an increase to net position.

There are several different types of deferred inflows of resources being reported on the County's Statement of Net Position, which include pensions, housing loans, and service concession arrangements.

- Deferred inflows of resources related to pensions represent a net amount attributable to the various components that impact pension changes, and can include investment changes amortization, changes due to actuarial assumptions, and differences between expected or actual experience.

- Deferred inflows of resources related to housing loans represent expected future proceeds when (forgivable) loan principal and interest due to the County is repaid. The amounts for deferred inflows of resources for the housing loans are the same as prior year (the County chose to report the prior year balances because of the low repayment activity from payments and payoffs occurring during the fiscal year and because staff turnover caused a delay in updating such repayment activity accordingly).
- Deferred inflows of resources related to service concession arrangements (SCAs) reflect expected future proceeds from revenue-sharing agreements with organizations that operate County-owned facilities. The change from prior year to current year represents installment payments received from the concession arrangements, and for the amortization of SCA capital asset improvements.

See Note 17 for more information on deferred outflows of resources and deferred inflows of resources.

Management's Discussion and Analysis

County of Santa Barbara ~ Comprehensive Annual Financial Report for Year Ended June 30, 2015

General Fund Budgetary Highlights

The County's final budget appropriations for expenditures for the General Fund differ from the original budget by supplemental appropriations of \$5,417, or 2%. The major changes in appropriations are as follows:

- Salaries and benefits increased \$1,078 due to additional appropriations for overtime in the Sheriff's department.
- Services, supplies and other charges increased \$3,189 made up primarily of increased professional service costs, special project costs and capital type projects generally related to activities in Planning and Development, Parks and General Services departments.
- Capital asset appropriations increased \$1,149. This increase is mostly due to additional appropriations for equipment and software in the Sheriff department.

Revenues: General Fund revenues were \$26 less than total adjusted budget revenue estimates.

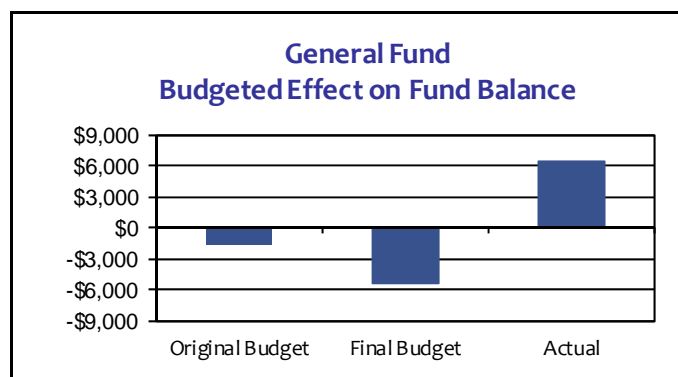
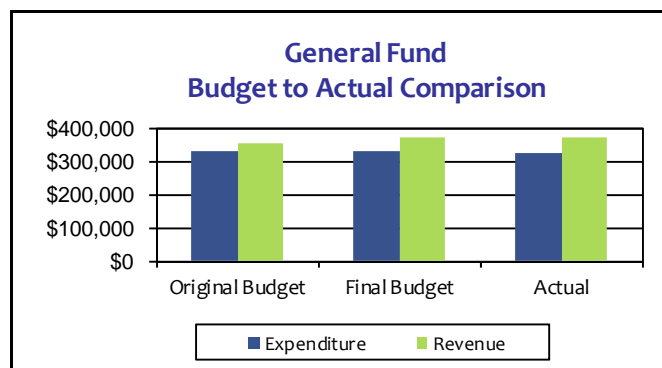
- Tax revenues outperformed revenue estimates by a \$3,823, or 1.9%, primarily due to better than expected estimates for Property Tax, Transient Occupancy Tax, and Sales Tax growth.
- Licenses, permits, and franchise revenues had a negative \$1,259 variance from revenue estimates due less than anticipated revenue for land uses, building, and energy permits.
- Fines, forfeitures, and penalties revenue was \$783 more due to higher than estimated penalty collections associated with delinquent property tax payments.
- Interest earnings were lower than budget estimates by \$489 due to investment returns that were less than estimated.
- Intergovernmental revenues were less than budgeted estimates by \$1,729 due primarily to the County recording less revenue than anticipated from a reimbursement by the State of SB 90 revenues. The ADMHS department determined it had claimed a portion of the reimbursement as a claim against another grant and that portion of the reimbursement was recorded as unearned revenue and will be returned to the State.

- Charges for services were less than revenue estimates by \$1,039 primarily due to lower than expected environmental resource services reimbursements in the Planning department.

Expenditures: The variance between the final budget and actual expenditures resulted in \$11,052 of unspent appropriations. Key variances are as follows: salary and benefit cost savings of approximately \$4,975 resulting from unfilled positions; \$5,281 resulting from unspent appropriations for services, supplies, and other charges across all functions; and \$795 resulting from capital assets budgeted, but not procured in this fiscal cycle.

By year-end, appropriation savings offset by unrealized revenues reduced the budget plan to draw upon fund balance: the General Fund's equity position increased \$6,311, versus the adjusted budget plan to draw on fund equity by -\$5,503.

The General Fund Budget to Actual schedule can be found on page 113 of this report.



Management's Discussion and Analysis

County of Santa Barbara ~ Comprehensive Annual Financial Report for Year Ended June 30, 2015

Economic Factors and Next Year's Budget and Rates

The following factors were considered in preparing the County's operating budget for fiscal year (FY) 2015-16:

The budget is projecting a continued moderate and sustainable growth in County revenues. For budget year FY 15-16 local taxes are estimated to continue to improve in the following ranges: Property Taxes 4-6%, Transient Occupancy taxes 4-6%, and Retail Sales taxes 4-6%. The adopted budget estimates are on the conservative side of the range.

Total Governmental Fund revenues showed an increase of 5%, or \$34,300, comparing FY 15-16 budget to FY 14-15 actual revenues. Although the FY 2015-16 budget shows an increase in General Fund general revenues of 1%, or \$3,619, compared to FY 14-15 actual revenues, the prior year included a one-time receipt of funds. SB 90 State mandate reimbursements years dating back prior to FY 04-05 were received in the amount of \$5,172 and \$1,190 in interest. If adjusted, the estimate for County General Fund general revenues increases 3%, or \$9,982.

The budget appropriations for total Governmental Fund expenditures for FY 15-16 includes an 11%, or \$493 million, increase when compared to FY 14-15 actual and

only 3%, or \$2,344, when compared to the prior year adjusted budget. The budget includes funding for a moderate amount of new positions, and moderate increases for salary COLA's, employee benefits and a small reduction in retirement contribution rates.

The State again adopted an on-time budget and its financial condition continues to improve. The improving condition of State finances is helping the County's own effort to sustain its local budget. The Affordable Care Act is also affecting State and Federal County Health and Human Services program funding.

As of June 30, 2015, the available spendable General Fund balance was \$88,075. Of this amount, \$22,946 was Restricted and \$61,887 was Committed but remains available for appropriation. The County's General Fund ended with \$3,242 of Unassigned fund balance at June 30, 2015. The County's Recommended performance-based FY 15-17 budget and the County's Five Year Capital Improvement Program can be found at www.countyofsb.org/ceo under the Budget heading.

Requests for Information

This financial report is designed to provide a general overview of the County's finances for all interested parties. Questions concerning any of the information provided in this report or requests for additional information should be addressed to Santa Barbara

County Auditor-Controller, PO Box 39, Santa Barbara, CA 93102-0039. The County's Comprehensive Annual Financial Report and Financial Highlights publications can also be found on the County's website at <http://cosb.countyofsb.org/auditor/default.aspx?id=1234>.



BASIC FINANCIAL STATEMENTS

COUNTY OF SANTA BARBARA, CALIFORNIA
STATEMENT OF NET POSITION
GOVERNMENTWIDE
June 30, 2015 (in thousands)

	Governmental Activities	Business-type Activities	Total
Assets			
Cash and investments (Note 4)	\$ 307,222	\$ 35,657	\$ 342,879
Accounts receivable, net:			
Taxes	26,345	--	26,345
Licenses, permits, and franchises	494	231	725
Fines, forfeitures, and penalties	318	--	318
Use of money and property	1,923	109	2,032
Intergovernmental	44,544	36	44,580
Charges for services	19,463	2,343	21,806
Other	1,268	325	1,593
Internal balances	2,228	(2,228)	--
Inventories	258	262	520
Prepaid items	50	--	50
Notes receivable	14,220	--	14,220
Other receivables	6,167	23	6,190
Restricted cash and investments (Note 5)	19,614	19,107	38,721
Housing loans receivable (Note 6)	38,788	--	38,788
Housing loans interest receivable (Note 6)	5,878	--	5,878
Capital assets, not being depreciated/amortized (Note 7)	187,387	13,792	201,179
Capital assets, net of accumulated depreciation/amortization (Note 7)	488,171	72,932	561,103
Total assets	<u>1,164,338</u>	<u>142,589</u>	<u>1,306,927</u>
Deferred outflows of resources (Note 17)			
Deferred social services	514	--	514
Deferred pensions	115,087	2,069	117,156
Total deferred outflows of resources	<u>115,601</u>	<u>2,069</u>	<u>117,670</u>
Liabilities			
Accounts payable	19,746	821	20,567
Salaries and benefits payable	32,195	647	32,842
Interest payable	238	37	275
Other payables	5,767	--	5,767
Advances from grantors and third parties (Note 9)	21,419	--	21,419
Unearned revenue	1,582	--	1,582
Customer deposits payable	7,978	232	8,210
Long-term liabilities (Note 10):			
Portion due within one year:			
Compensated absences (Note 10)	27,954	595	28,549
Capital lease obligations (Note 11)	345	--	345
Certificates of participation, net (Note 12)	883	717	1,600
Bonds and notes payable (Note 13)	2,890	757	3,647
Liability for self-insurance claims (Note 14)	7,047	--	7,047
Landfill closure/postclosure care costs (Note 16)	--	439	439
Portion due in more than one year:			
Compensated absences (Note 10)	3,548	77	3,625
Capital lease obligations (Note 11)	2,341	--	2,341
Certificates of participation, net (Note 12)	28,667	5,344	34,011
Other long-term obligations (Note 10)	2,740	--	2,740
Bonds and notes payable (Note 13)	20,690	6,705	27,395
Liability for self-insurance claims (Note 14)	17,195	--	17,195
Estimated litigation liability (Note 14)	203	--	203
Landfill closure/postclosure care costs (Note 16)	--	26,355	26,355
Other postemployment benefits (OPEB) obligation (Note 22)	89,778	1,915	91,693
Net pension liability (Note 21)	555,652	9,808	565,460
Total liabilities	<u>848,858</u>	<u>54,449</u>	<u>903,307</u>
Deferred inflows of resources (Note 17)			
Deferred service concession arrangements	33,096	--	33,096
Deferred housing loan payments	3,948	--	3,948
Deferred pensions	120,084	2,159	122,243
Total deferred inflows of resources	<u>157,128</u>	<u>2,159</u>	<u>159,287</u>
Net position			
Net investment in capital assets	588,989	73,988	662,977
Restricted for (Note 19):			
Public safety	28,640	--	28,640
Health & public assistance	37,477	--	37,477
Community resources & public facilities	152,739	--	152,739
General government & support services	4,960	--	4,960
General county programs	12,736	--	12,736
Unrestricted	(551,588)	14,062	(537,526)
Total net position	<u>\$ 273,953</u>	<u>\$ 88,050</u>	<u>\$ 362,003</u>

The notes to the financial statements are an integral part of this statement.

COUNTY OF SANTA BARBARA, CALIFORNIA
STATEMENT OF ACTIVITIES
GOVERNMENTWIDE
FOR THE FISCAL YEAR ENDED June 30, 2015 (in thousands)

Functions/Programs	Program Revenues						Net (Expense) Revenue and Changes in Net Position		
	Direct Expenses	Indirect Expenses	Total Expenses	Charges for Services	Operating	Capital	Governmental Activities	Business-type Activities	Total
					Grants and Contributions	Grants and Contributions			
Governmental activities:									
Policy & executive	\$ 15,741	\$ (5,020)	\$ 10,721	\$ 4,259	\$ 1,009	\$ --	\$ (5,453)	\$ --	\$ (5,453)
Public safety	271,134	5,554	276,688	44,118	71,449	--	(161,121)	--	(161,121)
Health & public assistance	330,552	4,580	335,132	86,215	234,337	--	(14,580)	--	(14,580)
Community resources & public facilities	84,462	4,326	88,788	27,537	31,249	44	(29,958)	--	(29,958)
General government & support services	47,456	(9,690)	37,766	13,577	2,940	--	(21,249)	--	(21,249)
General county programs	2,535	(73)	2,462	8,885	5,636	--	12,059	--	12,059
Interest on long-term debt	2,651	--	2,651	--	--	--	(2,651)	--	(2,651)
Total governmental activities	<u>754,531</u>	<u>(323)</u>	<u>754,208</u>	<u>184,591</u>	<u>346,620</u>	<u>44</u>	<u>(222,953)</u>	<u>--</u>	<u>(222,953)</u>
Business-type activities:									
Resource Recovery	25,997	253	26,250	23,184	860	--	--	(2,206)	(2,206)
Laguna Sanitation	6,200	70	6,270	11,069	127	--	--	4,926	4,926
Total business-type activities	<u>32,197</u>	<u>323</u>	<u>32,520</u>	<u>34,253</u>	<u>987</u>	<u>--</u>	<u>--</u>	<u>2,720</u>	<u>2,720</u>
Total primary government	<u>\$ 786,728</u>	<u>\$ --</u>	<u>\$ 786,728</u>	<u>\$ 218,844</u>	<u>\$ 347,607</u>	<u>\$ 44</u>	<u>(222,953)</u>	<u>2,720</u>	<u>(220,233)</u>
General Revenues:									
Taxes:									
Property							180,498	--	180,498
Sales							8,768	--	8,768
Transient occupancy							8,550	--	8,550
Payments in lieu of taxes							3,933	--	3,933
Motor vehicle in-lieu tax							150	--	150
Franchise fees							3,301	--	3,301
Other general revenues							982	--	982
Restricted for community resources and public facilities:									
Sales tax, allocated to roads							6,538	--	6,538
Property tax, levied for flood control districts							9,374	--	9,374
Property tax, levied for county service areas							1,207	--	1,207
Property tax, levied for water agency							2,470	--	2,470
Property tax, levied for lighting districts							432	--	432
Property tax, levied for community facilities districts							501	--	501
Property tax, residual distribution from the redevelopment property tax trust fund							7,026	--	7,026
Restricted for public safety:									
Property tax, levied for fire district							42,631	--	42,631
Unrestricted investment earnings							1,661	254	1,915
Gain (loss) on sale of capital assets							258	(38)	220
Total general revenues							<u>278,280</u>	<u>216</u>	<u>278,496</u>
Change in net position							<u>55,327</u>	<u>2,936</u>	<u>58,263</u>
Net position - beginning							819,967	95,753	915,720
Prior period adjustment (Note 24)							(601,341)	(10,639)	(611,980)
Net position - beginning, as restated							<u>218,626</u>	<u>85,114</u>	<u>303,740</u>
Net position - ending							<u>\$ 273,953</u>	<u>\$ 88,050</u>	<u>\$ 362,003</u>

The notes to the financial statements are an integral part of this statement.

COUNTY OF SANTA BARBARA, CALIFORNIA
BALANCE SHEET
GOVERNMENTAL FUNDS
June 30, 2015 (in thousands)

	General	Roads	Public Health	Social Services	ADMHS
Assets and deferred outflows of resources					
Assets:					
Cash and investments (Note 4)	\$ 64,698	\$ 22,184	\$ 23,207	\$ 254	\$ 13,359
Accounts receivable, net:					
Taxes	26,159	--	--	--	--
Licenses, permits, and franchises	482	12	--	--	--
Fines, forfeitures, and penalties	13	--	--	--	--
Use of money and property	1,624	25	25	21	42
Intergovernmental	10,610	3,216	5,891	15,349	5,120
Charges for services	1,495	2,209	992	--	10,132
Other	279	8	235	19	--
Due from other funds (Note 20)	2,526	435	--	--	554
Prepaid items	50	--	--	--	--
Other receivables	3,535	38	--	--	8
Advances to other funds (Note 20)	1,760	--	--	--	--
Restricted cash and investments (Note 5)	15,198	--	--	--	--
Housing loans receivable	500	--	--	--	--
Housing loans interest receivable	--	--	--	--	--
Total assets	<u>128,929</u>	<u>28,127</u>	<u>30,350</u>	<u>15,643</u>	<u>29,215</u>
Deferred outflows of resources:					
Deferred social services	--	--	--	514	--
Total assets and deferred outflows of resources	<u>\$ 128,929</u>	<u>\$ 28,127</u>	<u>\$ 30,350</u>	<u>\$ 16,157</u>	<u>\$ 29,215</u>
Liabilities, deferred inflows of resources, and fund balances					
Liabilities:					
Accounts payable	\$ 2,444	\$ 1,007	\$ 978	\$ 116	\$ 10,694
Salaries and benefits payable	15,983	777	3,092	4,878	2,589
Other payables	41	410	190	6	7,557
Advances from grantors and third parties (Note 9)	965	4,317	--	6,189	227
Unearned revenue	1,582	--	--	--	--
Due to other funds (Note 20)	554	--	258	1,008	--
Customer deposits payable	7,743	195	--	--	--
Total liabilities	<u>29,312</u>	<u>6,706</u>	<u>4,518</u>	<u>12,197</u>	<u>21,067</u>
Deferred inflows of resources:					
Deferred housing loan payments	500	--	--	--	--
Deferred miscellaneous unavailable revenue	--	--	371	--	--
Total deferred inflows of resources	<u>500</u>	<u>--</u>	<u>371</u>	<u>--</u>	<u>--</u>
Fund balances (Note 18):					
Nonspendable	11,042	--	--	--	--
Restricted	22,946	21,421	20,016	2,695	8,148
Committed	61,887	--	5,445	1,265	--
Unassigned	3,242	--	--	--	--
Total fund balances	<u>99,117</u>	<u>21,421</u>	<u>25,461</u>	<u>3,960</u>	<u>8,148</u>
Total liabilities, deferred inflows of resources, and fund balances	<u>\$ 128,929</u>	<u>\$ 28,127</u>	<u>\$ 30,350</u>	<u>\$ 16,157</u>	<u>\$ 29,215</u>

The notes to the financial statements are an integral part of this statement.

Flood Control District	Affordable Housing	Fire Protection District	Capital Projects	Other Governmental Funds	Total Governmental Funds	
\$ 69,356	\$ 5,933	\$ 9,739	\$ 18,177	\$ 24,347	\$ 251,254	Assets and deferred outflows of resources
--	--	186	--	--	26,345	Assets:
--	--	--	--	--	494	Cash and investments (Note 4)
--	--	--	--	305	318	Accounts receivable, net:
71	6	12	12	27	1,865	Taxes
450	634	533	--	2,741	44,544	Licenses, permits, and franchises
--	--	3,838	--	309	18,975	Fines, forfeitures, and penalties
--	554	--	4	114	1,213	Use of money and property
--	--	--	--	--	3,515	Intergovernmental
--	--	--	--	--	50	Charges for services
48	39	1,039	--	38	4,745	Other
--	--	--	--	--	3,515	Due from other funds (Note 20)
--	--	--	--	--	50	Prepaid items
--	2,587	--	604	1,215	19,604	Other receivables
--	38,288	--	--	--	38,788	Advances to other funds (Note 20)
--	5,878	--	--	--	5,878	Restricted cash and investments (Note 5)
69,925	53,919	15,347	18,797	29,096	419,348	Housing loans receivable
--	--	--	--	--	514	Housing loans interest receivable
\$ 69,925	\$ 53,919	\$ 15,347	\$ 18,797	\$ 29,096	\$ 419,862	Total assets
--	--	--	--	--	514	Deferred outflows of resources:
--	--	--	--	--	514	Deferred social services
\$ 69,925	\$ 53,919	\$ 15,347	\$ 18,797	\$ 29,096	\$ 419,862	Total assets and deferred outflows of resources
						Liabilities, deferred inflows of resources, and fund balances
\$ 510	\$ 662	\$ 380	\$ 866	\$ 1,468	\$ 19,125	Liabilities:
286	27	3,241	--	797	31,670	Accounts payable
40	--	--	246	2	8,492	Salaries and benefits payable
172	2,484	568	6,143	354	21,419	Other payables
--	--	--	--	--	1,582	Advances from grantors and third parties (Note 9)
1,129	525	--	--	41	3,515	Unearned revenue
--	--	25	--	15	7,978	Due to other funds (Note 20)
2,137	3,698	4,214	7,255	2,677	93,781	Customer deposits payable
--	44,166	--	--	--	44,666	Total liabilities
--	--	--	--	--	371	Deferred inflows of resources:
--	44,166	--	--	--	45,037	Deferred housing loan payments
						Deferred miscellaneous unavailable revenue
52	--	1,039	--	38	12,171	Fund balances (Note 18):
67,736	6,055	10,094	2,112	23,879	185,102	Nonspendable
--	--	--	9,430	2,502	80,529	Restricted
--	--	--	--	--	3,242	Committed
67,788	6,055	11,133	11,542	26,419	281,044	Unassigned
\$ 69,925	\$ 53,919	\$ 15,347	\$ 18,797	\$ 29,096	\$ 419,862	Total fund balances
						Total liabilities, deferred inflows of resources, and fund balances

COUNTY OF SANTA BARBARA, CALIFORNIA
BALANCE SHEET
GOVERNMENTAL FUNDS
June 30, 2015 (in thousands)

Amounts reported for governmental activities in the Statement of Net Position are different because (Note 3):

	Total fund balances - governmental funds	\$ 281,044
(1)	Capital assets used in governmental activities are not current financial resources and, therefore, are not reported in the balance sheet.	647,725
(2)	Note receivable for governmental activities from the RDA Successor Agency private-purpose trust fund.	14,220
(3)	Other receivable not due in the current period is not a current financial resource, therefore, it is not reported in the balance sheet.	660
(4)	Deferred outflows of resources reported in the Statement of Net Position.	113,400
(5)	Long-term liabilities are not due and payable in the current period and, therefore, are not reported in the balance sheet.	(718,452)
(6)	Accrued interest on long-term debt.	(238)
(7)	Other long-term assets are not available to pay for current period expenditures and, therefore, are deferred in the governmental funds and recognized as revenue in the Statement of Activities.	45,037
(8)	Deferred inflows of resources reported in the Statement of Net Position.	(155,369)
(9)	Internal Service Funds are used by management to charge the costs of fleet management, information technology, risk management, communications, and utility services to individual funds. The assets and liabilities of the Internal Service Funds are included in the governmental activities in the Statement of Net Position.	45,458
(10)	Adjustment for Internal Service Funds are necessary to "close" those funds by charging additional amounts to participating business-type activities to completely cover the Internal Service Funds' costs for the year.	<u>468</u>
	Net position of governmental activities (page 31)	<u>\$ 273,953</u>

The notes to the financial statements are an integral part of this statement.



COUNTY OF SANTA BARBARA, CALIFORNIA
STATEMENT OF REVENUES, EXPENDITURES, AND CHANGES IN FUND BALANCES
GOVERNMENTAL FUNDS
FOR THE FISCAL YEAR ENDED June 30, 2015 (in thousands)

	General	Roads	Public Health	Social Services	ADMHS
Revenues					
Taxes	\$ 204,311	\$ 7,515	\$ --	\$ --	\$ --
Licenses, permits, and franchises	13,038	453	42	80	--
Fines, forfeitures, and penalties	5,577	--	656	5	3
Use of money and property	3,094	117	111	200	164
Intergovernmental	77,900	19,420	19,985	144,380	48,232
Charges for services	61,626	646	41,380	--	32,514
Other	4,547	210	4,018	905	463
Total revenues	<u>370,093</u>	<u>28,361</u>	<u>66,192</u>	<u>145,570</u>	<u>81,376</u>
Expenditures					
Current:					
Policy & executive	15,563	--	--	--	--
Public safety	206,076	--	--	--	--
Health & public assistance	9,908	--	67,871	151,996	92,060
Community resources & public facilities	39,434	33,600	--	--	--
General government & support services	47,157	--	--	--	--
General county programs	3,090	--	--	--	--
Debt service:					
Principal	--	--	--	--	--
Interest	--	--	--	--	--
Capital outlay	--	--	--	--	--
Total expenditures	<u>321,228</u>	<u>33,600</u>	<u>67,871</u>	<u>151,996</u>	<u>92,060</u>
Excess (deficiency) of revenues over (under) expenditures	<u>48,865</u>	<u>(5,239)</u>	<u>(1,679)</u>	<u>(6,426)</u>	<u>(10,684)</u>
Other financing sources (uses)					
Transfers in (Note 20)	6,990	4,997	7,062	7,146	12,459
Transfers out (Note 20)	(49,567)	(24)	(2,831)	(212)	(980)
Proceeds from sale of capital assets	23	97	--	--	1
Long-term debt issued	--	--	--	--	--
Total other financing sources (uses)	<u>(42,554)</u>	<u>5,070</u>	<u>4,231</u>	<u>6,934</u>	<u>11,480</u>
Net change in fund balances	6,311	(169)	2,552	508	796
Fund balances - beginning	92,806	21,590	22,909	3,452	7,352
Fund balances - ending	<u>\$ 99,117</u>	<u>\$ 21,421</u>	<u>\$ 25,461</u>	<u>\$ 3,960</u>	<u>\$ 8,148</u>

The notes to the financial statements are an integral part of this statement.

Flood Control District	Affordable Housing	Fire Protection District	Capital Projects	Other Governmental Funds	Total Governmental Funds	
\$ 9,679	\$ --	\$ 43,209	\$ --	\$ 4,698	\$ 269,412	Revenues
--	--	20	--	27	13,660	Taxes
--	--	--	--	3,340	9,581	Licenses, permits, and franchises
318	33	28	27	810	4,902	Fines, forfeitures, and penalties
1,223	2,878	3,440	1,020	22,329	340,807	Use of money and property
3,573	144	16,210	193	5,351	161,637	Intergovernmental
39	3,283	410	2,006	3,152	19,033	Charges for services
14,832	6,338	63,317	3,246	39,707	819,032	Other
						Total revenues
						Expenditures
						Current:
--	--	--	--	--	15,563	Policy & executive
--	--	58,054	825	16,256	281,211	Public safety
--	--	--	--	21,749	343,584	Health & public assistance
9,682	3,740	--	65	6,922	93,443	Community resources & public facilities
--	--	--	73	127	47,357	General government & support services
--	--	--	--	100	3,190	General county programs
						Debt service:
--	--	--	--	15,318	15,318	Principal
--	--	--	--	2,516	2,516	Interest
--	--	--	8,353	--	8,353	Capital outlay
9,682	3,740	58,054	9,316	62,988	810,535	Total expenditures
5,150	2,598	5,263	(6,070)	(23,281)	8,497	Excess (deficiency) of revenues over (under) expenditures
						Other financing sources (uses)
33	--	829	6,561	14,228	60,305	Transfers in (Note 20)
(37)	(1,353)	(3,258)	(41)	(2,975)	(61,278)	Transfers out (Note 20)
166	--	60	--	--	347	Proceeds from sale of capital assets
--	--	--	--	9,925	9,925	Long-term debt issued
162	(1,353)	(2,369)	6,520	21,178	9,299	Total other financing sources (uses)
5,312	1,245	2,894	450	(2,103)	17,796	Net change in fund balances
62,476	4,810	8,239	11,092	28,522	263,248	Fund balances - beginning
\$ 67,788	\$ 6,055	\$ 11,133	\$ 11,542	\$ 26,419	\$ 281,044	Fund balances - ending

COUNTY OF SANTA BARBARA, CALIFORNIA
STATEMENT OF REVENUES, EXPENDITURES, AND CHANGES IN FUND BALANCES
GOVERNMENTAL FUNDS
FOR THE FISCAL YEAR ENDED June 30, 2015 (in thousands)

Amounts reported for governmental activities in the Statement of Activities are different because:

Net change in fund balances - governmental funds	\$ 17,796
<u>Capital assets:</u>	
(1) The acquisition of capital assets uses current financial resources but has no effect on net position.	24,594
(2) The cost of capital assets is allocated over their estimated useful lives and reported as depreciation/amortization expense in the statement of activities.	(17,919)
(3) The proceeds from the sale of capital assets provide current financial resources but have no effect on net position.	(347)
(4) The net gain on the disposal of capital assets does not affect current financial resources but increases net position.	165
<u>Long-term debt:</u>	
(5) The issuance of long-term debt provides current financial resources to the funds but has no effect on net position.	(9,925)
(6) Principal payments on long-term debt use current financial resources but have no effect on net position.	15,318
<u>Measurement focus:</u>	
(7) Revenues in the statement of activities that do not provide current financial resources are not reported as revenues in the governmental funds.	427
(8) Some expenses reported in the statement of activities do not require the use of current financial resources and, therefore, are not reported as expenditures in governmental funds:	
Change in interest payable liability	97
Change in compensated absences liability	(57)
Change in estimated litigation liability	592
Change in accrued other postemployment benefits (OPEB) liability	(16,361)
Change in accrued net pension liability	39,104
Amortization of bond premiums/discounts and issuance costs	(46)
<u>Internal service funds:</u>	
(9) Internal service funds are used by management to charge the costs of information technology, fleet management, risk management, communication services, and utilities to individual funds. The net revenue of internal service funds is reported within governmental activities.	1,889
Change in net position of governmental activities	<u>\$ 55,327</u>

The notes to the financial statements are an integral part of this statement.



COUNTY OF SANTA BARBARA, CALIFORNIA
STATEMENT OF NET POSITION
PROPRIETARY FUNDS
June 30, 2015 (in thousands)

	Business-type Activities - Enterprise Funds			Governmental
	Resource Recovery	Laguna Sanitation	Total	Activities- Internal Service Funds
Assets				
Current assets:				
Cash and investments (Note 4)	\$ 15,958	\$ 19,699	\$ 35,657	\$ 55,968
Accounts receivable, net:				
Licenses, permits, and franchises	231	--	231	--
Use of money and property	89	20	109	58
Intergovernmental	36	--	36	--
Charges for services	1,692	651	2,343	488
Other	325	--	325	55
Inventories	234	28	262	258
Total current assets	<u>18,565</u>	<u>20,398</u>	<u>38,963</u>	<u>56,827</u>
Noncurrent assets:				
Other receivables	--	23	23	762
Restricted cash and investments (Notes 4 & 5)	18,983	124	19,107	10
Capital assets, not being depreciated/amortized (Note 7)	9,512	4,280	13,792	--
Capital assets, net of accumulated depreciation/amortization (Note 7)	45,446	27,486	72,932	27,833
Total noncurrent assets	<u>73,941</u>	<u>31,913</u>	<u>105,854</u>	<u>28,605</u>
Total assets	<u>92,506</u>	<u>52,311</u>	<u>144,817</u>	<u>85,432</u>
Deferred outflows of resources				
Deferred pensions	1,681	388	2,069	1,687
Total deferred outflows of resources	<u>1,681</u>	<u>388</u>	<u>2,069</u>	<u>1,687</u>
Liabilities				
Current liabilities:				
Accounts payable	676	145	821	621
Salaries and benefits payable	516	131	647	525
Interest payable	9	28	37	--
Other payables	--	--	--	15
Customer deposits payable	108	124	232	--
Compensated absences (Note 10)	488	107	595	488
Certificates of participation payable (Note 12)	717	--	717	--
Bonds and notes payable (Note 13)	--	757	757	335
Liability for self-insurance claims (Note 14)	--	--	--	7,047
Landfill closure/postclosure care costs (Note 16)	439	--	439	--
Total current liabilities	<u>2,953</u>	<u>1,292</u>	<u>4,245</u>	<u>9,031</u>
Noncurrent liabilities:				
Compensated absences (Note 10)	77	--	77	244
Certificates of participation payable, net (Note 12)	5,344	--	5,344	--
Bonds and notes payable (Note 13)	--	6,705	6,705	3,920
Liability for self-insurance claims (Note 14)	--	--	--	17,195
Landfill closure/postclosure care costs (Note 16)	26,355	--	26,355	--
Advances payable (Note 20)	1,760	--	1,760	--
OPEB obligation (Note 22)	1,554	361	1,915	1,635
Net pension liability	7,846	1,962	9,808	7,877
Total noncurrent liabilities	<u>42,936</u>	<u>9,028</u>	<u>51,964</u>	<u>30,871</u>
Total liabilities	<u>45,889</u>	<u>10,320</u>	<u>56,209</u>	<u>39,902</u>
Deferred inflows of resources				
Deferred pensions	1,754	405	2,159	1,759
Total deferred inflows of resources	<u>1,754</u>	<u>405</u>	<u>2,159</u>	<u>1,759</u>
Net position				
Net investment in capital assets	49,686	24,304	73,990	23,578
Unrestricted	(3,142)	17,670	14,528	21,880
Total net position	<u>\$ 46,544</u>	<u>\$ 41,974</u>	<u>88,518</u>	<u>\$ 45,458</u>
Adjustment to reflect the allocation of the internal service funds' cumulative net loss			(468)	
Net position of business-type activities			<u>\$ 88,050</u>	

The notes to the financial statements are an integral part of this statement.

COUNTY OF SANTA BARBARA, CALIFORNIA
STATEMENT OF REVENUES, EXPENSES, AND CHANGES IN FUND NET POSITION
PROPRIETARY FUNDS
FOR THE FISCAL YEAR ENDED June 30, 2015 (in thousands)

	Business-type Activities - Enterprise Funds			Governmental Activities - Internal Service Funds
	Resource Recovery	Laguna Sanitation	Total	
Operating revenues				
Charges for services	\$ 17,306	\$ 11,017	\$ 28,323	\$ 51,024
Sale of scrap and recyclables	2,473	--	2,473	--
Self-insurance recovery	--	--	--	1,086
Other operating revenues	3,405	52	3,457	203
Total operating revenues	<u>23,184</u>	<u>11,069</u>	<u>34,253</u>	<u>52,313</u>
Operating expenses				
Salaries and benefits	7,870	1,767	9,637	7,733
Services and supplies	4,206	2,548	6,754	29,097
Self-insurance claims	--	--	--	8,940
Contractual services	5,067	454	5,521	631
Depreciation and amortization	2,391	1,108	3,499	4,384
County overhead allocation	253	70	323	1,617
Closure/postclosure costs	6,126	--	6,126	--
Total operating expenses	<u>25,913</u>	<u>5,947</u>	<u>31,860</u>	<u>52,402</u>
Operating income (loss)	<u>(2,729)</u>	<u>5,122</u>	<u>2,393</u>	<u>(89)</u>
Non-operating revenues (expenses)				
Use of money and property	510	90	600	385
Interest expense	(233)	(292)	(525)	(181)
Gain (loss) on sale of assets	(37)	--	(37)	101
Contributions to other governments	(53)	--	(53)	--
Settlements and damages	(55)	--	(55)	--
State and federal aid	57	--	57	--
Other non-operating revenues	463	120	583	673
Total non-operating revenues (expenses), net	<u>652</u>	<u>(82)</u>	<u>570</u>	<u>978</u>
Income (loss) before transfers	<u>(2,077)</u>	<u>5,040</u>	<u>2,963</u>	<u>889</u>
Transfers in (Note 20)	--	--	--	1,060
Transfers out (Note 20)	--	--	--	(87)
Transfers in (out), net	<u>--</u>	<u>--</u>	<u>--</u>	<u>973</u>
Change in net position	<u>(2,077)</u>	<u>5,040</u>	<u>2,963</u>	<u>1,862</u>
Total net position - beginning	57,161	39,033	96,194	52,169
Prior period adjustment (Note 24)	(8,540)	(2,099)	(10,639)	(8,573)
Total net position - beginning, as restated	<u>48,621</u>	<u>36,934</u>	<u>85,555</u>	<u>43,596</u>
Total net position - ending	<u>\$ 46,544</u>	<u>\$ 41,974</u>	<u>\$ 88,518</u>	<u>\$ 45,458</u>
Change in net position - total enterprise funds			\$ 2,963	
Adjustment to reflect the consolidation of internal service fund activities related to enterprise funds			(27)	
Change in net position of business-type activities			<u>\$ 2,936</u>	

The notes to the financial statements are an integral part of this statement.

COUNTY OF SANTA BARBARA, CALIFORNIA
STATEMENT OF CASH FLOWS
PROPRIETARY FUNDS
FOR THE FISCAL YEAR ENDED June 30, 2015 (in thousands)

	Business-type Activities - Enterprise Funds			Governmental Activities - Internal Service Funds
	Resource Recovery	Laguna Sanitation	Total	
Cash flows from operating activities				
Receipts from interfund services provided	\$ --	\$ --	\$ --	\$ 51,475
Receipts from self-insurance recovery	--	--	--	1,086
Receipts from customers and users	23,126	11,394	34,520	--
Payments to employees	(8,157)	(1,800)	(9,957)	(8,032)
Payments to suppliers	(9,803)	(3,107)	(12,910)	(29,887)
Payments for self-insurance claims	--	--	--	(13,116)
Payments for landfill closure/postclosure costs	(128)	--	(128)	--
County overhead allocation payments to the General Fund	(253)	(70)	(323)	(1,617)
Other receipts	463	17	480	542
Net cash provided by operating activities	5,248	6,434	11,682	451
Cash flows from noncapital financing activities				
Transfers from other funds	--	--	--	1,063
Transfers to other funds	--	--	--	(87)
Payment on landfill settlement	(55)	--	(55)	--
Contributions to other governments	(53)	--	(53)	--
State and federal aid	57	--	57	--
Net cash provided (used) by noncapital financing activities	(51)	--	(51)	976
Cash flows from capital and related financing activities				
Purchase of capital assets	(5,703)	(665)	(6,368)	(7,023)
Proceeds from sale of capital assets	750	4	754	262
Principal paid on certificates of participation	(695)	--	(695)	--
Interest and fees paid on certificates of participation	(258)	--	(258)	--
Principal paid on bonds and notes payable	--	(741)	(741)	(335)
Interest and fees paid on bonds and notes payable	--	(294)	(294)	(181)
Federal interest subsidy on bonds payable	--	103	103	131
Net cash used by capital and related financing activities	(5,906)	(1,593)	(7,499)	(7,146)
Cash flows from investing activities				
Use of money and property received	511	86	597	390
Net cash provided by investing activities	511	86	597	390
Net change in cash and cash equivalents	(198)	4,927	4,729	(5,329)
Cash and cash equivalents - beginning	35,139	14,896	50,035	61,307
Cash and cash equivalents - ending	\$ 34,941	\$ 19,823	\$ 54,764	\$ 55,978
Reconciliation of cash and cash equivalents to the Statement of Net Position				
Cash and investments per Statement of Net Position	\$ 15,958	\$ 19,699	\$ 35,657	\$ 55,968
Restricted cash and investments per Statement of Net Position	18,983	124	19,107	10
Total cash and cash equivalents per Statement of Net Position	\$ 34,941	\$ 19,823	\$ 54,764	\$ 55,978
Reconciliation of operating income (loss) to net cash provided by operating activities:				
Operating income (loss)	\$ (2,729)	\$ 5,122	\$ 2,393	\$ (89)
Adjustments to reconcile operating income (loss) to net cash provided by operating activities:				
Depreciation and amortization	2,391	1,108	3,499	4,384
Other non-operating revenue	463	17	480	542
Changes in assets, deferred inflows of resources, liabilities, and deferred outflows of resources:				
Accounts and other receivables	(50)	326	276	247
Inventories	34	--	34	38
Prepaid items	--	--	--	25
Accounts payable	(564)	(105)	(669)	(221)
Salaries and benefits payable	(287)	(33)	(320)	(299)
Customer deposits	(8)	(1)	(9)	--
Liability for self-insurance claims	--	--	--	(4,176)
Landfill closure cost liability	5,998	--	5,998	--
Net cash provided by operating activities	\$ 5,248	\$ 6,434	\$ 11,682	\$ 451

The notes to the financial statements are an integral part of this statement.

COUNTY OF SANTA BARBARA, CALIFORNIA
STATEMENT OF FIDUCIARY NET POSITION
FIDUCIARY FUNDS
June 30, 2015 (in thousands)

	Investment Trust Fund	Private-purpose Trust Fund	Agency Funds
Assets			
Cash and investments (Note 4)	\$ 695,146	\$ 1,207	\$ 64,153
Interest receivable	735	1	112
Restricted cash and investments (Note 5)	--	1,440	--
Total assets	<u>695,881</u>	<u>2,648</u>	<u>\$ 64,265</u>
Liabilities			
Accounts payable	--	--	\$ 8,348
Funds held as agent for others	--	--	55,917
Note payable	--	14,220	--
Total liabilities	<u>--</u>	<u>14,220</u>	<u>\$ 64,265</u>
Net position			
Held in trust for:			
External pool participants	695,881	--	
Redevelopment agency dissolution	--	(11,572)	
Net position held in trust	<u>\$ 695,881</u>	<u>\$ (11,572)</u>	

The notes to the financial statements are an integral part of this statement.

COUNTY OF SANTA BARBARA, CALIFORNIA
STATEMENT OF CHANGES IN FIDUCIARY NET POSITION
FIDUCIARY FUNDS
FOR THE FISCAL YEAR ENDED June 30, 2015 (in thousands)

	Investment Trust Fund	Private-purpose Trust Fund
Additions		
Contributions:		
Contributions to pooled investments	\$ 4,746,867	\$ --
Redevelopment Agency Property Tax Trust Fund	--	1,370
Total contributions	<u>4,746,867</u>	<u>1,370</u>
Interest and investment revenue:		
Use of money and property	2,393	19
Total interest and investment revenue	<u>2,393</u>	<u>19</u>
Total additions	<u>4,749,260</u>	<u>1,389</u>
Deductions		
Benefits paid:		
Distributions from pooled investments	4,676,996	--
Affected taxing entities	--	--
Total benefits paid	<u>4,676,996</u>	<u>--</u>
Obligation retirements:		
Interest on note payable	--	642
Total obligation retirements	<u>--</u>	<u>642</u>
Administrative expenses:		
County administrative expenses	--	42
Total administrative expenses	<u>--</u>	<u>42</u>
Total deductions	<u>4,676,996</u>	<u>684</u>
Change in net position	72,264	705
Net position held in trust - beginning	623,617	(12,277)
Net position held in trust - ending	<u>\$ 695,881</u>	<u>\$ (11,572)</u>

The notes to the financial statements are an integral part of this statement.

NOTES TO THE FINANCIAL STATEMENTS

Notes to the Financial Statements – Table of Contents

County of Santa Barbara ~ Comprehensive Annual Financial Report for Year Ended June 30, 2015

Reporting Entity and Accounting Policies

Note 1 – Summary of Significant Accounting Policies	48
• The Reporting Entity	48
• Blended Component Units	48
• New Accounting Pronouncements	51
• Financial Statements	51
• Measurement Focus, Basis of Accounting, and Financial Statement Presentation	52
• Cash and Investments	55
• Accounts Receivable and Payable	55
• Deferred Outflows and Inflows of Resources	56
• Interfund Receivables and Payables	56
• Inventories and Prepaid Items	56
• Capital Assets	56
• Lease Obligations	57
• Long-term Debt	57
• Compensated Absences	58
• Pensions	58
• Fund Equity	59
• Fund Balance Policy	59
• Strategic Reserve Policy	60
• Use of Estimates	60
• Reclassifications	60
• Future Accounting Pronouncements	61

Compliance and Reconciliation

Note 2 – Budgetary and Legal Compliance	61
Note 3 – Reconciliation of Governmentwide and Fund Financial Statements	62

Detailed Notes on All Funds

Note 4 – Cash and Investments	64
Note 5 – Restricted Cash and Investments	68
Note 6 – Receivables	69
Note 7 – Capital Assets	69
Note 8 – Service Concession Arrangements (SCA)	74
Note 9 – Advances from Grantors and Third Parties	77
Note 10 – Long-term Liabilities	78
Note 11 – Leases	80
Note 12 – Certificates of Participation (COP)	81
Note 13 – Bonds and Notes Payable	83
Note 14 – Self-insurance	85
Note 15 – Commitments and Contingencies	86
Note 16 – Landfill Closure and Postclosure	88
Note 17 – Deferred Outflows and Inflows of Resources	79
Note 18 – Fund Balances	92
Note 19 – Restricted Component of Net Position	94
Note 20 – Interfund Transactions	95

Other Information

Note 21 – Pensions	98
Note 22 – Other Postemployment Benefits (OPEB)	104
Note 23 – Deferred Compensation Plans	107
Note 24 – Prior Period Adjustment	108



Notes to the Financial Statements

County of Santa Barbara ~ Comprehensive Annual Financial Report for Year Ended June 30, 2015 ~ in thousands

1. SUMMARY OF SIGNIFICANT ACCOUNTING POLICIES

The Reporting Entity

The County of Santa Barbara (County), which was established by an act of the Legislature on February 18, 1850, is a legal subdivision of the State of California charged with governmental powers. The County's powers are exercised through a five member Board of Supervisors (Board) which, as the governing body of the County, is responsible for the legislative and executive control of the County. As required by generally accepted accounting principles (GAAP) in the United States of America, the accompanying financial statements present the activities of the County (the primary government) and its component units. The component units discussed below are included in the County's reporting entity because of the significance of their operational or financial relationships with the County.

Blended Component Units

While each of these component units is legally separate from the County, the County is financially accountable for these entities. Financial accountability is primarily demonstrated by the County's Board acting as, or appointing, the governing board for each of the component units and its ability to impose its will. Because of their relationship with the County and the nature of their operations, component units are, in substance, part of the County's operations and, accordingly, the activities of these component units are combined, or blended with the activities of the County for purposes of reporting in the accompanying basic financial statements.

Unless otherwise noted, additional detailed information and/or separately issued financial statements of the County's component units can be obtained from the County Auditor-Controller's office located at 105 East Anapamu Street, Room 303, Santa Barbara, CA 93101.

Descriptions of the County's blended component units are as follows:

Component Unit	Included in the Reporting Entity Because:	Separate Financial Statements
<i>First 5 Children and Families Commission (Commission):</i> established to promote, support, and improve the early development of children from prenatal stage to five years. Revenues consist primarily of funds generated by a state tax increase on cigarettes and tobacco products as mandated by Proposition 10.	1) Unit's board is appointed by the Board and 2) County Management has operational responsibility	Available at the First 5 Children and Families Commission Office at 1306 Santa Barbara Street or at www.first5santabarbaracounty.org
<i>County Service Areas:</i> established to provide specific services to distinct geographical areas within the County. These services include street lighting, open space maintenance, library, community sewer sanitation and maintenance, and road maintenance. Revenues consist primarily of property taxes and benefit assessments.	1) Unit's board is the same as the Board and 2) County Management has operational responsibility	Not available

Notes to the Financial Statements

County of Santa Barbara ~ Comprehensive Annual Financial Report for Year Ended June 30, 2015 ~ in thousands

1. SUMMARY OF SIGNIFICANT ACCOUNTING POLICIES - CONTINUED

<p><i>Public and Educational Access:</i> established to receive grant revenue from the local cable television franchisee. The primary objectives and purposes of the fund are the support of educational and public information through programs aimed at expanding public access and educational access to telecommunication services.</p>	<p>1) Unit's board is the same as the Board and 2) County Management has operational responsibility</p>	<p>Not available</p>
<p><i>Santa Barbara County Fire Protection District:</i> established to provide a full range of fire services to most of the unincorporated territory of Santa Barbara County; the cities of Buellton, Solvang and Goleta; and private lands within the National Forest. Revenues consist primarily of property taxes.</p>	<p>1) Unit's board is the same as the Board and 2) County Management has operational responsibility</p>	<p>Not available</p>
<p><i>Flood Control and Water Conservation Districts:</i> established to control flood and storm waters and to conserve such waters for beneficial public use. Revenues consist primarily of property taxes and aid from other governmental units.</p>	<p>1) Unit's board is the same as the Board and 2) County Management has operational responsibility</p>	<p>Not available</p>
<p><i>Lighting Districts:</i> established to provide operation and maintenance of streetlights in certain areas of the County. Revenues consist primarily of property taxes and benefit assessments.</p>	<p>1) Unit's board is the same as the Board and 2) County Management has operational responsibility</p>	<p>Not available</p>
<p><i>Laguna County Sanitation District:</i> established to provide water and sewage treatment services to users. The costs of operating this district are charged to the users in the form of water charges and sewer fees.</p>	<p>1) Unit's board is the same as the Board and 2) County Management has operational responsibility</p>	<p>Not available</p>
<p><i>Community Facilities Districts:</i> established to allow for financing of public improvements and services. The services and improvements that can be financed include streets, sewer systems and other basic infrastructure, police protection, fire protection, ambulance services, schools, parks, libraries, museums, and other cultural facilities. Revenues consist primarily of Mello-Roos property taxes.</p>	<p>1) Unit's board is the same as the Board and 2) County Management has operational responsibility</p>	<p>Not available</p>

Notes to the Financial Statements

County of Santa Barbara ~ Comprehensive Annual Financial Report for Year Ended June 30, 2015 ~ in thousands

1. SUMMARY OF SIGNIFICANT ACCOUNTING POLICIES - CONTINUED

<p><i>Sandyland Seawall Maintenance District:</i> established to provide for maintenance of a seawall constructed in the Sandyland Cove area. Revenues consist primarily of benefit assessments levied against those properties adjacent to that beachfront area.</p>	<p>1) Unit's board is the same as the Board and 2) County Management has operational responsibility</p>	<p>Not available</p>
<p><i>Water Agency (Agency):</i> established to prepare investigations and reports on the County's water requirements, project development, and importation of water from the State Water Project. The Agency provides technical assistance to County departments, water districts, and the public relative to ground water availability and water well locations and design. The Agency also administers the Cachuma Project and Twitchell Project contracts with the U.S. Bureau of Reclamation.</p>	<p>1) Unit's board is the same as the Board and 2) County Management has operational responsibility</p>	<p>Not available</p>
<p><i>In-Home Supportive Services Public Authority (IHSS):</i> established to act as the employer of record for IHSS individual providers. As an administrative unit, IHSS carries out functions prescribed in Welfare & Institutions Code Section 12301.6. Those functions include a provider screening process, a registry that will match eligible providers and consumers, and collective bargaining with providers and their representatives. IHSS also offers access to training for providers and consumers while continuing to allow for consumer choice in the selection of providers.</p>	<p>1) Unit's board is the same as the Board and 2) County Management has operational responsibility</p>	<p>Not available</p>
<p><i>Santa Barbara County Finance Corporation:</i> established on July 28, 1983, this corporation is a nonprofit public benefit corporation and, in general, its purpose is to: purchase, lease or otherwise acquire real property; construct, install or acquire public improvements; operate, maintain, repair or improve real or personal property; and borrow money and become indebted for the purpose of acquiring and improving such property. The corporation facilitates financing for the County and other public entities.</p>	<p>1) Unit's board is appointed by the Board and 2) County Management has operational responsibility</p>	<p>Not available</p>

Notes to the Financial Statements

County of Santa Barbara ~ Comprehensive Annual Financial Report for Year Ended June 30, 2015 ~ in thousands

1. SUMMARY OF SIGNIFICANT ACCOUNTING POLICIES - CONTINUED

The accompanying financial statements include an Investment Trust Fund that holds assets of numerous self-governed school and special districts for which the County Treasurer acts as custodian. The financial reporting for these governmental entities, which are independent of the County, is limited to the total amount of cash and investments, and other assets, and the related fiduciary responsibility of the County for disbursement of these assets. The County Auditor-Controller makes disbursements upon the request of the responsible school or special district officers. Activities of the school and special districts are administered by separate boards and are independent of the County Board. The Board has no effective authority to govern, manage, approve budgets, assume financial accountability, establish revenue limits, or to appropriate surplus funds available in these entities.

The accompanying financial statements also include a statutorily required Private-Purpose Trust Fund for the Santa Barbara County Redevelopment Successor Agency (Successor Agency). The Successor Agency was created to serve, in a fiduciary capacity, as custodian for the assets and to wind down the affairs of the former Redevelopment Agency (RDA). The Successor Agency operates under the auspices of a legislatively formed oversight board who has authority over its financial affairs and supervises its operations and timely dissolution. Its assets are held in trust for the benefit of the taxing entities within the former RDA boundaries and as such are not available for County use.

New Accounting Pronouncements

The following Governmental Accounting Standards Board (GASB) Statements have been implemented in the current financial statements:

Statement No. 68	<i>"Accounting and Financial Reporting for Pensions—an amendment of GASB Statement No. 27"</i>	The provisions of this statement are effective for financial statements for fiscal years beginning after June 15, 2014.
Statement No. 69	<i>"Government Combinations and Disposals of Government Operations"</i>	The provisions of this statement are effective for financial statements for periods beginning after December 15, 2013.
Statement No. 71	<i>"Pension Transition for Contributions Made Subsequent to the Measurement Date - an amendment of GASB Statement No. 27"</i>	The provisions of this statement are effective for financial statements for fiscal years beginning after June 15, 2014.

Financial Statements

In accordance with GASB Statement No. 34, "Basic Financial Statements and Management's Discussion and Analysis for State and Local Governments," the financial statements consist of the following:

- Governmentwide financial statements,
- Fund financial statements, and
- Notes to the financial statements.

The governmentwide financial statements consist of the Statement of Net Position and the Statement of Activities and report information on all of the nonfiduciary activities of the primary government and its component units. As a general rule, the effect of interfund intra-function activity has been eliminated from the governmentwide financial statements. All internal balances in the Statement of Net Position have been eliminated, with the exception of those representing balances between the governmental activities and the

Notes to the Financial Statements

County of Santa Barbara ~ Comprehensive Annual Financial Report for Year Ended June 30, 2015 ~ in thousands

1. SUMMARY OF SIGNIFICANT ACCOUNTING POLICIES - CONTINUED

business-type activities, which are presented as internal balances and eliminated in the total government column. The Statement of Activities presents function revenue and expenses of governmental activities and business-type activities. Governmental activities, which normally are supported by taxes and intergovernmental revenues, are reported separately from business-type activities, which rely to a significant extent on fees and charges for support. In the Statement of Activities, internal service funds' revenue and expenses related to interfund services have been eliminated. Revenue and expenses related to services provided to external customers have not been eliminated and are presented within governmental activities.

The governmentwide financial statements distinguish functions of the County that are principally supported by taxes and intergovernmental revenues (*governmental activities*) from other functions that are intended to recover all or a significant portion of their costs through user fees and charges (*business-type activities*). The governmental activities of the County include policy and executive, public safety, health and public assistance, community resources and public facilities, general government and support services, and general county programs. The business-type activities of the County include resource recovery and waste management and sanitation operations.

The Statement of Activities demonstrates the degree to which the direct and indirect expenses of a given function or segment are offset by program revenues. Direct expenses are those that are clearly identifiable with a specific function or segment. Indirect expenses are allocated based on the annual Countywide Cost Allocation Plan which allocates the cost of central service departments to service user departments. Costs allocated in the Cost Allocation Plan include administrative and support costs such as budget preparation and oversight, county counsel, landscaping, payroll, utilities, and facilities maintenance. Program revenues include (1) charges to customers or applicants who purchase, use, or directly benefit from goods, services, or privileges provided by a given function or segment, and (2) grants and contributions, including special assessments, that are restricted to meeting the operational or capital requirements of a particular function or segment. Taxes and other items properly excluded from among program revenues are reported as general revenues.

Separate fund financial statements are provided for governmental funds, proprietary funds, and fiduciary funds, even though the latter are excluded from the governmentwide financial statements. Major individual governmental funds and major individual enterprise funds are reported as separate columns in the fund financial statements.

Measurement Focus, Basis of Accounting, and Financial Statement Presentation

The governmentwide financial statements are reported using the economic resources measurement focus and the accrual basis of accounting, as are the proprietary funds and fiduciary funds financial statements, with the exception of agency funds, which have no measurement focus. Revenues are recorded when earned and expenses are recorded when a liability is incurred, regardless of the timing of related cash flows. Property taxes are recognized as revenues in the year for which they are levied. Grants and similar items are recognized as revenue as soon as all eligibility requirements have been met, except for the timing requirement.

Governmental funds financial statements are reported using the current financial resources measurement focus and the modified accrual basis of accounting. Revenues are recognized as soon as they are both measurable and available. Revenues are considered to be available when they are collectible within the current period or soon enough thereafter to pay liabilities of the current period. The County, in general, considers revenues available if they are collected within 180 days after fiscal year-end, except for property taxes, which the County considers available if they are collected within 60 days after fiscal year-end. Grants, Medi-Cal reimbursements and similar items are recognized as revenue as soon as all eligibility requirements have been met. Expenditures that meet accrual criteria are recorded when the related fund liability is incurred, except for unmatured interest on general

Notes to the Financial Statements

County of Santa Barbara ~ Comprehensive Annual Financial Report for Year Ended June 30, 2015 ~ in thousands

1. SUMMARY OF SIGNIFICANT ACCOUNTING POLICIES - CONTINUED

long-term debt which is recognized when due, and certain compensated absences, and claims and judgments which are recognized when payment is due.

For the governmental funds financial statements, the County considers all revenues susceptible to accrual and recognizes revenue if the accrual criteria are met. Specifically, sales taxes, franchise taxes, licenses, interest, special assessments, charges for services and other miscellaneous revenue are all considered to be susceptible to accrual, and have been recognized as revenue in the current fiscal period. Entitlements and shared revenues are recorded at the time of receipt or earlier if the susceptible to accrual criteria are met. All expenditure-driven grants are recorded at the time of receipt or earlier. If qualifying expenditures have been incurred and all other eligibility requirements have been met, expenditure-driven grants are recognized as revenue. When all eligibility requirements are met, except for the timing requirement, a deferred inflow of resources is reported until time requirements have passed.

The accounts of the County are organized on the basis of funds. A fund is an independent fiscal and accounting entity with a self-balancing set of accounts. Fund accounting segregates funds according to their intended purpose and is used to aid management in demonstrating compliance with finance-related legal and contractual provisions. The minimum number of funds is maintained, consistent with legal and managerial requirements.

The County reports the following major governmental funds:

- The **General Fund** is the County's primary operating fund. It accounts for all the financial resources and the legally authorized activities of the County except those required to be accounted for in specialized funds.
- The **Roads Fund** is used to account for the planning, design, construction, maintenance and administration of County roads. It is also used to account for traffic safety and other transportation planning activities. Funding comes primarily from local sales and state highway user taxes, along with state and federal highway improvement grants.
- The **Public Health Fund** accounts for a variety of preventative health programs, outpatient services and inmate health programs. The fund is also used to account for Environmental Health and Emergency Medical Services. Revenue sources are primarily state and federal grants and vehicle license fees.
- The **Social Services Fund** accounts for a variety of public assistance and social service programs that are funded primarily from state and federal grants.
- The **Alcohol, Drug, and Mental Health Services (ADMHS) Fund** is used to account for mandated community health services under the California Mental Health Act including a mandated responsibility to "guarantee and protect public safety." Revenue sources are primarily charges for services, sales tax revenue and state grants.
- The **Flood Control District Fund** is used to account for the provision of flood protection activities. Revenues come from a variety of sources including property taxes, charges for services, benefits assessments and federal grants.
- The **Affordable Housing Fund** is used to account for the various affordable housing programs administered by the County and provides local match to leverage federal funding for the creation of affordable housing. Prior to Fiscal Year 2013-14, the affordable housing fund was classified as two separate nonmajor funds, the Affordable Housing Fund and the Redevelopment Successor Agency Housing Fund. These funds were combined for reporting clarity, as they both account for similar functions related to affordable housing.

Notes to the Financial Statements

County of Santa Barbara ~ Comprehensive Annual Financial Report for Year Ended June 30, 2015 ~ in thousands

1. SUMMARY OF SIGNIFICANT ACCOUNTING POLICIES - CONTINUED

- The **Fire Protection District Fund** is used to account for the finances of the Santa Barbara County Fire Department. The Fire Department utilizes property tax revenues, which are collected for public safety within the district's boundaries. The Fire Department provides a full range of emergency services for most of the unincorporated territory of Santa Barbara County; the Cities of Buellton, Solvang, and Goleta; and private lands within the National Forest. The National Forest and military installations provide their own fire protection.
- The **Capital Projects Fund** is used to account for financial resources used in constructing major facilities.

The County reports the following major proprietary funds:

- The **Resource Recovery and Waste Management Fund (Resource Recovery)** accounts for the activities of refuse collection, disposal, landfill operations, and recycling programs.
- The **Laguna County Sanitation District Fund (Laguna Sanitation)** accounts for the activities of sewer collection and sewage treatment in the Orcutt area.

Additionally, the County reports the following fund types:

- **Internal Service Funds** account for vehicle operations, risk management, information technology, communications operations, and utilities operations that provide services to other departments or agencies of the County, or to other governments, on a cost reimbursement basis.
- The **Investment Trust Fund** accounts for the external portion of the County Treasurer's investment pool, which commingles resources of legally separate local governments within the County in an investment portfolio for the benefit of all participants. These entities include school and community college districts, other special districts governed by local boards, and regional boards and authorities. The County separately maintains these entities' money in 364 individual funds; these funds represent the assets, primarily cash and investments, and the related liability of the County to disburse these monies on demand.
- The **Private-Purpose Trust Fund** is a fiduciary fund type used by the County to report trust arrangements under which principal and income benefit other governments. This fund reports the assets, liabilities, and activities of the Santa Barbara County Redevelopment Successor Agency (Successor Agency).
- **Agency Funds** are custodial in nature and do not involve measurement of results of operations. Such funds have no equity accounts since all assets are due to individuals or entities at some future time. These funds (including *Clearing and Revolving Funds, Deposit Funds, Other Agency Funds, State and City Revenue Funds, and Tax Collection Funds*) account for assets held by the County in an agency capacity for individuals or other government units. The County reports on 276 different agency funds.

Proprietary funds distinguish operating revenues and expenses from non-operating items. Operating revenues and expenses generally result from providing services and producing and delivering goods in connection with a proprietary fund's principal ongoing operations. The principal operating revenues of the Resource Recovery and Laguna Sanitation enterprise funds and of the County's internal service funds are charges to customers for sales and services. Operating expenses for enterprise funds and internal service funds include the cost of sales and services, administrative expenses, and depreciation/amortization on capital assets. All revenues and expenses not meeting this definition are reported as non-operating revenues and expenses.

Fiduciary funds include all Trust and Agency funds, which account for assets held by the County as a trustee, or as an agent for individuals or other government units.

Notes to the Financial Statements

County of Santa Barbara ~ Comprehensive Annual Financial Report for Year Ended June 30, 2015 ~ in thousands

1. SUMMARY OF SIGNIFICANT ACCOUNTING POLICIES - CONTINUED

Cash and Investments

The County's cash and cash equivalents for Statement of Cash Flows purposes are considered to be cash on hand, demand deposits, restricted cash, and investments held by the County Treasurer in a cash management investment pool (Pool).

The Pool is not registered as an investment company with the Securities and Exchange Commission (SEC) nor is it an SEC Rule 2a7-like pool. California Government Code statutes and the County Treasury Oversight Committee set forth the various investment policies that the County Treasurer must follow.

State statutes and the County's investment policy authorize the County Treasurer to invest in U.S. Government Treasury and Agency Securities, bankers' acceptances, commercial paper, corporate bonds and notes, repurchase agreements, and the State Treasurer's Local Agency Investment Fund (LAIF). In accordance with GASB Statement No. 31, "Accounting and Financial Reporting for Certain Investments and External Investment Pools," investments held by the County Treasurer are stated at fair value. The fair value of pooled investments is determined quarterly and is based on current market prices received from the securities custodian. The fair value of participants' position in the pool is the same as the value of the pool shares. The method used to determine the value of participants' equity withdrawn is based on the book value of the participants' percentage participation at the date of such withdrawal. LAIF is required to invest in accordance with state statutes. The Local Investment Advisory Board (Advisory Board) has oversight responsibility for LAIF. The Advisory Board consists of five members as designated by state statute.

The Air Pollution Control District and the Santa Barbara County Association of Governments, as well as the public school districts, cemetery districts, fire protection districts, pest control districts, recreation and park districts, and resource conservation districts within the County are required by legal provisions to participate in the County's investment pool. The deposits held for these districts are included in the Investment Trust Fund.

Accounts Receivable and Payable

The County only accrues revenues at fiscal year-end and accrues only those revenues it deems collectible; as such, the County has no allowance for uncollectible accounts. The County expects to collect all accounts receivable within one year. County policy requires that all revenues and expenditures greater than \$5 be accrued at fiscal year-end, while revenues and expenditures under \$5 may be accrued at fiscal year-end at the discretion of individual departments.

The County levies, collects, and apportsions property taxes for all taxing jurisdictions within the County including school and special districts. Article XIII B of the State of California Constitution limits the property tax levy to support general government services of the various taxing jurisdictions to \$1 per \$100 of full cash value. Taxes levied to service voter-approved debt are excluded from this limitation.

Secured property taxes are levied in September of each year based upon the assessed valuation as of the previous January 1 (lien date). They are payable in two equal installments due on November 1 and February 1 and are considered delinquent with penalties after December 10 and April 10, respectively. Unsecured property taxes are due on the January 1 lien date and become delinquent with penalties after August 31.

Since Fiscal Year (FY) 93-94, the County has used an alternative property tax distribution method referred to as the "Teeter Plan." This method allows for a 100% distribution of the current tax levy to entities electing the alternative method, as compared to the previous method where only the current levy less any delinquent taxes was distributed. This results in the General Fund receiving distributions of approximately 50-55% in December, 40-45% in April and the remaining 5% in June of each year. This method also provides that all of the delinquent

Notes to the Financial Statements

County of Santa Barbara ~ Comprehensive Annual Financial Report for Year Ended June 30, 2015 ~ in thousands

1. SUMMARY OF SIGNIFICANT ACCOUNTING POLICIES - CONTINUED

penalties and redemption penalties of the participating entity flow to the County's General Fund. All County entities receiving property taxes were required by statute to participate. All delinquent taxes are recorded as accounts receivable in the General Fund. At June 30, 2015, property taxes receivable of \$26,159 are recorded in the General Fund. In addition, the Teeter Plan requires that a property tax loss reserve be maintained in an amount equal to 1% of the current year's secured tax levy, which is shown as a nonspendable portion of fund balance in the General Fund (see Note 18).

Deferred Outflows and Inflows of Resources

Pursuant to GASB Statement No. 63, "Financial Reporting of Deferred Outflows of Resources, Deferred Inflows of Resources, and Net Position," and GASB Statement No. 65, "Items Previously Reported as Assets and Liabilities," the County recognizes deferred outflows and inflows of resources.

In addition to assets, the Statement of Financial Position will sometimes report a separate section for deferred outflows of resources. A deferred outflow of resources is defined as a consumption of net position by the County that is applicable to a future reporting period. The County has two items which qualify for reporting in this category; refer to Note 17 for a detailed listing of the deferred outflows of resources the County has recognized.

In addition to liabilities, the Statement of Financial Position will sometimes report a separate section for deferred inflows of resources. A deferred inflow of resources is defined as an acquisition of net position by the County that is applicable to a future reporting period. The County has four items which qualify for reporting in this category; refer to Note 17 for a detailed listing of the deferred inflows of resources the County has recognized.

Interfund Receivables and Payables

Transactions between funds that are representative of lending/borrowing arrangements outstanding at the end of the fiscal year are referred to as "advances to/from other funds" (i.e., the noncurrent portion of interfund loans). All other outstanding balances between funds are reported as "due to/from other funds." Any residual balances outstanding between the governmental activities and business-type activities are reported in the governmentwide financial statements as "internal balances." In the governmental funds financial statements, advances between funds are offset by a corresponding nonspendable portion of fund balance to indicate that they are not available for appropriation and are not expendable available financial resources.

Inventories and Prepaid Items

Inventories for both governmental and proprietary funds, consisting principally of materials and supplies held for consumption, are valued at cost, approximating market value, using the first-in, first-out (FIFO) method. The costs of governmental funds inventories are recorded as expenditures when consumed, rather than when purchased. Certain payments to vendors reflect costs applicable to future accounting periods and are recorded as prepaid items in both the governmentwide and fund financial statements. The cost of prepaid items is recorded as expenditures/expenses when consumed rather than when purchased. The inventories and prepaid items recorded in the governmental funds do not reflect current appropriable resources and, thus, an equivalent portion of fund balance is reported as nonspendable.

Capital Assets

Capital assets include land, land improvements, structures and improvements (e.g., office buildings and building improvements), equipment (e.g., vehicles, machinery and computers), infrastructure (e.g., roads, bridges, sidewalks, and similar items), and intangible assets (e.g., land easements and computer software). Pursuant to GASB Statement No. 60, "Accounting and Financial Reporting for Service Concession Arrangements," the County

Notes to the Financial Statements

County of Santa Barbara ~ Comprehensive Annual Financial Report for Year Ended June 30, 2015 ~ in thousands

1. SUMMARY OF SIGNIFICANT ACCOUNTING POLICIES - CONTINUED

also includes capital assets held by Service Concession Arrangements (SCA). They are reported in the applicable governmental or business-type activities columns in the governmentwide financial statements, at historical cost or estimated historical cost if purchased or constructed. Donated capital assets are recorded at the estimated fair market value at the date of donation.

The costs of normal maintenance and repairs that do not add to the value of the asset or materially extend asset lives are not capitalized. The capitalization thresholds are \$5 for equipment and \$100 for land improvements, buildings and improvements, infrastructure, and computer software.

Capital assets are depreciated/amortized using the straight-line method over the following estimated useful lives:

Land improvements:	Parking lots, sidewalks, outdoor lighting, landscaping, drainage and irrigation systems	5 to 50 years
Buildings & improvements:	Office buildings	20 to 100 years
	Building improvements	5 to 50 years
Equipment:	Automobiles and light trucks	5 to 10 years
	Construction and maintenance vehicles	5 to 20 years
	General machinery and office equipment	3 to 25 years
Infrastructure:	Pavement and traffic signals	15 to 30 years
	Bridges	40 to 75 years
	All other	20 to 99 years
Intangible assets:	Computer software	2 to 10 years

Outlays for capital assets and improvements are capitalized, as projects are constructed, in accordance with the County's capitalization policy. Interest and indirect costs incurred during the construction phase of capital assets of proprietary funds are reflected in the capitalized value of the asset constructed. Depreciation/amortization expense is allocated to functions/programs and included as a direct expense in the Statement of Activities. Capital assets that are under construction or development and have not been completed are put into Construction in Progress and are presented as a capital asset not being depreciated on the Statement of Net Position.

Lease Obligations

The County leases various assets under both operating and capital lease agreements. In the governmentwide and proprietary funds financial statements, capital leases and the related lease obligations are reported as liabilities in the applicable governmental activities or proprietary funds Statement of Net Position.

Long-term Debt

In the governmentwide and proprietary funds financial statements, long-term debt and other long-term obligations are reported as liabilities in the applicable governmental activities or proprietary funds Statement of Net Position. Bond premiums and discounts are amortized over the life of the bond and issuance costs are expensed in the year incurred.

In the governmental funds financial statements, bond premiums, discounts, and issuance costs are recognized in the period issued. Bond proceeds are reported as other financing sources net of the applicable premium or

Notes to the Financial Statements

County of Santa Barbara ~ Comprehensive Annual Financial Report for Year Ended June 30, 2015 ~ in thousands

1. SUMMARY OF SIGNIFICANT ACCOUNTING POLICIES - CONTINUED

discount. Issuance costs, even if withheld from the actual net proceeds received, are reported as debt service expenditures.

Interest is reported as an expenditure in the period in which the related payment is made. The matured portion of long-term debt (i.e., portion that has come due for payment) is reported as a liability in the fund financial statement of the related fund.

Compensated Absences

County policy permits employees to accumulate earned but unused vacation, holiday and sick pay benefits. County policy states that unused sick leave shall not be cashed out at time of separation from service with the County; therefore, no liability for unpaid accumulated sick leave exists. Employees eligible for full retirement benefits, however, may convert their unused sick leave to up to one year's service credit in determining their retirement benefits.

All vacation and holiday pay is accrued when incurred in the governmentwide and proprietary funds financial statements. In the governmental funds financial statements, a liability for these amounts is reported only if they have matured, for example, as a result of employee resignations or retirements prior to year-end, and payment of the liability is made subsequent to year-end. This is in accordance with GASB Interpretation No. 6, "Recognition and Measurement of Certain Liabilities and Expenditures in Governmental Fund Financial Statements."

Pensions

In governmentwide financial statements, retirement plans (pensions) are required to be recognized and disclosed using the accrual basis of accounting (see Note 21 and the required supplementary information (RSI) section immediately following the Notes to Financial Statements), regardless of the amount recognized as pension expenditures on the governmental fund statements, which use the modified accrual basis of accounting.

In general, the County recognizes a net pension liability, which represents the County's proportionate share of the excess of the total pension liability over the fiduciary net position of the pension reflected in the actuarial report provided by the Santa Barbara County Employees' Retirement System (SBCERS). The net pension liability is measured as of the County's prior fiscal year-end. Changes in the net pension liability are recorded, in the period incurred, as pension expense or as deferred inflows of resources or deferred outflows of resources depending on the nature of the change. The changes in net pension liability that are recorded as deferred inflows of resources or deferred outflows of resources (that arise from changes in actuarial assumptions or other inputs and differences between expected or actual experience) are amortized over the weighted average remaining service life of all participants in the respective pension plan and are recorded as a component of pension expense beginning with the period in which they are incurred.

For purposes of measuring the net pension liability and deferred outflows/inflows or resources relating to pensions and pension expense, information about the fiduciary net position of the County's pension plan with SBCERS and additions to/deductions from the plan's fiduciary net position have been determined on the same basis as they are reported by SBCERS. For this purpose, benefit payments (including refunds of employee contributions) are recognized when due and payable in accordance with the benefits terms. Investments are reported at fair value.

Projected earnings on pension investments are recognized as a component of pension expense. Differences between projected and actual investment earnings are reported as deferred inflows of resources or deferred outflows of resources and amortized as a component of pension expense on a closed basis over a five-year period

Notes to the Financial Statements

County of Santa Barbara ~ Comprehensive Annual Financial Report for Year Ended June 30, 2015 ~ in thousands

1. SUMMARY OF SIGNIFICANT ACCOUNTING POLICIES - CONTINUED

beginning with the period in which the difference occurred. Each subsequent year will incorporate an additional closed basis five-year period of recognition.

Fund Equity

In the fund financial statements, in accordance with GASB Statement No. 54, “*Fund Balance Reporting and Governmental Fund Type Definitions*,” governmental funds report fund balance as nonspendable, restricted, committed, assigned or unassigned based primarily on the extent to which the County is bound to honor constraints on how specific amounts can be spent.

- *Nonspendable fund balance* – amounts that cannot be spent because they are either (a) not spendable in form; or (b) legally or contractually required to be maintained intact.
- *Restricted fund balance* – amounts with constraints placed on their use that are either (a) externally imposed by creditors, grantors, contributors, or laws or regulations of other governments; or (b) imposed by law through constitutional provisions or enabling legislation.
- *Committed fund balance* – amounts that can only be used for specific purposes determined by formal action of the County’s highest level of decision-making authority (the Board of Supervisors) and that remain binding unless removed in the same manner. The underlying action that imposed the limitation needs to occur no later than the close of the reporting period.
- *Assigned fund balance* – amounts that are constrained by the County’s intent to be used for specific purposes. The intent can be established at either the highest level of decision-making authority, or by a body or an official designated for that purpose. This is also the classification for residual funds in the County’s special revenue funds. As a result of limitations imposed by the California County Budget Act, this classification is currently not used by the County.
- *Unassigned fund balance* – the residual classification for the County’s General Fund that includes amounts not contained in the other classifications. In other funds, the unassigned classification is used only if expenditures incurred for specific purposes exceed the amounts restricted, committed, or assigned to those purposes.

The Board of Supervisors establishes, modifies or rescinds fund balance commitments and assignments by passage of an ordinance or resolution (ordinances and resolutions are considered of equal authority with respect to fund balance). This is done through adoption of the budget and subsequent budget amendments that occur throughout the year.

When both restricted and unrestricted resources are available for use, it is the County’s policy to use Restricted fund balance resources first, followed by the unrestricted resources in the Committed and Unassigned fund balances, as they are needed.

Fund Balance Policy

The County believes that sound financial management principles require that sufficient funds be retained by the County to provide a stable financial base at all times. To retain this stable financial base, the County needs to maintain unrestricted fund balance in its County funds sufficient to fund cash flows of the County and to provide financial reserves for unanticipated expenditures and/or revenue shortfalls of an emergency nature. Committed and unassigned fund balances are considered unrestricted.

The purpose of the County’s fund balance policy is to maintain a prudent level of financial resources to protect against reducing service levels or raising taxes and fees because of temporary revenue shortfalls or unpredicted one-time expenditures.

Notes to the Financial Statements

County of Santa Barbara ~ Comprehensive Annual Financial Report for Year Ended June 30, 2015 ~ in thousands

1. SUMMARY OF SIGNIFICANT ACCOUNTING POLICIES - CONTINUED

The County has adopted a policy to achieve and maintain unrestricted fund balance in the General Fund of 15% of operating revenue (approximately 60 days working capital) at the close of each fiscal year, consistent with the recommended level promulgated by the Government Finance Officers Association (GFOA).

Additional detailed information, along with the complete *Fund Balance Policy*, can be obtained from the County Auditor-Controller's office located at 105 East Anapamu Street, Room 303, Santa Barbara, CA 93101.

Strategic Reserve Policy

The County has established a separate committed fund balance account known as the Strategic Reserve. The target funding level for the Strategic Reserve is an amount equivalent to 8% of operating revenue (approximately 30 days working capital) for the General Fund. Funding for the Strategic Reserve is appropriated annually by the Board of Supervisors as part of the budget approval process.

The purpose of the County's Strategic Reserve is to:

1. Mitigate economic downturns that reduce County general revenue;
2. Mitigate state or federal budget actions that may reduce County revenue;
3. Maintain core service levels essential to public health, safety, and welfare;
4. Front-fund or completely fund, if necessary, disaster costs or costs associated with emergencies. Only those events that have been legally declared to be a disaster at the local, state or federal level are eligible for funding from the Strategic Reserve; and
5. Absorb liability settlements in excess of available resources in the County's committed litigation fund balance.

The monies in the Strategic Reserve are separate monies used only for the purposes stated above. The funds are used only to support the operating budget when general revenue increases less than 3% from the prior fiscal year. Any transfer of funds is approved by the Board of Supervisors and does not exceed the amount sufficient to balance the General Fund. Transfers require approval by 3/5 vote during budget hearings and 4/5 vote at all other times during the fiscal year in accordance with the County Budget Act.

As of June 30, 2015, the County's Strategic Reserve fund balance was \$29,556

Use of Estimates

The preparation of financial statements in conformity with GAAP requires management to make estimates and assumptions that affect the reported amounts of certain assets and liabilities, disclosures of contingent assets and liabilities at the date of the financial statements, and the reported amounts of revenues and expenditures during the reporting period. Actual results could differ from those estimates.

Reclassifications

Certain prior year balances may have been reclassified in order to conform to current year presentation. These reclassifications had no effect upon reported net position.

Notes to the Financial Statements

County of Santa Barbara ~ Comprehensive Annual Financial Report for Year Ended June 30, 2015 ~ in thousands

1. SUMMARY OF SIGNIFICANT ACCOUNTING POLICIES - CONTINUED

Future Accounting Pronouncements

GASB Statements Nos. 72-76 listed below will be implemented in future financial statements:

Statement No. 72	<i>"Fair Value Measurement and Application"</i>	The provisions of this statement are effective for financial statements for reporting periods beginning after June 15, 2015.
Statement No. 73	<i>"Accounting and Financial Reporting for Pension and Related Assets That Are Not within the Scope of GASB Statement No. 68, and Amendments to Certain Provision of GASB Statements No. 67 and No. 68"</i>	The provisions of this statement are effective for fiscal years beginning after June 15, 2015 - except those provisions that address employers and governmental nonemployer contributing entites for pensions that are not within the scope of GASB Statement No. 68, which are effective for fiscal years beginning after June 15, 2016.
Statement No. 74	<i>"Financial Reporting for Postemployment Benefit Plans Other Than Pension Plans"</i>	The provisions of this statement are effective for fiscal years beginning after June 15, 2016.
Statement No. 75	<i>"Accounting and Financial Reporting for Postemployment Benefits Other Than Pension Plans"</i>	The provisions of this statement are effective for fiscal years beginning after June 15, 2017.
Statement No. 76	<i>"The Hierarchy of Generally Accepted Accounting Principles for State and Local Governments"</i>	The provisions of this statement are effective for reporting periods beginning after June 15, 2015.

2. BUDGETARY AND LEGAL COMPLIANCE

The County is legally required to adopt an annual budget and adhere to the provisions of the California Government Code (Sections 29000 – 29144 and 30200), commonly known as the County Budget Act. Budgets are adopted for the general, special revenue, debt service and capital projects funds. Budgets are prepared on the modified accrual basis of accounting consistent with GAAP. The Board annually conducts a public hearing for the discussion of a proposed budget. At the conclusion of the hearings, statutorily no later than October 2, the Board adopts the final budget including revisions by resolution. However, it has been the County's practice to adopt the budget prior to the start of the fiscal year. The Board also adopts subsequent revisions that occur throughout the year. All annual appropriations lapse at fiscal year-end.

The legal level of budgetary control (i.e., the level at which expenditures may not legally exceed appropriations) is maintained at the fund, department, and object level with more stringent control over capital assets, and fund balance accounts which are controlled at the line item level. Presentation of the basic financial statements at the legal level is not feasible due to excessive length; therefore, the budget and actual statements have been aggregated by function. The County prepares a separate Final Budget document that demonstrates legal compliance with budgetary control. This document is made available to the public on the County's website, or can be obtained from the Auditor-Controller's office.

For the year ended June 30, 2015, no instances existed in which expenditures exceeded appropriations.

The Board must approve amendments or transfers of appropriations between funds or departments, as well as items related to capital assets, and fund balance accounts. Supplemental appropriations necessary and normally financed by unanticipated revenues during the year must also be approved by the Board. Finally, the Board must approve amendments or transfers of appropriations between object levels within the same department. Any deficiency caused by expenditures and other financing uses being greater than revenues and other financing sources is financed by beginning available fund balances as provided for in the County Budget Act.

Notes to the Financial Statements

County of Santa Barbara ~ Comprehensive Annual Financial Report for Year Ended June 30, 2015 ~ in thousands

3. RECONCILIATION OF GOVERNMENTWIDE AND FUND FINANCIAL STATEMENTS

Amounts reported for governmental activities in the Statement of Net Position are different from those reported for governmental funds in the balance sheet. The following two schedules provide a reconciliation of those differences:

	Total Governmental Funds (Page 35)	Long-term Assets and Liabilities (1)	Internal Service Funds (2) (Page 42)	Adjustments (3)	Total Governmental Activities (Page 30)
Assets & deferred outflows of resources:					
Assets					
Cash and investments	\$ 251,254	\$ --	\$ 55,968	\$ --	\$ 307,222
Taxes	26,345	--	--	--	26,345
Licenses, permits, and franchises	494	--	--	--	494
Fines, forfeitures, and penalties	318	--	--	--	318
Use of money and property	1,865	--	58	--	1,923
Intergovernmental	44,544	--	--	--	44,544
Charges for services	18,975	--	488	--	19,463
Other	1,213	--	55	--	1,268
Due from other funds	3,515	--	--	(3,515)	--
Internal balances	--	--	--	2,228	2,228
Inventories	--	--	258	--	258
Prepaid items	50	--	--	--	50
Note receivable	--	14,220	--	--	14,220
Other receivables	4,745	660	762	--	6,167
Advances to other funds	1,760	--	--	(1,760)	--
Restricted cash and investments	19,604	--	10	--	19,614
Housing loans receivable	38,788	--	--	--	38,788
Housing loans interest receivable	5,878	--	--	--	5,878
Capital assets	--	647,725	27,833	--	675,558
Total assets	\$ 419,348	662,605	85,432	(3,047)	1,164,338
Deferred outflows of resources					
Deferred social services	514	--	--	--	514
Deferred pensions	--	113,400	1,687	--	115,087
Total deferred outflows of resources	514	113,400	1,687	--	115,601
Total assets & deferred outflows of resources	\$ 419,862	\$ 776,005	\$ 87,119	\$ (3,047)	\$ 1,279,939
Liabilities, deferred inflows of resources, & fund balances/net position					
Liabilities					
Accounts payable	\$ 19,125	\$ --	\$ 621	\$ --	\$ 19,746
Salaries and benefits payable	31,670	--	525	--	32,195
Interest payable	--	238	--	--	238
Other payables and long-term obligations	8,492	--	15	--	8,507
Advances from grantors and third parties	21,419	--	--	--	21,419
Unearned revenue	1,582	--	--	--	1,582
Due to other funds	3,515	--	--	(3,515)	--
Customer deposits payable	7,978	--	--	--	7,978
Compensated absences	--	30,770	732	--	31,502
Capital lease obligations	--	2,686	--	--	2,686
Certificates of participation (COP)	--	29,683	--	--	29,683
Unamortized premium on COP	--	14	--	--	14
Unamortized discount on COP	--	(147)	--	--	(147)
Bonds and notes payable	--	19,325	4,255	--	23,580
Liability for self-insurance claims	--	--	24,242	--	24,242
Estimated litigation liability	--	203	--	--	203
OPEB obligation	--	88,143	1,635	--	89,778
Net pension liability	--	547,775	7,877	--	555,652
Total liabilities	93,781	718,690	39,902	(3,515)	848,858
Deferred inflows of resources					
Deferred unavailable revenues	371	(371)	--	--	--
Deferred housing loan payments	44,666	(40,718)	--	--	3,948
Deferred pensions	--	118,325	1,759	--	120,084
Deferred service concession arrangements	--	33,096	--	--	33,096
Total deferred inflows of resources	45,037	110,332	1,759	--	157,128
Fund balances/net position:					
Total fund balances/net position	281,044	(53,017)	45,458	468	273,953
Total liabilities, deferred inflows of resources, & fund balances/net position	\$ 419,862	\$ 776,005	\$ 87,119	\$ (3,047)	\$ 1,279,939

Notes to the Financial Statements

County of Santa Barbara ~ Comprehensive Annual Financial Report for Year Ended June 30, 2015 ~ in thousands

3. RECONCILIATION OF GOVERNMENTWIDE AND FUND FINANCIAL STATEMENTS - CONTINUED

(1) Capital assets used in governmental activities (excluding Internal Service Funds) are not current financial resources and, therefore, are not reported in the balance sheet (Note 7).	\$ 647,725
Long-term liabilities are not due and payable in the current period and, therefore, are not reported in the balance sheet (Note 10):	
Certificates of participation	\$ (29,683)
Unamortized premium on certificates of participation	(14)
Unamortized discount on certificates of participation	147
Bonds and notes payable (excluding Internal Service Funds)	(19,325)
Capital lease obligations (excluding Internal Service Funds)	(2,686)
Estimated liability for litigation	(203)
Compensated absences (excluding Internal Service Funds)	(30,770)
OPEB obligation (excluding Internal Service Funds)	(88,143)
Net pension liability (excluding Internal Service Funds)	<u>(547,775)</u>
Total long-term liabilities	(718,452)
Deferred outflows of resources reported in the Statement of Net Position (Note 17).	113,400
Accrued interest on long-term debt	(238)
Other long-term assets are not available to pay for current period expenditures and, therefore, are deferred and in the funds and recognized as revenue in the Statement of Activities (Note 17).	45,037
Deferred inflows of resources reported in the Statement of Net Position (Note 17).	(157,128)
Internal Service Funds deferred inflows of resources reported in the Statement of Net Position (Note 17).	1,759
Note receivable for governmental activities from the RDA Successor Agency private-purpose trust fund.	14,220
Other receivable	<u>660</u>
	<u>\$ (53,017)</u>
(2) Internal Service Funds are used by management to charge the costs of information technology, reprographics and digital imaging services, vehicle operations and maintenance, risk management and insurance, communications and utility services to individual funds. The assets and liabilities of the Internal Service Funds are included in the governmental activities in the statement of net position.	<u>\$ 45,458</u>
(3) Adjustment for Internal Service Funds are necessary to "close" those funds by charging additional amounts to participating business-type activities to completely cover the Internal Service Funds' costs for the year. Also included are immaterial rounding adjustments.	<u>\$ 468</u>

Notes to the Financial Statements

County of Santa Barbara ~ Comprehensive Annual Financial Report for Year Ended June 30, 2015 ~ in thousands

4. CASH AND INVESTMENTS

Cash and investments include the cash balances of substantially all funds, which are pooled and invested by the County Treasurer. The Santa Barbara County Treasury Pool (Pool) is not registered as an investment company with the Securities and Exchange Commission (SEC) nor is it an SEC Rule 2a7-like pool.

Custodial Credit Risk Related to Deposits

The custodial credit risk for deposits is the risk that, in the event of the failure of a depository financial institution, the Pool will not be able to recover deposits or will not be able to recover collateral securities that are in possession of an outside party. This risk is mitigated in that of the County's total bank balance, \$250 is insured by the Federal Depository Insurance Corporation. The remaining \$143,087 on deposit is collateralized with securities held by the pledging financial institution's agent. Per Government Code Section 53652, the depository is required to maintain a market value of at least 110% of the pledged collateral.

At June 30, 2015, the carrying amount of the Pool's deposits was \$149,161 and the corresponding bank balance was \$143,337. The difference of \$5,823 was principally due to deposits in transit.

Investments

Pursuant to Section 53646 of the Government Code the County Treasurer prepares an *Investment Policy Statement* annually, presents it to the Treasury Oversight Committee (TOC) for review and to the Board of Supervisors for approval. After approval, the policy is forwarded to the California Debt and Investment Advisory Commission.

The Investment Policy Statement provides the basis for the management of a prudent, conservative investment program. Public funds are invested to provide the maximum security of principal with secondary emphasis on achieving the highest return, while meeting daily cash flow needs. All investments are made in accordance with the Government Code and, in general, the Treasurer's Investment Policy is more restrictive than state law. Types of securities in which the Treasurer may invest include U.S. Treasury and U.S. Government agency securities; state and/or local agency bonds, notes, warrants or certificates of indebtedness; bankers' acceptances; commercial paper; corporate notes; negotiable certificates of deposit; repurchase agreements; reverse repurchase agreements; securities lending; bank deposits; money market mutual funds; the State of California Local Agency Investment Fund (LAIF); and the investment pools managed by a Joint Powers Authority. As of June 30, 2015, all investments are in compliance with State law and with the investment policy.

Investments are stated at fair value. Fair value is established quarterly based on quoted market prices received from the securities custodian. Fair value of investments held fluctuates with interest rates. The fair value of participants' position in the Pool is the same as the value of the Pool shares. The value of participants' equity withdrawn is based on the book value of the participants' percentage participation at the date of such withdrawal.

The Pool participates in LAIF and the California Asset Management Program (CAMP). Investments in the LAIF and CAMP are governed by state statutes and overseen by a five member Local Investment Advisory Board and a 7 member Board of Trustees, respectively.

Credit Risk and Concentration of Credit Risk

Credit risk is the risk that an issuer or other counterparty to an investment will not fulfill its obligations. Concentration of credit risk is the risk of loss attributed to the magnitude of an investment in a single issuer. The Treasurer mitigates these risks by holding a diversified portfolio of high quality investments.

Notes to the Financial Statements

County of Santa Barbara ~ Comprehensive Annual Financial Report for Year Ended June 30, 2015 ~ in thousands

4. CASH AND INVESTMENTS - CONTINUED

The Treasurer's Investment Policy sets specific parameters by type of investment to be met at the time of purchase. Commercial paper obligations and negotiable certificates of deposit shall be rated by at least two of the three major rating services at a minimum of F1 by Fitch, P-1 by Moody's and A-1 by Standard & Poor's (S&P). Corporate notes, with a maturity greater than three years, shall be rated at a minimum of AA by at least two of the three major rating services. Corporate notes, with a maturity of three years or less, shall be rated at a minimum of AA- by at least two of the three major ratings services. Corporate Temporary Liquidity Guarantee Program (TLGP) notes shall be rated AAA by one of three major ratings services.

The following is a summary of the credit quality distribution by investment type as a percentage of fair value at June 30, 2015:

	<u>Moody's</u>	<u>S&P</u>	<u>Fitch</u>	<u>% of Portfolio</u>
Treasurer's Pooled Investments:				
CAMP	NR*	AAAm	NR	1.01%
LAIF	NR	NR	NR	5.06%
Government Agency Bonds and Notes	Aaa	AA+	AAA	41.20%
Government Agency Bonds and Notes	Aaa	AA+	NR	28.42%
US Treasuries	Aaa	AA+	AAA	24.31%
Total Treasurer's Pooled Investments				<u>100.00%</u>

* Not Rated

Instruments in any one issuer that represent 5% or more of the County's investments as of June 30, 2015 are as follows (excluding external investment pools and debt explicitly guaranteed by the U.S. government):

<u>Issuer</u>	<u>Issuer Type</u>	<u>Fair Value Holdings</u>	<u>Percentage Holdings</u>
Treasurer's Pooled Investments:			
Federal Home Loan Mortgage Corporation	Government Sponsored	\$ 172,409,557	17.46%
Federal Home Loan Bank	Government Sponsored	\$ 280,728,370	28.42%
Federal Farm Credit Bank	Government Sponsored	\$ 139,987,550	14.17%
Federal National Mortgage Association	Government Sponsored	\$ 94,450,436	9.56%

Custodial Credit Risk

Custodial credit risk for investments is the risk that the Pool will not be able to recover the value of investment securities that are in the possession of an outside party. All securities owned by the Pool are deposited in trust for safekeeping with a custodial bank different from the County's primary bank. Securities are not held in broker accounts.

Interest Rate Risk

Interest rate risk is the risk that changes in interest rates will adversely affect the fair value of an investment. The Pool mitigates this risk by making longer-term investments only with funds that are not needed for current cash flow purposes and holding these securities to maturity. The maturity of investments purchased is governed by a demand for funds analysis of prior periods' revenues and expenditures, and is also determined by current cash flow demands assessed on an ongoing basis. The Investment Policy also dictates that the final maturity date of any individual security shall not exceed five years and that long-term investments (greater than one year), in the aggregate, shall not exceed 75% of the portfolio.

Notes to the Financial Statements

County of Santa Barbara ~ Comprehensive Annual Financial Report for Year Ended June 30, 2015 ~ in thousands

4. CASH AND INVESTMENTS - CONTINUED

The fair value of investments generally changes with the fluctuations of interest rates. In a rising interest rate market, the fair value of investments could decline below original cost; conversely, when interest rates decline, the fair value of investments increases. The Treasurer believes liquidity in the portfolio is sufficient to meet cash flow needs for the next six months and will preclude the Treasurer from having to sell investments below amortized cost. At June 30, 2015, \$38,149, or 3.86%, of the Pool was held in U.S. agency step-up notes. These securities grant the issuer the option to call the note on a certain specified date(s). On a certain date, or dates, the coupon rate of the note increases (steps up) by an amount specified at the inception of the note.

Interest net realized earnings are apportioned quarterly to Pool participants based upon each participant's average daily cash balance. Unrealized gains and losses are also apportioned quarterly to participating funds based upon the participant's ending cash balance.

Investment income consisted of the following for the year ended June 30, 2015:

Investment earnings	\$ 5,782
Net increase in fair value of investments	1,200
Administrative expenses	<u>(1,753)</u>
Net investment income	<u>\$ 5,229</u>

The Treasurer may purchase securities at a discount from face value to earn higher than nominal rates of return. Under GASB Statement No. 31, "Accounting and Financial Reporting for Certain Investments and for External Investment Pools," such discount, when realized, is considered a gain rather than interest.

The following is a summary of investments held by the County as of June 30, 2015:

Investment	Cost	Fair Value	Interest Rate Range	Maturity Range	Weighted Average Maturity
Treasurer's pooled investments:					
CAMP	\$ 10,000	\$ 10,000	0.08%	On Demand	On Demand
LAIF	50,000	50,000	0.29%	On Demand	On Demand
US Treasuries	240,000	240,158	.25%-1.50%	8/15-5/19	553 days
Government agency bonds	194,500	194,638	.22%-2.25%	7/15-7/17	332 days
Government agency discount notes	173,135	172,954	Discount	7/15-6/16	191 days
Government agency bonds - callable	<u>320,265</u>	<u>319,984</u>	.40%-2.00%	9/15-2/20	871 days
Total pooled and directed investments	<u>\$ 987,900</u>	\$ 987,734			
Investments held with fiscal agents:		6,592			
Cash in banks:					
Non-interest bearing deposits		149,160			
Cash on hand:					
Total cash and investments		<u>\$ 1,143,546</u>			
Total unrestricted cash and investments		\$ 1,103,385			
Total restricted cash and investments (Note 5)		40,161			
Total cash and investments		<u>\$ 1,143,546</u>			
Total cash and investments summary:					
Total governmental activities		\$ 326,836			
Total business-type activities		54,764			
Total fiduciary funds		761,946			
Total cash and investments		<u>\$ 1,143,546</u>			

Notes to the Financial Statements

County of Santa Barbara ~ Comprehensive Annual Financial Report for Year Ended June 30, 2015 ~ in thousands

4. CASH AND INVESTMENTS - CONTINUED

The following is a reconciliation between cash and investments and the Net Position of the Treasurer's investment pool as of June 30, 2015:

Total cash and investments	\$	1,143,546
Less: investments held with fiscal agents		(6,592)
Less: cash on hand		(60)
Add: cash and investment interest receivable		1,300
	\$	<u>1,138,194</u>

The following represents a condensed Statement of Net Position and Changes in Net Position for the Treasurer's investment pool as of June 30, 2015:

Statement of Net Position	
Net position held in trust	\$ <u>1,138,194</u>
Equity of internal pool	\$ 443,048
Equity of external pool participants (voluntary and involuntary)	<u>695,146</u>
Total equity	<u>\$ 1,138,194</u>
Statement of Changes in Net Position	
Net position held for pool participants, July 1, 2014	\$ 1,021,329
Net change in investments by pool	<u>116,865</u>
Net position held for pool participants, June 30, 2015	<u>\$ 1,138,194</u>

Additional detailed information and/or separately issued financial statements of the County Treasurer's Investment Pool can be obtained from the County Treasurer-Tax Collector's office located at 105 East Anapamu Street, Room 109, Santa Barbara, CA 93102.

Notes to the Financial Statements

County of Santa Barbara ~ Comprehensive Annual Financial Report for Year Ended June 30, 2015 ~ in thousands

5. RESTRICTED CASH AND INVESTMENTS

Cash and investments at June 30, 2015 that are restricted by legal or contractual requirements are comprised of the following:

Governmental Activities

General Fund			
Deposits by various developers	\$	7,550	
Property tax loss reserve		7,442	
Court ordered restitution funds		206	
Total General Fund		<u>15,200</u>	\$ 15,198
Major Governmental Funds			
Energy efficiency loan loss reserve		2,587	
Capital projects funds		604	
Total major governmental funds		<u>3,191</u>	3,191
Nonmajor Governmental Funds			
Debt service reserves		1,200	
Clean water plan check trust		15	
Total nonmajor governmental funds		<u>1,215</u>	1,215
Internal Service Funds			
Funds for underground tank clean-up		10	
Total internal service funds		<u>10</u>	10
Total governmental activities			<u>19,614</u>

Business-type Activities

Resource Recovery Fund			
Funds for landfill site closure and maintenance costs (see Note 16)		16,553	
Financial assurance for landfill corrective action (see Note 16)		1,643	
Debt service reserves (see Note 15)		787	
Total Resource Recovery Fund		<u>18,983</u>	18,983
Laguna Sanitation Fund			
Financial assurance for landfill corrective action		124	
Total Laguna Sanitation Fund		<u>124</u>	124
Total business-type activities			<u>19,107</u>
Total restricted cash and investments	\$		<u>38,721</u>

Notes to the Financial Statements

County of Santa Barbara ~ Comprehensive Annual Financial Report for Year Ended June 30, 2015 ~ in thousands

6. RECEIVABLES

GASB Statement No. 38, "Certain Financial Statement Note Disclosures," requires disclosure of significant receivable balances not expected to be collected within one year of the date of the financial statements. The detail of receivable balances not expected to be collected within the next fiscal year is as follows:

Note Receivable

The County has recorded a note receivable for governmental activities from the RDA Successor Agency Private-purpose Trust Fund. The total balance of the note receivable at June 30, 2015 is \$14,220 and the amount not expected to be collected within the next fiscal year is \$13,455.

Housing Loans Receivable and Housing Loans Interest Receivable

A total of \$38,788 was recorded as housing loans receivable and a total of \$5,878 was recorded as housing loans interest receivable at June 30, 2015. These represent low or no interest mortgage notes and related accrued interest to finance multi-family and single family construction and rehabilitation projects, as well as homebuyer assistance for low income families, as part of the County's affordable housing program. Loan terms range from 15 to 55 years with interest rates from 0% to 7.02%. Loans, with a total principal balance of \$3,948, contain a forgiveness clause and more than likely will not be repaid back to the County. The County's primary sources of funding for these loans come from grants from the federal HOME Investment Partnership (HOME) and Community Development Block Grant (CDBG) programs. The HOME and CDBG grants contain monitoring requirements to ensure grant compliance. These requirements are reflected in the loan agreements. Due to the terms of the loans, offsetting deferred inflows of resources of \$44,666 have been established in the Governmental Funds Balance Sheet for the housing loan principal and interest payments. Additionally, offsetting deferred inflows of resources of \$3,948 have been established in the Statement of Net Position for the principal balance of loans with a forgiveness clause.

Accounts Receivable

The County has accrued accounts receivable of \$371 for prior years' Federally Qualified Health Care Medi-Cal settlement payments in the Public Health Fund. This amount is not expected to be collected within the next fiscal year.

Other Receivables

The following amounts are included in other receivables on the financial statements, and are not expected to be received within the next fiscal year:

- \$2,910 for impounded disputed property taxes; and
- \$200 deposit with the County's workers' compensation claims administrator.

7. CAPITAL ASSETS

Capital asset activity for the year ended June 30, 2015 includes the following adjustments amounts:

- (\$1,719) adjustment to Work in Progress to correct for prior year costs related to a capital project that was not completed (see Note 24).
- (\$362) adjustment to Work in Progress to correct for prior year costs related to a capital project that should have been depreciating for multiple years (see Note 24).
- (\$95) adjustment to Work in Progress to correct for prior year costs that were capitalized that should have been expensed (see Note 24).
- \$1,211 adjustment to Work in Progress to correct for prior year costs that were expensed that should have been capitalized (see Note 24).

Notes to the Financial Statements

County of Santa Barbara ~ Comprehensive Annual Financial Report for Year Ended June 30, 2015 ~ in thousands

7. CAPITAL ASSETS - CONTINUED

Capital assets activity for the year ended June 30, 2015 was as follows:

	Balance July 1, 2014	Additions/ Restatements	Deletions	Transfers & Adjustments, net	Balance June 30, 2015
Governmental activities:					
Capital assets, non-depreciable:					
Land	\$ 54,699	\$ --	\$ --	\$ --	\$ 54,699
Land easements	47,316	4	--	--	47,320
Service concession arrangements	33,907	2,643	--	--	36,550
Work in progress	56,383	21,734	(29,299)	--	48,818
Total capital assets, non-depreciable	192,305	24,381	(29,299)	--	187,387
Capital assets, depreciable/amortizable:					
Land improvements	18,240	5,796	--	--	24,036
Structures and improvements	308,953	2,740	--	(47,679)	264,014
Equipment and software	122,450	20,054	(5,749)	--	136,755
Infrastructure	294,886	9,626	--	47,679	352,191
Total capital assets, depreciable/amortizable	744,529	38,216	(5,749)	--	776,996
Less accumulated depreciation/amortization for:					
Land improvements	(6,484)	(551)	--	--	(7,035)
Structures and improvements	(98,090)	(6,179)	--	--	(104,269)
Equipment and software	(71,138)	(10,261)	5,406	--	(75,993)
Infrastructure	(96,215)	(5,313)	--	--	(101,528)
Total accumulated depreciation/amortization	(271,927)	(22,304)	5,406	--	(288,825)
Total capital assets, depreciable/amortizable, net	472,602	15,912	(343)	--	488,171
Sub-total governmental activities	664,907	40,293	(29,642)	--	675,558
Business-type activities:					
Capital assets, non-depreciable:					
Land	13,176	--	--	--	13,176
Work in progress	2,797	4,161	(6,342)	--	616
Total capital assets, non-depreciable	15,973	4,161	(6,342)	--	13,792
Capital assets, depreciable/amortizable:					
Land improvements	483	--	--	--	483
Structures and improvements	10,473	1	--	--	10,474
Equipment and software	31,121	2,174	(3,533)	--	29,762
Infrastructure	66,782	6,261	--	--	73,043
Total capital assets, depreciable/amortizable	108,859	8,436	(3,533)	--	113,762
Less accumulated depreciation/amortization for:					
Land improvements	(179)	(11)	--	--	(190)
Structures and improvements	(4,022)	(293)	--	--	(4,315)
Equipment and software	(16,221)	(1,551)	2,745	--	(15,027)
Infrastructure	(19,654)	(1,644)	--	--	(21,298)
Total accumulated depreciation/amortization	(40,076)	(3,499)	2,745	--	(40,830)
Total capital assets, depreciable/amortizable, net	68,783	4,937	(788)	--	72,932
Sub-total business-type activities	84,756	9,098	(7,130)	--	86,724
Total capital assets, net	\$ 749,663	\$ 49,391	\$ (36,772)	\$ --	\$ 762,282

Notes to the Financial Statements

County of Santa Barbara ~ Comprehensive Annual Financial Report for Year Ended June 30, 2015 ~ in thousands

7. CAPITAL ASSETS - CONTINUED

Capital assets activity for each major enterprise fund for the year ended June 30, 2015 was as follows:

	Balance July 1, 2014	Additions	Deletions	Transfers & Adjustments, net	Balance June 30, 2015
Resource Recovery:					
Capital assets, non-depreciable:					
Land	\$ 9,487	\$ --	\$ --	\$ --	\$ 9,487
Work in progress	2,535	3,832	(6,342)	--	25
Total capital assets, non-depreciable	12,022	3,832	(6,342)	--	9,512
Capital assets, depreciable/amortizable:					
Structures and improvements	3,175	--	--	--	3,175
Equipment and software	22,352	1,837	(3,434)	--	20,755
Infrastructure	40,059	6,261	--	--	46,320
Total capital assets, depreciable/amortizable	65,586	8,098	(3,434)	--	70,250
Less accumulated depreciation/amortization for:					
Structures and improvements	(1,684)	(84)	--	--	(1,768)
Equipment and software	(12,027)	(1,255)	2,651	--	(10,631)
Infrastructure	(11,353)	(1,052)	--	--	(12,405)
Total accumulated depreciation/amortization	(25,064)	(2,391)	2,651	--	(24,804)
Total capital assets, depreciable/amortizable, net	40,522	5,707	(783)	--	45,446
Sub-total Resource Recovery	52,544	9,539	(7,125)	--	54,958
Laguna Sanitation:					
Capital assets, non-depreciable:					
Land	3,689	--	--	--	3,689
Work in progress	262	329	--	--	591
Total capital assets, non-depreciable	3,951	329	--	--	4,280
Capital assets, depreciable/amortizable:					
Land improvements	483	--	--	--	483
Structures and improvements	7,298	1	--	--	7,299
Equipment and software	8,769	337	(99)	--	9,007
Infrastructure	26,723	--	--	--	26,723
Total capital assets, depreciable/amortizable	43,273	338	(99)	--	43,512
Less accumulated depreciation/amortization for:					
Land improvements	(179)	(11)	--	--	(190)
Structures and improvements	(2,338)	(209)	--	--	(2,547)
Equipment and software	(4,194)	(296)	94	--	(4,396)
Infrastructure	(8,301)	(592)	--	--	(8,893)
Total accumulated depreciation/amortization	(15,012)	(1,108)	94	--	(16,026)
Total capital assets, depreciable/amortizable, net	28,261	(770)	(5)	--	27,486
Sub-total Laguna Sanitation	32,212	(441)	(5)	--	31,766
Total capital assets, net - business-type activities	\$ 84,756	\$ 9,098	\$ (7,130)	\$ --	\$ 86,724

Notes to the Financial Statements

County of Santa Barbara ~ Comprehensive Annual Financial Report for Year Ended June 30, 2015 ~ in thousands

7. CAPITAL ASSETS - CONTINUED

Internal Service Funds (ISF) predominantly serve the governmental funds. Accordingly, their capital assets are included within governmental activities. Capital assets activity for Internal Service Funds for the year ended June 30, 2015 was as follows:

	Balance July 1, 2014	Additions	Deletions	Transfers & Adjustments, net	Balance June 30, 2015
Internal Service Funds:					
Capital assets, depreciable/amortizable:					
Structures and improvements	\$ 2,606	\$ --	\$ --	\$ --	\$ 2,606
Equipment and software	54,183	7,023	(3,707)	--	57,499
Total capital assets, depreciable/amortizable	56,789	7,023	(3,707)	--	60,105
Less accumulated depreciation/amortization for:					
Structures and improvements	(854)	(66)	--	--	(920)
Equipment and software	(30,582)	(4,318)	3,548	--	(31,352)
Total accumulated depreciation/amortization	(31,436)	(4,384)	3,548	--	(32,272)
Total capital assets, net - internal service funds	\$ 25,353	\$ 2,639	\$ (159)	\$ --	\$ 27,833

Depreciation/amortization expense was charged to functions/programs of the primary government as follows:

	Depreciation/ Amortization (excluding ISF)	ISF Depreciation/ Amortization Allocation (1)	Total
Governmental activities:			
Policy & executive	\$ 618	\$ 90	\$ 708
Public safety	4,957	2,103	7,060
Health & public assistance	2,738	1,116	3,854
Community resources & public facilities	7,026	764	7,790
General government & support services	2,515	310	2,825
General county programs	66	1	67
Sub-total governmental activities	17,920	4,384	22,304
Business-type activities:			
Resource Recovery	2,391	--	2,391
Laguna Sanitation	1,108	--	1,108
Sub-total business-type activities	3,499	--	3,499
Total depreciation expense	\$ 21,419	\$ 4,384	\$ 25,803

(1) Depreciation/amortization of capital assets held by the County's ISF is charged to the various functions based on their usage of the assets.

Notes to the Financial Statements

County of Santa Barbara ~ Comprehensive Annual Financial Report for Year Ended June 30, 2015 ~ in thousands

7. CAPITAL ASSETS - CONTINUED

Work in progress at June 30, 2015 consists of the following projects for the primary government:

Governmental activities:

Capital Outlay projects:

North County jail	\$ 7,098	
Main Jail Sewer Replacement	2,024	
Live Oak Camp Improvements	1,080	
Santa Barbara Courthouse HVAC	829	
Santa Barbara Courthouse elevator	728	
Other projects (individually less than \$800)	<u>2,586</u>	
		\$ 14,345

Roads projects:

Jalama Road bridge	3,216	
Cathedral Oaks bridge	3,132	
Sandspit Road bridge	1,141	
Floridale Avenue bridge	1,105	
Hollister Avenue widening	888	
Calle Real pedestrian path	855	
Foothill Road Low Water Crossing replacement	707	
Fernald Point bridge	643	
Other projects (individually less than \$500)	<u>1,853</u>	
		13,540

Flood Control projects:

Mission Creek Corps project	13,258	
Las Vegas Creek/Encina drain	5,300	
Other projects (individually less than \$500)	<u>1,019</u>	
		19,577

General Fund projects

1,087

Public Health projects

147

Special Aviation projects

122

Sub-total governmental activities

48,818

Business-type activities:

Laguna Sanitation projects 591

Resource Recovery projects 25

Sub-total business-type activities 616

Total work in progress \$ 49,434

Notes to the Financial Statements

County of Santa Barbara ~ Comprehensive Annual Financial Report for Year Ended June 30, 2015 ~ in thousands

8. SERVICE CONCESSION ARRANGEMENTS (SCA)

GASB Statement No. 60 (GASB 60), "Accounting and Financial Reporting for Service Concession Arrangements (SCA)" defines an SCA as a type of public-private or public-public partnership. As used in GASB 60, an SCA is an arrangement between a government (the transferor) and an operator in which all of the following criteria are met:

- a. The transferor conveys to the operator the right and related obligation to provide public services through the use and operation of a capital asset (referred to in the statement as a "facility") in exchange for significant consideration, such as an up-front payment, installment payments, a new facility, or improvements to an existing facility.
- b. The operator collects and is compensated by fees from third parties.
- c. The transferor determines or has the ability to modify or approve what services the operator is required to provide, to whom the operator is required to provide the services, and the prices or rates that can be charged for the services.

The County has determined that the following arrangements meet the criteria set forth above (where the County is the transferor) and therefore included these SCAs in the County's financial statements. GASB 60 also provides guidance on accounting treatment if the County were acting as an operator of another government's facility. The County has determined that there are no incidences where the County would qualify as such an operator.

Boathouse Restaurant

On February 1, 2008, the County entered into a 10-year agreement (having options for a 10-year extension and a subsequent 5-year extension) with Santa Barbara Shellfish Company Incorporated (SB Shellfish), under which SB Shellfish will operate the Boathouse Restaurant, a walk-up snack bar, and rent beach-related equipment and supplies. Services are to be provided at reasonable rates. A summary of the important details, capital assets and the present value of installment payments pertaining to this SCA can be found below.

Cachuma Store and Marina

On March 6, 2012, the County entered into a 10-year agreement with Pyramid Enterprises, Incorporated (Pyramid), under which Pyramid will operate the Cachuma store and marina and sell gas. Services are to be provided at reasonable rates. The structures and related equipment pertaining to the SCA have been fully depreciated. A summary of the important details of this SCA can be found below.

Santa Barbara County Bowl

On June 1, 2011, the County entered into a 45-year agreement (having an option for a 25-year extension) with the Santa Barbara County Bowl Foundation (Foundation), under which the Foundation will operate the outdoor amphitheater, maximizing access for community programs, stage events, musical performances, and other performing art events. Prices for merchandise, food, and beverages are to be comparable to prices charged at similar establishments; however, the Foundation sets ticket pricing. A portion of each ticket goes to the Santa Barbara Arts Commission with the remaining revenue used to run operations and maintain and improve facilities. A summary of the important details and the capital assets pertaining to this SCA can be found below.

Beachside Restaurant

On March 25, 1985, the County entered into a 37-year agreement with Richhardy Corporation (Richhardy), under which Richhardy will have exclusive rights to operate and maintain a food and beverage business, fishing tackle and bait shop, and boat rental business. The County has the ability to review the rates Richhardy charges. A summary of the important details, capital assets, and the present value of installment payments pertaining to this SCA can be found below.

Notes to the Financial Statements

County of Santa Barbara ~ Comprehensive Annual Financial Report for Year Ended June 30, 2015 ~ in thousands

8. SERVICE CONCESSION ARRANGEMENTS (SCA) - CONTINUED

Jalama Beach Store

On January 1, 2008, the County entered into a 10-year agreement (having an option for two 5-year extensions) with Jalama Beach Store Incorporated (Jalama), under which Jalama has the right to the sell food and beverages (including beer and wine), kitchen supplies, camping supplies, housekeeping and other related supplies and conveniences; rent swimming and beach equipment & supplies; operate a restaurant and delicatessen; and rent vacation trailers. Services are to be provided at reasonable rates. A summary of the important details, capital assets and the present value of installment payments pertaining to this SCA can be found below.

A summary of the important details for each SCA over the term of their agreements are as follows:

	Date SCA Entered Into	Term of SCA	Expiration of SCA	Minimum Installment Payment (per month)	Revenue Sharing
Boathouse Restaurant	2/1/2008	10 years	12/31/2017	\$ 16	10% gross sales; 1.47% on income over \$3.8 million
Jalama Beach Store	1/1/2008	10 years	12/31/2017	3	8% of gross sales
Beachside Restaurant	3/25/1985	37 years	3/31/2022	2	6% of gross sales
Cachuma Store and Marina	3/6/2012	10 years	3/5/2022	-	10% of marina gross sales; 7% of store gross sales; 3 cents per gallon of gasoline
Santa Barbara County Bowl	6/1/2011	45 years	5/31/2056	-	\$0.25 per ticket sold up to \$50,000 per concert
				\$ 21	

Capital assets balances for each SCA for the year ended June 30, 2015 and over the term of the agreement are as follows:

	Structures & Structure Improvements	Land	Total
Santa Barbara County Bowl	\$ 33,041	\$ 1,188	\$ 34,229
Boathouse Restaurant	1,698	-	1,698
Beachside Restaurant	568	-	568
Jalama Beach Store	55	-	55
	\$ 35,362	\$ 1,188	\$ 36,550

Notes to the Financial Statements

County of Santa Barbara ~ Comprehensive Annual Financial Report for Year Ended June 30, 2015 ~ in thousands

8. SERVICE CONCESSION ARRANGEMENTS (SCA) - CONTINUED

The deferred inflows of resources activity for each SCA for year ended June 30, 2015 was as follows:

	Balance July 1, 2014	Additions/ Restatements	Deletions/ Amortization (1)	Balance June 30, 2015
SCA Capital Assets				
Santa Barbara County Bowl	\$ 29,402	\$ 2,628	\$ (766)	31,264
Boathouse Restaurant	1,071	--	(313)	758
Beachside Restaurant	450	--	(59)	391
Jalama Beach Store	24	16	(12)	28
Sub-total SCA capital assets	<u>30,947</u>	<u>2,644</u>	<u>(1,150)</u>	<u>32,441</u>
Present Value of Installment Payments (2):				
Boathouse Restaurant	635	--	(182)	453
Beachside Restaurant	135	--	(18)	117
Jalama Beach Store	118	--	(33)	85
Sub-total present value of installment payments	<u>888</u>	<u>--</u>	<u>(233)</u>	<u>655</u>
Total deferred inflows	<u>\$ 31,835</u>	<u>\$ 2,644</u>	<u>\$ (1,383)</u>	<u>\$ 33,096</u>

(1) Amortization calculated using straight-line method for the term of agreement for each SCA.

(2) Installment payments present value calculated using a discount rate of 2.1% for the term of agreement for each SCA.

Notes to the Financial Statements

County of Santa Barbara ~ Comprehensive Annual Financial Report for Year Ended June 30, 2015 ~ in thousands

9. ADVANCES FROM GRANTORS AND THIRD PARTIES

Under both the accrual and modified accrual basis of accounting, revenue may be recognized only when earned. Therefore, the governmentwide Statement of Net Position as well as governmental and enterprise funds defer revenue recognition in connection with resources that have been received as of year-end, but not yet earned. Assets recognized in connection with a transaction before the earnings process is complete are offset by a corresponding liability for advances from grantors and third parties.

At June 30, 2015, the various components of advances from grantors and third parties reported are as follows:

	<u>Advances</u>
General Fund:	
Camping and day use fees	\$ 965
Total General Fund	<u>965</u>
Social Services Fund:	
Grant drawdowns prior to meeting eligibility requirements	<u>6,189</u>
Capital Projects Fund:	
Developer mitigation fees	<u>6,143</u>
Roads Fund:	
Farmworker fare revenue	3,610
Advances from California Department of Transportation for road projects	<u>707</u>
Total Roads Fund	<u>4,317</u>
Affordable Housing Fund:	
Advances on state & federal grants for Affordable Housing	<u>2,484</u>
Alcohol, Drug, and Mental Health Services Fund:	
Early, periodic, screening, diagnosis, and treatment	134
Mental Health Services Act capital/information technology	<u>93</u>
Total Alcohol, Drug, and Mental Health Fund	<u>227</u>
Fire Protection District Fund:	
Fire district mitigation fees	<u>568</u>
Flood Control District Fund:	
Developer mitigation fees	<u>172</u>
Nonmajor Governmental Funds:	
Advances on state & federal grants for Child Support Services	<u>354</u>
Total advances from grantors and third parties	<u>\$ 21,419</u>

Notes to the Financial Statements

County of Santa Barbara ~ Comprehensive Annual Financial Report for Year Ended June 30, 2015 ~ in thousands

10. LONG-TERM LIABILITIES

Changes in Long-term Liabilities

The long-term liability activity for the year ended June 30, 2015 was as follows:

	Balance July 1, 2014	Additions	Deletions	Balance June 30, 2015	Due Within One Year
Governmental activities:					
Capital lease obligations	\$ 3,013	\$ --	\$ (327)	\$ 2,686	\$ 345
Certificates of participation (COP)	41,592	--	(11,909)	29,683	883
Unamortized premium on COP	21	--	(7)	14	--
Unamortized discount on COP	(199)	--	52	(147)	--
Bonds and notes payable	17,070	9,925	(3,415)	23,580	2,890
Compensated absences	31,450	28,006	(27,954)	31,502	27,954
Liability for self-insurance claims	28,417	4,765	(8,940)	24,242	7,047
Estimated litigation liability	794	--	(591)	203	--
OPEB obligation	73,121	16,657	--	89,778	--
Net pension liability*	709,203	--	(153,551)	555,652	--
Other long-term liabilities	2,434	1,109	(803)	2,740	--
Sub-total governmental activities	<u>906,916</u>	<u>60,462</u>	<u>(207,445)</u>	<u>759,933</u>	<u>39,119</u>
Business-type activities:					
Certificates of participation	6,692	--	(695)	5,997	717
Unamortized premium on COP	89	--	(25)	64	--
Bonds and notes payable	8,203	--	(741)	7,462	757
Compensated absences	668	612	(608)	672	595
Landfill closure/postclosure care costs	20,796	6,818	(820)	26,794	439
OPEB obligation	1,571	344	--	1,915	--
Net pension liability*	12,569	--	(2,761)	9,808	--
Sub-total business-type activities	<u>50,588</u>	<u>7,774</u>	<u>(5,650)</u>	<u>52,712</u>	<u>2,508</u>
Total long-term liabilities	<u>\$ 957,504</u>	<u>\$ 68,236</u>	<u>\$ (213,095)</u>	<u>\$ 812,645</u>	<u>\$ 41,627</u>

The long-term liability activity for each major enterprise fund for the year ended June 30, 2015 was as follows:

	Balance July 1, 2014	Additions	Deletions	Balance June 30, 2015	Due Within One Year
Resource Recovery:					
Certificates of participation	\$ 6,692	\$ --	\$ (695)	\$ 5,997	\$ 717
Unamortized premium on COP	89	--	(25)	64	--
Compensated absences	558	495	(488)	565	488
Landfill closure/postclosure care costs	20,796	6,818	(820)	26,794	439
OPEB obligation	1,274	280	--	1,554	--
Net pension liability*	10,089	--	(2,243)	7,846	--
Sub-total Resource Recovery	<u>39,498</u>	<u>7,593</u>	<u>(4,271)</u>	<u>42,820</u>	<u>1,644</u>
Laguna Sanitation:					
Bonds and notes payable	8,203	--	(741)	7,462	757
Compensated absences	110	117	(120)	107	107
OPEB obligation	297	64	--	361	--
Net pension liability*	2,480	--	(518)	1,962	--
Sub-total Laguna Sanitation	<u>11,090</u>	<u>181</u>	<u>(1,379)</u>	<u>9,892</u>	<u>864</u>
Total long-term liabilities - business-type activities	<u>\$ 50,588</u>	<u>\$ 7,774</u>	<u>\$ (5,650)</u>	<u>\$ 52,712</u>	<u>\$ 2,508</u>

*The net pension liability is a new long-term liability beginning in Fiscal Year 2014-15 as a result of the implementation of GASB Statement No. 68. The prior year balance is a result of a prior period adjustment (Note 24).

Notes to the Financial Statements

County of Santa Barbara ~ Comprehensive Annual Financial Report for Year Ended June 30, 2015 ~ in thousands

10. LONG-TERM LIABILITIES - CONTINUED

In governmental activities, the liability for the majority of employee compensated absences, litigation, and other postemployment benefit obligations are liquidated by the General Fund. The self-insurance claims liability is reported in the risk management and insurance internal service fund and will be liquidated by that fund.

Internal Service Funds predominantly serve the governmental funds. Accordingly, their long-term liabilities are included as part of the totals for governmental activities. The long-term liability activity for the Internal Service Funds for the year ended June 30, 2015 was as follows:

	Balance			Balance	
	July 1, 2014	Additions	Deletions	June 30, 2015	Due Within One Year
Internal Service Funds:					
Compensated absences	\$ 737	\$ 483	\$ (488)	\$ 732	\$ 488
Bonds and notes payable	4,590	--	(335)	4,255	335
Liability for self-insurance claims	28,417	4,765	(8,940)	24,242	7,047
OPEB obligation	1,341	294	--	1,635	--
Net pension liability*	10,127	--	(2,250)	7,877	--
Total long-term liabilities - Internal Service Funds	<u>\$ 45,212</u>	<u>\$ 5,542</u>	<u>\$ (12,013)</u>	<u>\$ 38,741</u>	<u>\$ 7,870</u>

*The net pension liability is a new long-term liability beginning in Fiscal Year 2014-15 as a result of the implementation of GASB Statement No. 68. The prior year balance is a result of a prior period adjustment (Note 24).

Rebatable Arbitrage Earnings

The Tax Reform Act of 1986 instituted certain arbitrage restrictions with respect to the issuance of tax-exempt bonds after August 31, 1986. Arbitrage regulations deal with the investment of all tax-exempt bond proceeds at an interest yield greater than the interest yield paid to bondholders. Generally, all interest paid to bondholders can be retroactively rendered taxable if applicable rebates are not reported and paid to the Internal Revenue Service at least every five years. During the current year, the County performed calculations of excess investment earnings on various bonds and financings, and found that the County had no rebateable arbitrage liability at June 30, 2015.

Governmental Activities – Conduit Debt

Fixed Rate Obligation – Montecito Retirement Association

In March 2004, the County issued conduit debt in the form of certificates of participation (COP) under the authority of Chapter 7 of Part 5 of Division 3 of the Health and Safety Code of the State of California. This was done on behalf of the Montecito Retirement Association (Association). These funds were used to finance the construction of facilities in the County, to finance certain equipment used by the Association in its operations, and to refund other debt held by the Association.

In March 2012, the County issued new conduit debt in the form of a fixed rate obligation held by Santa Barbara Bank & Trust. These funds were used to refund the Association's 2004 COP obligations. This debt does not represent a liability of the County, as the County is not obligated in any manner for the debt. Accordingly, it is not reported as a liability in the accompanying financial statements. As of June 30, 2015, the conduit debt principal amount outstanding was \$10,204.

Notes to the Financial Statements

County of Santa Barbara ~ Comprehensive Annual Financial Report for Year Ended June 30, 2015 ~ in thousands

11. LEASES

Operating Leases as Lessee

The following is a schedule of future minimum rental payments required under operating leases entered into by the County that have initial or remaining non-cancelable lease terms in excess of one year as of June 30, 2015:

<u>Year Ending June 30,</u>	<u>Amount</u>
2016	\$ 120
2017	58
2018	17
2019	2
2020	--
Total minimum rental payments	<u>\$ 197</u>

Total rental expenditure/expense for the year ended June 30, 2015 was \$3,176, of which \$284 was recorded in the General Fund.

Operating Leases as Lessor

The County as lessor leases sections of the Casa Nueva building to both the Santa Barbara County Association of Governments and the Santa Barbara Air Pollution Control District under operating leases with terms from July 2003 through April 2034. The original cost of the Casa Nueva building was \$6,168. As of June 30, 2015, the building had a carrying amount of \$4,811, net of accumulated depreciation of \$1,357.

The County as lessor also leases sections of the Public Health building known as the VA Clinic to the Veterans Administration under an operating lease with a term of October 2007 through September 2017. The original cost of the VA Clinic was \$891. As of June 30, 2015, the building had a carrying amount of \$316, net of accumulated depreciation of \$575.

The following is a schedule of future minimum rentals to be received under operating leases entered into by the County as lessor that have initial or remaining non-cancelable lease terms in excess of one year as of June 30, 2015:

<u>Year Ending June 30,</u>	<u>Amount</u>
2016	\$ 591
2017	595
2018	383
2019	312
2020	312
2021-2025	1,561
2026-2030	1,561
2031-2034	1,196
Total minimum rentals to be received	<u>\$ 6,511</u>

As of the year ended June 30, 2015, total rental income was \$617 all of which was recorded in the General Fund.

Notes to the Financial Statements

County of Santa Barbara ~ Comprehensive Annual Financial Report for Year Ended June 30, 2015 ~ in thousands

11. LEASES - CONTINUED

Capital Leases

The County has entered into certain capital lease arrangements under which the related structures and equipment will become the property of the County when all terms of the lease agreements are met. The following is a schedule of future minimum capital lease payments, payable from the General Fund and certain special revenue funds, as of June 30, 2015:

<u>Year Ending June 30,</u>	<u>Governmental Activities</u>
2016	\$ 485
2017	485
2018	445
2019	406
2020	302
2021-2025	991
2026-2030	298
Total minimum lease payments	3,412
Less: amount representing interest	(726)
Total present value of minimum lease payments	<u>\$ 2,686</u>

The following is a schedule of capital assets acquired through capital leases as of June 30, 2015:

	<u>Governmental Activities</u>
Land	\$ 1,283
Structures and improvements	3,611
Total capital assets, gross	4,894
Less: accumulated depreciation	(786)
Total capital assets, net, under capital leases	<u>\$ 4,108</u>

Depreciation expense related to capital assets under capital leases for governmental activities was \$238 for the year ended June 30, 2015.

12. CERTIFICATES OF PARTICIPATION (COP)

The Santa Barbara County Finance Corporation (Corporation), a public benefit corporation, was created to issue certificates of participation that are securities issued and marketed to investors. The certificates are sold to provide funds to the County to finance the costs of acquisition, installation and construction of capital projects. These certificates are secured by annual lease payments paid by the County to the Corporation and these lease payments are used by the Corporation to pay the interest and principal of the debt.

The certificates contain certain debt covenants, which are deemed by the County to be duties imposed by law. The County must include the applicable lease payments due each year in its annual budget and make the necessary appropriations. The County is also required to maintain certain levels of liability, property damage, casualty, business interruption, earthquake and title insurance in connection with each lease agreement. The County is in compliance with all significant financial restrictions and requirements as set forth in its various debt covenants.

Notes to the Financial Statements

County of Santa Barbara ~ Comprehensive Annual Financial Report for Year Ended June 30, 2015 ~ in thousands

12. CERTIFICATES OF PARTICIPATION (COP) - CONTINUED

In FY 09-10, the County issued \$14,935 of taxable COP debt classified as Recovery Zone Economic Development Bonds (RZEDB) for purposes of the American Recovery and Reinvestment Act (ARRA). Pursuant to the ARRA, the County expects to receive a cash subsidy payment from the United States Treasury equal to 45% of the interest payable. The County received a subsidy of \$389 during the current fiscal year.

Current Refunding

On December 17, 2014, the County current refunded its 2005 COP debt. The \$11,080 liability was current refunded through the issuance of a private placement bond (see Note 13). The bonds were issued at a 2.33% interest rate, which is a 2.05% reduction from the average coupon rate of the 2005 COP debt. As a result of the refunding, the County obtained an economic gain (difference between present value of the debt service payments on the old debt and the new debt) of \$1,163. The difference in the cash flow requirements to service the old debt of \$12,302 and the cash flow requirements to service the new debt of \$11,027 is \$1,275.

A summary of COP principal outstanding as of June 30, 2015 is as follows:

	Interest Rate %	Date of Issue	Maturity	Amount of Original Issue	Outstanding as of 6/30/2015
Governmental activities:					
2008 Capital Improvements	4.00-4.75	6/25/2008	12/1/2028	\$ 17,000	\$ 14,220
2010 Capital Improvements	3.00-5.00	6/10/2010	12/1/2019	884	528
2010 Capital Improvements - RZEDB	6.22-6.25	6/10/2010	12/1/2040	14,935	14,935
Sub-total governmental activities				<u>32,819</u>	<u>29,683</u>
Business-type activities:					
2008 Capital Improvements	3.00-4.50	6/25/2008	12/1/2023	6,625	4,315
2010 Capital Improvements	3.00-5.00	6/10/2010	12/1/2019	2,821	1,682
Sub-total business-type activities				<u>9,446</u>	<u>5,997</u>
Total COP principal outstanding				<u>\$ 42,265</u>	<u>\$ 35,680</u>

Notes to the Financial Statements

County of Santa Barbara ~ Comprehensive Annual Financial Report for Year Ended June 30, 2015 ~ in thousands

12. CERTIFICATES OF PARTICIPATION (COP) - CONTINUED

The following is a schedule of total COP debt service requirements to maturity as of June 30, 2015:

Year Ending June 30,	Governmental Activities		Business-type Activities	
	Principal	Interest	Principal	Interest
2016	\$ 883	\$ 1,563	\$ 717	\$ 231
2017	882	1,528	752	203
2018	935	1,492	775	175
2019	974	1,454	806	145
2020	1,008	1,414	837	110
2021-2025	7,751	6,027	2,110	191
2026-2030	8,130	3,839	--	--
2031-2035	3,725	2,284	--	--
2036-2040	4,420	1,014	--	--
2041-2045	975	30	--	--
Sub-total	29,683	20,645	5,997	1,055
Unamortized premium	14	--	64	--
Unamortized discount	(147)	--	--	--
Total COP debt, net	\$ 29,550	\$ 20,645	\$ 6,061	\$ 1,055

13. BONDS AND NOTES PAYABLE

Governmental Activities (Excluding Internal Service Funds)

Bonds Payable

On December 17, 2014 the County issued \$9,925 of private placement bonds at an interest rate of 2.33% and used the proceeds to refund the County's 2005 COP debt (see Note 12).

The bonds payable outstanding at June 30, 2015 is \$19,325. The following is the repayment schedule as of June 30, 2015:

Year Ending June 30,	Principal	Interest	Total
2016	\$ 2,555	\$ 409	\$ 2,964
2017	2,605	353	2,958
2018	2,670	296	2,966
2019	2,730	237	2,967
2020	2,790	177	2,967
2021-2025	5,975	262	6,237
Total bonds payable	\$ 19,325	\$ 1,734	\$ 21,059

Internal Service Funds

Photovoltaic Solar Energy Facility Qualified Energy Conservation Bonds

On September 27, 2011, the County issued \$5,250 of Qualified Energy Conservation Bonds (QECB) at an interest rate of 4.08% per annum. The proceeds were used to acquire a photovoltaic solar energy facility for the County's Calle Real campus.

The QECBs are taxable bonds that entitle the issuer to receive a direct subsidy payment from the United States Treasury (Treasury) equal to the lesser of (i) the taxable rate of the bonds or (ii) 70% of the Qualified Tax Credit Bond (QTCB) Rate on every semi-annual interest payment date. At the time of issuance, the QTCB Rate was 4.55%; therefore, the County will receive a Treasury subsidy of 70% of 4.55%, or approximately \$1,395 over the life of the bonds, resulting in a true interest cost of 0.94%. These bonds will be repaid from the Utilities Fund.

Notes to the Financial Statements

County of Santa Barbara ~ Comprehensive Annual Financial Report for Year Ended June 30, 2015 ~ in thousands

13. BONDS AND NOTES PAYABLE - CONTINUED

The Calle Real solar facility bonds payable outstanding at June 30, 2015 is \$4,255. The following is the repayment schedule as of June 30, 2015:

Year Ending June 30,	Principal	Interest	Total
2016	\$ 335	\$ 167	\$ 502
2017	340	153	493
2018	345	139	484
2019	345	125	470
2020	350	111	461
2021-2025	1,800	336	2,136
2026-2030	740	30	770
Total bonds payable	<u>\$ 4,255</u>	<u>\$ 1,061</u>	<u>\$ 5,316</u>

Business-Type Activities

Laguna Sanitation Wastewater Treatment Plant Note Payable

On August 16, 2001, the Laguna County Sanitation District (Laguna Sanitation) entered into a financing contract with the State of California (State) for the construction of a Total Dissolved Solids and Recycled Water Treatment Plant. Under the contract, the State made fifteen disbursements totaling \$9,150 to Laguna Sanitation during the period of February 2002 through June 2003. Repayment of the note commenced in July 2004 and will continue through July 2023. Note payments are due on July 1st of each year; as such, these payments are regularly made in June of the prior fiscal year. The interest rate on the note is 2.40% per annum.

The note payable outstanding at June 30, 2015 is \$4,286. The following is the repayment schedule as of June 30, 2015:

Year Ending June 30,	Principal	Interest	Total
2016	\$ 492	\$ 103	\$ 595
2017	504	91	595
2018	516	79	595
2019	529	67	596
2020	541	54	595
2021- 2024	1,704	82	1,786
Total note payable	<u>\$ 4,286</u>	<u>\$ 476</u>	<u>\$ 4,762</u>

Laguna Sanitation Qualified Energy Conservation Bonds

On May 25, 2011, the Laguna County Sanitation District (Laguna Sanitation) issued \$4,170 of Qualified Energy Conservation Bonds (QECCB) at an interest rate of 5.25% per annum. The proceeds were used to acquire a photovoltaic solar energy facility, which is projected to save the District \$12,000 in financing, operating and maintenance costs over a 30 year period.

The QECCBs are taxable bonds that entitle the issuer to receive a direct subsidy payment from the United States Treasury (Treasury) equal to the lesser of (i) the taxable rate of the bonds or (ii) 70% of the Qualified Tax Credit Bond (QTCB) Rate on every semi-annual interest payment date. At the time of issuance, the QTCB Rate was 4.95%; therefore, the District will receive a Treasury subsidy of 70% of 4.95%, or \$1,162 over the life of the bonds, resulting in a true interest cost of 1.97%.

Notes to the Financial Statements

County of Santa Barbara ~ Comprehensive Annual Financial Report for Year Ended June 30, 2015 ~ in thousands

13. BONDS AND NOTES PAYABLE - CONTINUED

The Laguna Sanitation QECB bonds payable outstanding at June 30, 2015 is \$3,176. The following is the repayment schedule as of June 30, 2015:

Year Ending June 30,	Principal	Interest	Total
2016	\$ 265	\$ 163	\$ 428
2017	270	149	419
2018	275	135	410
2019	275	121	396
2020	280	106	386
2021-2025	1,495	302	1,797
2026-2030	316	12	328
Total bonds payable	<u>\$ 3,176</u>	<u>\$ 988</u>	<u>\$ 4,164</u>

14. SELF-INSURANCE

The County is exposed to various risks of loss related to torts; theft of, damage to, and destruction of assets; errors and omissions; injuries to employees; natural disasters; and medical malpractice. For these risks, the County has chosen to establish risk management internal service funds where assets are set aside for claim settlements associated with such risks of loss up to certain limits. In addition, the County has established separate self-insurance financing funds for unemployment claims and dental insurance benefits for employees and their dependents.

For general liability, medical malpractice, and workers' compensation claims, excess coverage is provided by the California State Association of Counties Excess Insurance Authority (Authority), a joint powers authority whose purpose is to develop and fund programs of excess insurance for its members, which include 93% of the counties in California and nearly 60% of the cities, as well as numerous school districts, special districts, housing authorities, fire districts, and other Joint Powers Authorities. A Board of Directors consisting of representatives from its members governs the Authority. The County's aggregate annual premium, including property insurance, paid to the Authority for the year ended June 30, 2015, was \$15,652. The Authority issues its own audited Comprehensive Annual Financial Report which can be obtained from the Authority located at 75 Iron Point Circle, Suite 200, Folsom, CA 95630.

The Authority retains financial responsibility for risk management claims in excess of the County's self-insurance retention. Self-insurance and Authority limits are as follows:

Type of Coverage	Self-Insurance Limit	Authority Limit
General Liability	\$ 500	\$ 25,000
Medical Malpractice**	\$ 500	\$ 21,500
Workers' Compensation*	\$ -	Statutory

*Effective July 1, 2010, the County obtained first dollar Workers' Compensation coverage through The Authority's Primary Workers' Compensation program. Claims for injuries prior to that date are covered under the Authority's Excess Insurance program.

**Effective October 1, 2014, the County obtained first dollar Medical Malpractice coverage through The Authority's Primary Medical Malpractice program. Claims for injuries prior to that date are covered under the Authority's Excess Insurance program.

The County purchases property insurance through the Authority from commercial insurance companies via a pool comprised of a majority of California counties and other California Public Agencies. The County is insured up to

Notes to the Financial Statements

County of Santa Barbara ~ Comprehensive Annual Financial Report for Year Ended June 30, 2015 ~ in thousands

14. SELF-INSURANCE - CONTINUED

\$600,000 for All Risk coverage, and up to \$490,000 for Flood and Earthquake coverages. All property damage risks are covered on a per occurrence basis and insured at full replacement values up to the policy limits. Deductibles per occurrence are \$10 for fire or other property damage, and \$25 for flood. The earthquake deductible is 5% of total values per separate building per occurrence, subject to a \$100 minimum.

Settled claims have not exceeded insurance coverage in any of the past three fiscal years.

The unpaid claims liabilities included in the risk management self-insurance internal service funds are based on the results of actuarial studies and include amounts for claims incurred but not reported and adjustment expenses. Claims liabilities are calculated considering the effects of inflation, recent claim settlement trends including frequency and amount of pay-outs, and other economic and social factors. General liability, workers' compensation, and medical malpractice liabilities are carried at present value using a discount rate of 1%. It is the County's practice to annually obtain full actuarial studies for general liability, medical malpractice, and workers' compensation coverages. Premiums are charged to departments using various allocation methods that include actual costs, trends in claims experience, and payroll costs. Premiums charged annually are established such that, when added with cash reserves on hand, adequate resources are provided to meet liabilities as they come due.

Changes in the claims liability for all self-insurance claims during the past two fiscal years are as follows:

	Fiscal Year Ended	
	June 30, 2014	June 30, 2015
Unpaid claims, beginning of year	\$ 31,944	\$ 28,417
Incurred claims	7,135	4,765
Claim payments	(10,662)	(8,940)
Unpaid claims, end of year	<u>\$ 28,417</u>	<u>\$ 24,242</u>

15. COMMITMENTS AND CONTINGENCIES

Litigation

The County is subject to various lawsuits and claims involving public liability and other actions incidental to the ordinary course of County operations. In the aggregate, these claims seek monetary damages in significant amounts. To the extent the outcome of such litigation has been determined to result in probable financial loss to the County, a liability for litigation of \$203, representing County Counsel's best estimate of the ultimate loss, has been accrued in the governmentwide Statement of Net Position. The timing of the payment of these losses cannot presently be determined.

A number of lawsuits and claims are pending against the County for which the financial loss to the County has been determined to be reasonably possible by County Counsel. These lawsuits include claims filed for inverse condemnation, tort liability, workers' compensation, civil rights violation, breach of contract, land use disputes, and storm damage. These lawsuits are seeking damages in excess of \$12,248. The County intends to vigorously defend itself against these lawsuits. The aggregate amount of the uninsured liabilities of the County and the timing of any anticipated payments which may result from such claims will not, in the opinion of County Counsel, significantly affect the financial condition of the County.

Grants

The County recognizes as revenue grant monies received as reimbursement for costs incurred in certain federal and state programs it administers. Although the County's federal grant programs are audited in accordance with the requirements of the Federal Single Audit Act of 1997 and the related U.S. Office of Management and Budget

Notes to the Financial Statements

County of Santa Barbara ~ Comprehensive Annual Financial Report for Year Ended June 30, 2015 ~ in thousands

15. COMMITMENTS AND CONTINGENCIES - CONTINUED

Circular A-133, these programs may be subject to financial and compliance audits by the reimbursing agencies. The amount, if any, of expenditures which may be disallowed by the granting agencies cannot be determined at this time, although the County expects such amounts, if any, to be immaterial, with the exception of the Alcohol, Drug, and Mental Health Services Fund.

Alcohol, Drug, and Mental Health Services (ADMHS) Fund

Counties provide mental health services to Medi-Cal beneficiaries through a publicly or privately operated mental health managed care plan contracted with the State Department of Health Care Services (DHCS) and share in the financial risk. Each California County operates its own mental health plan for Medi-Cal beneficiaries. The County, through the mental health plan, provides mental health services to adults and children directly and through Community Based Organizations (CBO).

Mental Health Medi-Cal claiming is a reimbursement system in which counties are provided an interim cash flow of State and Federal funding pending a three step process of reimbursement that includes filing a cost report, settlement of valid units of service and a cost report audit. Funding is made available through the Federal Medicaid entitlement program and California provides matching State and County funds. Claims are reimbursed based upon the appropriate Federal Medical Assistance Percentage (FMAP). This percentage represents the percentage of a claim for which the Federal government will pay Federal Financial Participation (FFP). Any amounts not provided by FFP must be matched by State or County funds. The year-end reporting process is the culmination of the mental health financial and statistical data accumulation for the services provided within the relevant Fiscal Year. The County is required to submit a cost report to DHCS by December 31 for all services provided by County and CBO staff for a fiscal year ending June 30. The cost report serves as a basis for computing the year-end settlement of approved service units and a settlement payment between DHCS and the County and is also the basic standardized record subject to audit. All year-end settlements are considered interim settlements and are subject to audit by DHCS. The audit is required to be completed three years after the year-end cost report is submitted and reconciled. Generally the cycle, from cost report submittal to final settlement, is not complete until five years after the initial cost report is filed by the County.

In past years this cost report settlement and audit process resulted in significant settlements with the State Department of Mental Health and now its successor agency DHCS. As reported to the County Board of Supervisors in May of 2015, the County currently estimates a potential liability exposure of up to \$7.5 million for outstanding issues with the State dating back to FY 07-08. The settlement and payment of these liabilities could span a five to ten year period. The County has identified sources to pay these liabilities that include a General Fund audit exception committed fund balance and ADMHS other long-term liabilities payable.

Santa Barbara County Redevelopment Successor Agency

In accordance with Assembly Bill (AB) 1X 26 and AB 1434, all redevelopment agencies in the State of California were dissolved and ceased to operate as legal entities as of February 1, 2012. It is reasonably possible that the State Department of Finance could invalidate any of the obligations reported on the Successor Agency's Recognized Obligations Payment Schedule. The range of potential loss of revenue to pay these obligations is between \$0 and \$20,000 over the remaining life of the Successor Agency (16 years).

Contracts

The County has entered into contracts to purchase goods and services from various vendors. Approximately \$119,037 will be payable upon future performance under these contracts.

Notes to the Financial Statements

County of Santa Barbara ~ Comprehensive Annual Financial Report for Year Ended June 30, 2015 ~ in thousands

16. LANDFILL CLOSURE AND POSTCLOSURE

The County owns and operates three landfill sites: Tajiguas, Foxen Canyon, and New Cuyama. Two of the three sites are closed - New Cuyama closed in FY 95-96; Foxen Canyon was converted to a transfer station in FY 03-04 and subsequently closed in FY 08-09.

State and federal laws and regulations require the County to place a final cover on these landfill sites when they stop accepting waste and to perform certain maintenance and monitoring functions at each site for thirty years after closure. Although closure and postclosure care costs will be paid only near or after the date that the respective landfill stops accepting waste, the County reports a portion of these closure and postclosure care costs as an operating expense in each period based on landfill capacity used as of each balance sheet date.

The \$26,794 reported as landfill closure and postclosure care liability at June 30, 2015, represents the cumulative amount reported to date based on the estimated percentages of used capacity of the landfills as follows:

Landfill	Capacity Used	Remaining Years	Remaining Postclosure Years
Tajiguas	82%	12	Open
Foxen Canyon	95%	closed	26
New Cuyama	100%	closed	16

The County will recognize the remaining estimated cost of closure and postclosure care of \$5,263 as the remaining estimated capacity is filled. These amounts are based on what it would cost to perform all remaining closure and postclosure care in 2015. The County expects to close the Tajiguas landfill in the year 2026. Actual cost may be higher due to inflation, changes in technology, or changes in regulations.

The County is required by state and federal laws and regulations to make annual contributions and/or provide an alternative funding mechanism to finance closure and postclosure care. The County is in compliance with these requirements, and, at June 30, 2015, restricted cash and investments of \$18,196 are held for these purposes. These are reported as restricted assets on the balance sheet (see Note 5).

Restricted cash for closure, postclosure and corrective action financial assurances costs at June 30, 2015 is comprised of the following:

Landfill	Closure Cost	Postclosure Cost	Corrective Action Cost	Total Restricted Cash
Tajiguas	\$ 14,240	\$ 1,038	\$ 666	\$ 15,944
Foxen Canyon	--	1,047	286	1,333
New Cuyama	--	228	691	919
Total	<u>\$ 14,240</u>	<u>\$ 2,313</u>	<u>\$ 1,643</u>	<u>\$ 18,196</u>

Additionally, the County has pledged revenues from future tipping fees generated at the Santa Barbara South Coast Transfer Station to fund a portion of the postclosure maintenance costs. The County expects that future inflation costs will be paid from interest earnings on these annual contributions. However, if interest earnings are inadequate or additional postclosure care requirements are determined (due to changes in technology or applicable laws or regulations, for example), these costs may need to be covered through landfill tip fees and/or added program fees to the municipal refuse rates paid by county residents.

Notes to the Financial Statements

County of Santa Barbara ~ Comprehensive Annual Financial Report for Year Ended June 30, 2015 ~ in thousands

17. DEFERRED OUTFLOWS AND INFLOWS OF RESOURCES

Pursuant to GASB Statement No. 63, "Financial Reporting of Deferred Outflows of Resources, Deferred Inflows of Resources, and Net Position," and GASB Statement No. 65, "Items Previously Reported as Assets and Liabilities," the County recognized deferred outflows of resources in the governmentwide and proprietary fund statements. These items are a consumption of net position by the County that is applicable to a future reporting period. Previous financial reporting standards do not include guidance for reporting those financial statement elements, which are distinct from assets and liabilities. The County has two items that are reportable on the Governmentwide Statement of Net Position: the first item relates to outflows from changes in the net pension liability (Note 21) and the second item relates to Social Services benefit payments that have met all requirements other than timing, the inflow of resources related to the benefit payments are reported as Advances from Grantors and Third Parties (Note 9). Deferred outflows of resources that are reported in the proprietary funds are included in the Governmentwide Statement of Net Position.

The County has one item that is reportable on the Governmental Fund Balance Sheet from Social Services benefit payments. These benefit payments are reported as deferred outflows of resources under the modified accrual basis of accounting as that have met all eligibility requirements other than timing.

Deferred outflows of resources balances for the year ended June 30, 2015 were as follows:

Governmentwide Deferred Outflows	
Governmental Activities	
Social Services	\$ 514
Pensions	115,087
Total Governmental Activities	<u>115,601</u>
Business-type Activities	
Pensions	2,069
Total Business-type Activities	<u>2,069</u>
Total Governmentwide Deferred Outflows	<u>\$ 117,670</u>
Governmental Funds Deferred Outflows	
Social Services Fund	
Social Services	\$ 514
Total Governmental Fund Deferred Outflows	<u>\$ 514</u>

Notes to the Financial Statements

County of Santa Barbara ~ Comprehensive Annual Financial Report for Year Ended June 30, 2015 ~ in thousands

17. DEFERRED OUTFLOWS AND INFLOWS OF RESOURCES - CONTINUED

Pursuant to GASB Statement No. 63, "Financial Reporting of Deferred Outflows of Resources, Deferred Inflows of Resources, and Net Position," and GASB Statement No. 65, "Items Previously Reported as Assets and Liabilities," the County recognized deferred inflows of resources in the governmentwide, governmental fund, and proprietary fund statements. These items are an acquisition of net position by the County that is applicable to a future reporting period. Previous financial reporting standards do not include guidance for reporting those financial statement elements, which are distinct from assets and liabilities. The County has three items that are reportable on the Governmentwide Statement of Net Position: the first item relates to the assets and future installment payments of the Service Concession Arrangements (Note 8), the second item relates to the principal balance of the loans with a forgiveness clause included in the housing loan receivable amount (Note 6), and the last item relates to inflows from changes in the net pension liability (Note 21). Deferred inflows of resources that are reported in the proprietary funds are included in the Governmentwide Statement of Net Position.

Under the modified accrual basis of accounting, it is not enough that revenue is earned; it must also be available to finance expenditures of the current period. Governmental funds will therefore include additional deferred inflows of resources for amounts that have been earned but are not available to finance expenditures in the current period. The County has two items that are reportable on the Governmental Fund Balance Sheet: the first of these items relates to the total housing loan principal and interest receivable amount (Note 6) and the second relates to miscellaneous earned but unavailable revenue due to prior year Medi-Cal Settlement payments (Note 6).

Deferred inflows of resources balances for the year ended June 30, 2015 were as follows:

Governmentwide Deferred Inflows	
Governmental Activities	
Service Concession Arrangements	\$ 33,096
Housing Loan Principal Payments	3,948
Pensions	120,084
Total Governmental Activities	<u>157,128</u>
Business-type Activities	
Pensions	2,159
Total Business-type Activities	<u>2,159</u>
Total Governmentwide Deferred Inflows	<u>\$ 159,287</u>
Governmental Funds Deferred Inflows	
General Fund	
Housing Loan Principal Payments	\$ 500
Public Health Fund	
Miscellaneous Unavailable Revenue	371
Affordable Housing Fund	
Housing Loan Payments	44,166
Total Governmental Fund Deferred Inflows	<u>\$ 45,037</u>



Notes to the Financial Statements

County of Santa Barbara ~ Comprehensive Annual Financial Report for Year Ended June 30, 2015 ~ in thousands

18. FUND BALANCES

Fund balances are presented in the following categories: nonspendable, restricted, committed, assigned, and unassigned (see Note 1 for a description of these categories). A detailed schedule of fund balances at June 30, 2015 is as follows:

	General	Roads	Public Health	Social Services	ADMHS	Flood Control District	Affordable Housing	Fire Protection District	Capital Projects	Other Governmental Funds	Total Governmental Funds
Nonspendable in form:											
Teeter Tax Losses	\$ 7,442	\$ --	\$ --	\$ --	\$ --	\$ --	\$ --	\$ --	\$ --	\$ --	\$ 7,442
Receivables	3,550	--	--	--	--	52	--	1,039	--	32	4,673
Prepays/Deposits	50	--	--	--	--	--	--	--	--	6	56
Total nonspendable fund balance	11,042	--	--	--	--	52	--	1,039	--	38	12,171
Restricted for:											
Purpose of Fund	673	17,534	1,011	2,479	4,119	54,289	4,797	8,458	--	20,242	113,602
Allocated for Capital Outlay	1	2,875	--	--	--	13,206	--	1,632	--	726	18,440
Health Care Programs	--	--	17,159	--	--	--	--	--	--	--	17,159
Local Realignment 2011	6,032	--	--	--	1,033	--	--	--	--	--	7,065
MHSA Prudent Reserve	--	--	--	--	2,023	--	--	--	--	217	2,240
P&D Offsite Mitigation	2,197	--	--	--	--	--	--	--	--	--	2,197
Public Safety Prop 172	2,057	--	--	--	--	--	--	--	--	--	2,057
Sheriff Categorical Grants	1,809	--	--	--	--	--	--	--	--	--	1,809
DMV/Livescan	--	--	--	--	--	--	--	--	1,620	--	1,620
FY 12/13,13/14 Operating Plans	--	--	880	125	67	201	12	--	--	155	1,440
Recorder Modernization	1,409	--	--	--	--	--	--	--	--	--	1,409
PHD Special Projects	258	--	954	--	--	--	--	--	--	--	1,212
Debt Service	--	--	--	--	--	--	--	--	--	1,200	1,200
Donations	139	--	--	32	--	--	--	--	--	1,008	1,179
Probation YOBG	1,109	--	--	--	--	--	--	--	--	--	1,109
Measure A Roads Funds	--	1,000	--	--	--	--	--	--	--	--	1,000
Recorder Operations	921	--	--	--	--	--	--	--	--	--	921
Probation LESF/COPS	880	--	--	--	--	--	--	--	--	--	880
Housing Trust Funds	--	--	--	--	--	--	852	--	--	--	852
Alcoholism Programs	--	--	--	--	749	--	--	--	--	--	749
Forfeiture Penalty	684	--	--	--	--	--	--	--	--	--	684
Los Prietos Donation	640	--	--	--	--	--	--	--	--	--	640
Maintenance-Casa Nueva Bldg	569	--	--	--	--	--	--	--	--	--	569
Assessor AB818	504	--	--	--	--	--	--	--	--	--	504
COP Proceeds	--	--	--	--	--	--	--	--	466	29	495
State - CDBG	--	--	--	--	--	--	391	--	--	--	391
Public Arts Program	357	--	--	--	--	--	--	--	--	--	357
Survey Monument	349	--	--	--	--	--	--	--	--	--	349
District Attorney Programs	344	--	--	--	--	--	--	--	--	--	344
Gaviota Bikeway	320	--	--	--	--	--	--	--	--	--	320
Recorder Micrographics	294	--	--	--	--	--	--	--	--	--	294
Weights and Measures	218	--	--	--	--	--	--	--	--	--	218
Recorder Redaction	214	--	--	--	--	--	--	--	--	--	214
Dispute Resolution	--	--	--	--	--	--	--	--	--	204	204
Drug Abuse Programs	--	--	--	--	148	--	--	--	--	--	148
State Off Hwy Fee	147	--	--	--	--	--	--	--	--	--	147
Probation Programs	141	--	--	--	--	--	--	--	--	--	141
Vital Records	138	--	--	--	--	--	--	--	--	--	138
Recorder ERDS	123	--	--	--	--	--	--	--	--	--	123
Real Estate Fraud	117	--	--	--	--	--	--	--	--	--	117
CalVet Subvention Program	112	--	--	--	--	--	--	--	--	--	112
Parks Projects	--	--	--	--	--	--	--	--	24	84	108
Consumer/Environmental	101	--	--	--	--	--	--	--	--	--	101
Unrealized Gains	--	11	9	1	4	40	3	4	2	13	87
Animal Control Programs	49	--	--	--	--	--	--	--	--	--	49
DSS Childrens Trust	--	--	--	43	--	--	--	--	--	--	43
DARE	40	--	--	--	--	--	--	--	--	--	40
Imprest Cash	--	1	3	15	5	--	--	--	--	1	25
	22,946	21,421	20,016	2,695	8,148	67,736	6,055	10,094	2,112	23,879	185,102

Notes to the Financial Statements

County of Santa Barbara ~ Comprehensive Annual Financial Report for Year Ended June 30, 2015 ~ in thousands

18. FUND BALANCES - CONTINUED

A detailed schedule of fund balances at June 30, 2015 continued:

	General	Roads	Public Health	Social Services	ADMHS	Flood Control District	Affordable Housing	Fire Protection District	Capital Projects	Other Governmental Funds	Total Governmental Funds
Committed to:											
Strategic Reserve	29,555	--	--	--	--	--	--	--	--	--	29,555
New Jail Operations	7,900	--	--	--	--	--	--	--	--	--	7,900
Purpose of Fund	581	--	--	1,265	--	--	--	--	3,008	2,501	7,355
Health Care Programs	--	--	5,438	--	--	--	--	--	--	--	5,438
Program Restoration	3,541	--	--	--	--	--	--	--	--	--	3,541
Contingencies	3,393	--	--	--	--	--	--	--	--	--	3,393
SB 1022 Match	--	--	--	--	--	--	--	--	3,081	--	3,081
General Services Projects	498	--	--	--	--	--	--	--	2,162	--	2,660
Mental Health	2,000	--	--	--	--	--	--	--	--	--	2,000
Parks Projects	877	--	--	--	--	--	--	--	965	--	1,842
Auditor Systems Maint/Develop	1,548	--	--	--	--	--	--	--	--	--	1,548
Clerk Record Assessor Projects	1,037	--	--	--	--	--	--	--	--	--	1,037
Planning/Development Projects	1,010	--	--	--	--	--	--	--	--	--	1,010
Audit Exceptions	982	--	--	--	--	--	--	--	--	--	982
Treas Tax Collector Projects	959	--	--	--	--	--	--	--	--	--	959
Elections Voting Equipment	916	--	--	--	--	--	--	--	--	--	916
Salary & Retirement Offset	888	--	--	--	--	--	--	--	--	--	888
Litigation	883	--	--	--	--	--	--	--	--	--	883
North County Jail Contingency	802	--	--	--	--	--	--	--	--	--	802
P&D Land Use System	794	--	--	--	--	--	--	--	--	--	794
FY 12/13,13/14 Operating Plans	697	--	--	--	--	--	--	--	--	--	697
Human Resources Programs	684	--	--	--	--	--	--	--	--	--	684
County Executive Programs	497	--	--	--	--	--	--	--	--	--	497
General County Programs	490	--	--	--	--	--	--	--	--	--	490
Sheriff Projects	201	--	--	--	--	--	--	--	213	--	414
District Attorney Programs	300	--	--	--	--	--	--	--	--	--	300
Public Defender Programs	221	--	--	--	--	--	--	--	--	--	221
Rental Maintenance	127	--	--	--	--	--	--	--	--	--	127
Facilities Maintenance	117	--	--	--	--	--	--	--	--	--	117
Probation Programs	94	--	--	--	--	--	--	--	--	--	94
Unrealized Gains	77	--	3	--	--	--	--	--	1	1	82
Ag Commissioner Projects	68	--	--	--	--	--	--	--	--	--	68
Maintenance-Montecito Com Hall	56	--	--	--	--	--	--	--	--	--	56
Building & Safety Permitting	40	--	--	--	--	--	--	--	--	--	40
Imprest Cash	23	--	--	--	--	--	--	--	--	--	23
Housing Programs	21	--	--	--	--	--	--	--	--	--	21
Toxic Waste Monitoring	10	--	--	--	--	--	--	--	--	--	10
Tobacco Settlement	--	--	4	--	--	--	--	--	--	--	4
Road Projects	--	--	--	--	--	--	--	--	--	--	--
	61,887	--	5,445	1,265	--	--	--	--	9,430	2,502	80,529
Unassigned fund balance:	3,242	--	--	--	--	--	--	--	--	--	3,242
Total fund balances	\$ 99,117	\$ 21,421	\$ 25,461	\$ 3,960	\$ 8,148	\$ 67,788	\$ 6,055	\$ 11,133	\$ 11,542	\$ 26,419	\$ 281,044

Notes to the Financial Statements

County of Santa Barbara ~ Comprehensive Annual Financial Report for Year Ended June 30, 2015 ~ in thousands

19. RESTRICTED COMPONENT OF NET POSITION

The restricted component of net position are assets that are subject to constraints either (1) externally imposed by creditors (such as debt covenants), grantors, contributors, or laws or regulations of other governments or (2) imposed by law through constitutional provisions or enabling legislation.

The restricted component of net position at June 30, 2015 for governmental activities is as follows:

Restricted for Public Safety:		
Sheriff	\$ 11,132	
Probation	9,417	
Fire Protection District	6,255	
District Attorney	1,259	
Public Defender	373	
Trial Courts	<u>204</u>	
		\$ 28,640
Restricted for Health & Public Assistance:		
Public Health	21,358	
Social Services	8,148	
First 5 Children and Families Commission	4,720	
Alcohol, Drug, and Mental Health Services	3,063	
Child Support Services	<u>188</u>	
		37,477
Restricted for Community Resources & Public Facilities:		
Flood Control District	67,787	
Roads	46,773	
Water Agency	21,421	
Other	6,483	
County Service Areas	3,461	
Planning and Development	2,901	
Housing	2,704	
Coastal Resources Enhancement	<u>1,209</u>	
		152,739
Restricted for General Government & Support Services:		
Clerk-Recorder-Assessor	3,601	
General Services	1,247	
Other	<u>112</u>	
		4,960
Restricted for General County Programs:		
Teeter Tax Losses	--	
Other	10,724	
Public and Educational Access	1,025	
Criminal Justice and Courthouse Construction	<u>987</u>	
		12,736
Total restricted component of net position - governmental activities		<u>\$ 236,552</u>

Included in governmental activities restricted net position at June 30, 2015 is net position restricted by enabling legislation of \$5,770.

Notes to the Financial Statements

County of Santa Barbara ~ Comprehensive Annual Financial Report for Year Ended June 30, 2015 ~ in thousands

20. INTERFUND TRANSACTIONS

Interfund Receivables / Payables

Amounts due to/from other funds at June 30, 2015 are as follows:

<u>Receivable Fund</u>	<u>Payable Fund</u>	<u>Amount</u>
General	Flood Control Districts	\$ 1,129
General	Social Services	1,008
Alcohol, Drug, & Mental Health Services	General Fund	554
Roads	Affordable Housing	435
General	Public Health	258
General	Affordable Housing	90
General	Criminal Justice Construction	41
Total due to/from other funds		<u>\$ 3,515</u>

The balances above are due to be paid in the subsequent fiscal year and resulted from when funds overdraw their share of pooled cash; or the time lag between the dates that 1) interfund goods and services are provided or reimbursable expenditures occur, 2) transactions are recorded in the accounting system, and 3) payments between funds are made.

Advances to/from other funds at June 30, 2015 are as follows:

<u>Receivable Fund</u>	<u>Payable Fund</u>	<u>Amount</u>
General	Resource Recovery Enterprise	\$ 1,760

The \$1,760 advanced to the Resource Recovery enterprise fund represents the remaining balance of an initial \$2,994 loan that provided financing resources for a landfill litigation settlement.

Transfers

Transfers are used to (1) move revenues from the fund required by statute or budget to collect them to the fund required by statute or budget to expend them, (2) move receipts identified for debt service from the funds collecting the receipts to the debt service fund as debt service payments become due, and (3) use unrestricted revenues collected in the General Fund to finance various programs accounted for in other funds in accordance with budgetary authorizations.

Notes to the Financial Statements

County of Santa Barbara ~ Comprehensive Annual Financial Report for Year Ended June 30, 2015 ~ in thousands

20. INTERFUND TRANSACTIONS - CONTINUED

Transfers to/from other funds at June 30, 2015 are as follows:

Transfer From	Transfer To	Amount	Purpose
General Fund	Nonmajor Governmental Funds	\$ 9,182	General Fund Contribution
	Alcohol, Drug, & Mental Health Services Fund	8,923	Other
	Public Health Fund	7,029	General Fund Contribution
	Social Services Fund	6,676	General Fund Contribution
	Capital Projects Fund	4,200	General Fund Contribution
	Roads Fund	3,440	General Fund Contribution
	Alcohol, Drug, & Mental Health Services Fund	3,066	General Fund Contribution
	Nonmajor Governmental Funds	2,600	Debt Service
	Capital Projects Fund	1,369	Other
	Roads Fund	883	Other
	Fire Protection District Fund	398	General Fund Contribution
	Fire Protection District Fund	318	Reimbursement
	Social Services Fund	313	Other
	Internal Service Funds	260	Other
	Internal Service Funds	249	Vehicles
	Capital Projects Fund	236	Reimbursement
	Capital Projects Fund	182	Capital Projects
	Alcohol, Drug, & Mental Health Services Fund	122	Capital Projects
	Capital Projects Fund	116	Vehicles
	Public Health Fund	4	Other
Nonmajor Governmental Funds	1	Other	
		<u>49,567</u>	
Roads Fund	Capital Projects Fund	24	Capital Projects
		<u>24</u>	
Public Health Fund	General Fund	2,271	Other
	Alcohol, Drug, & Mental Health Services Fund	270	Other
	Capital Projects Fund	198	Other
	Alcohol, Drug, & Mental Health Services Fund	78	Capital Projects
	Social Services Fund	14	Other
		<u>2,831</u>	
Social Services Fund	General Fund	138	Other
	Internal Service Funds	74	Vehicles
		<u>212</u>	

Notes to the Financial Statements

County of Santa Barbara ~ Comprehensive Annual Financial Report for Year Ended June 30, 2015 ~ in thousands

20. INTERFUND TRANSACTIONS - CONTINUED

Transfers to/from other funds at June 30, 2015 continued:

Transfer From	Transfer To	Amount	Purpose
Alcohol, Drug, & Mental Health Services Fund	Nonmajor Governmental Funds	540	Debt Service
	General Fund	281	Other
	Social Services Fund	67	Other
	Social Services Fund	48	Reimbursement
	Capital Projects Fund	44	Other
		<u>980</u>	
Flood Control District Fund	Internal Service Funds	37	Vehicles
		<u>37</u>	
Affordable Housing Fund	Roads Fund	674	Capital Projects
	General Fund	278	Program Administration
	General Fund	198	Other
	Capital Projects Fund	89	Capital Projects
	General Fund	69	Capital Projects
	General Fund	32	General Fund Contribution
	Capital Projects Fund	13	Program Administration
		<u>1,353</u>	
Fire Protection District	General Fund	2,414	Other
	Internal Service Funds	413	Vehicles
	Nonmajor Governmental Funds	264	Debt Service
	General Fund	156	General Fund Contribution
	Public Health Fund	11	Other
		<u>3,258</u>	
Capital Projects Fund	General Fund	31	Other
	Nonmajor Governmental Funds	10	Other
		<u>41</u>	
Nonmajor Governmental Funds	Nonmajor Governmental Funds	1,629	Debt Service
	General Fund	675	Reimbursement
	General Fund	386	Other
	Fire Protection District Fund	113	Other
	Capital Projects Fund	62	Other
	Flood Control Districts Fund	33	Other
	Social Services Fund	28	Other
	Internal Service Funds	27	Vehicles
	Capital Projects Fund	20	Capital Projects
	Nonmajor Governmental Funds	2	Other
		<u>2,975</u>	
Internal Service Funds	General Fund	61	Other
	Public Health Fund	18	Other
	Capital Projects Fund	8	Vehicles
		<u>87</u>	
	Total transfers	<u>\$ 61,365</u>	

Notes to the Financial Statements

County of Santa Barbara ~ Comprehensive Annual Financial Report for Year Ended June 30, 2015 ~ in thousands

21. PENSIONS

General Information about the Pension Plan

Plan Description

The County provides pension benefits to eligible employees through cost sharing multiple-employer defined benefit pension plans (pension plans) administered by the Santa Barbara County Employees' Retirement System (SBCERS). Members of the pension plans include all permanent employees working full time, or at least 50% part time for the County, and the following independent special districts: Carpinteria-Summerland Fire Protection District, Mosquito and Vector Management District of Santa Barbara County, Goleta Cemetery District, Santa Maria Cemetery District, Oak Hill Cemetery District, Carpinteria Cemetery District, Summerland Sanitary District, Santa Barbara County Air Pollution Control District, Santa Barbara County Association of Governments, and the Santa Barbara County Superior Court. SBCERS issues a publicly available financial report that may be obtained at <http://cosb.countyofsb.org/sbcers/default.aspx?id=19040>.

SBCERS was established on January 1, 1944, and is administered by the Board of Retirement to provide service retirement, disability, death, and survivor benefits for employees of the County and participating districts. The Santa Barbara County Board of Supervisors and the governing boards of the participating districts adopt resolutions, as permitted by the California State Government Code §31450 (County Employees' Retirement Law of 1937 (CERL)), which affect the benefits of the SBCERS members. SBCERS is governed by the California Constitution; CERL; and the bylaws, policies and procedures adopted by the SBCERS' Board of Retirement.

SBCERS administers six County pension plans. With the passage of the Public Employees Pension Reform Act ("PEPRA"), the County established a new pension plan, Plan 8, with two rate tiers – one for safety and one for general members. As of January 1, 2013, Plan 8 is the only pension plan available to new employees. PEPRA made several changes to the pension benefits that may be offered to employees hired on or after January 1, 2013, including increasing minimum retirement ages, increasing the percentage required for member contributions, and excluding certain types of compensation as pensionable. PEPRA has also created limits on pensionable compensation tied to the Social Security taxable wage base. The cumulative effect of these PEPRA changes will ultimately reduce the County's retirement costs.

Notes to the Financial Statements

County of Santa Barbara ~ Comprehensive Annual Financial Report for Year Ended June 30, 2015 ~ in thousands

21. PENSIONS - CONTINUED

Summary of Plans and Eligible Participants

Open for New Enrollment:

General Plan 8 General members hired on or after January 1, 2013 may continue in plan.

Safety Plan 8 Safety members hired on or after January 1, 2013 may continue in plan.

Closed to New Enrollment:

General Plan 2 Employees hired before January 11, 1999 may continue in plan.

General Plan 5A General members hired before October 10, 1994 may continue in plan.

General Plan 5B General members hired on or after October 10, 1994 & in Bargaining Units 10, 11, 14, 15, 17, 35, 36, 40-43 may continue in plan.

General Plan 5C General members hired on or after October 10, 1994 & in Bargaining Units 21-29, 32 may continue in plan.

General Plan 7 General members hired on or after June 25, 2012 may continue in plan.

Safety Plan 4A Firefighters hired before October 10, 1994 may continue in plan.

Safety Plan 4B (a) Probation safety managers, and (b) Fire Chief hired on or after October 10, 1994 may continue in plan.

Safety Plan 4C (a) Non-management Probation safety employees, and (b) Firefighters hired on or after October 10, 1994 (except Fire Chief) may continue in plan.

Safety Plan 6A Sheriff/District Attorney safety members hired before October 10, 1994 may continue in plan.

Safety Plan 6B Sheriff/District Attorney safety members hired on or after October 10, 1994 may continue in plan.

Benefits Provided

All pension plans provide benefits, in accordance with CERL regulations, upon retirement, disability or death of members. Retirement benefits are based on years of service, final average compensation, and retirement age. Employees terminating before accruing 5 years (or 10 years for Plan 2) of retirement service credit (5 or 10-year vesting) forfeit the right to receive retirement benefits unless they establish reciprocity with another public agency within the prescribed time period. Non-vested employees who terminate service are entitled to withdraw their accumulated contributions plus accrued interest. Employees who terminate service after earning 5 or 10 years of retirement service credit may leave their contributions on deposit and elect to take a deferred retirement. Differences between expected or actual experience for vested and non-vested benefits may result in an increase or decrease to pension expense and net pension liability.

Service related disability benefits are based upon final average compensation or retirement benefits (if eligible). Non-service related disability benefits are based on 1) years of service and final average compensation or 2) retirement benefits (if eligible). General Plan 2 participants receive disability benefits through a long-term insurance policy. Death benefits are based upon a variety of factors including whether the participant was retired or not.

Notes to the Financial Statements

County of Santa Barbara ~ Comprehensive Annual Financial Report for Year Ended June 30, 2015 ~ in thousands

21. PENSIONS - CONTINUED

Annual cost-of-living adjustments (COLAs) after retirement are provided in all plans except General Plan 2. COLAs are granted to eligible retired members each April based upon the Bureau of Labor Statistics Average Consumer Price Index (CPI) for All Urban Consumers for the Los Angeles-Riverside-Orange County area as of the preceding January 1 and is subject to an annual maximum dependent upon the provisions of the pension plans.

Specific details for the retirement, disability or death benefit calculations and COLA maximums for each of the pension plans are available in the SBCERS' Comprehensive Annual Financial Report (CAFR). The SBCERS' CAFR is available online at <http://cosb.countyofsb.org/sbcers/default.aspx?id=19040>.

Contributions

Per Article 16 of the Constitution of the State of California, contribution requirements of the active employees and the participating employers are established and may be amended by the SBCERS Board of Retirement. Depending upon the applicable plan, employees are required to contribute a certain percent of their annual pay. For each of the plans, the County's contractually required contribution (formerly known as the actuarially required contribution (ARC)) rate for the year ended June 30, 2015, was a specified percent of annual payroll, actuarially determined as an amount that, when combined with employee contributions, is expected to finance the costs of benefits earned by employees during the year. Additional amounts required to finance any unfunded accrued liability are the responsibility of the plan sponsors. Contributions to the pension plan from the County were \$114,946 for the year ended June 30, 2015. Active members are plan members who are currently accruing benefits and/or paying contributions into the applicable plan.

Employer and employee contribution rates and active members for each plan are as follows:

	<u>Employer Contribution Rates</u>	<u>Employee Contribution Rates</u>	<u>Active Members</u>
General Plan 2	20.84%	Non-contributory	9
General Plan 5A	31.98%	2.60 – 5.37%	520
General Plan 5B	32.40%	5.19 – 10.73%	242
General Plan 5C	33.46%	2.50 – 5.35%	1,572
General Plan 7	31.41%	2.08 – 4.46%	94
General Plan 8	25.84%	7.00%	603
Safety Plan 4A	53.14%	4.83 – 8.50%	40
Safety Plan 4B	52.25%	9.66 – 17.01%	13
Safety Plan 4C	52.96%	4.63 – 8.43%	339
Safety Plan 6A	59.47%	4.83 – 8.50%	89
Safety Plan 6B	59.37%	4.63 – 8.43%	310
Safety Plan 8	42.64%	13.25%	106

Notes to the Financial Statements

County of Santa Barbara ~ Comprehensive Annual Financial Report for Year Ended June 30, 2015 ~ in thousands

21. PENSIONS - CONTINUED

Pension Liabilities, Pension Expense, and Deferred Outflows of Resources and Deferred Inflows of Resources Related to Pensions

At June 30, 2015, the County reported a liability of \$565,460 for its proportionate share of the net pension liability. The net pension liability was measured as of June 30, 2014 and the total pension liability used to calculate the net pension liability was determined by an actuarial valuation as of that date. The County's proportion of the net pension liability was based on a projection of the County's long-term share of contributions to the pension plan relative to the projected contributions of all Pension Plan participants, actuarially determined. At June 30, 2014, the County's proportion was 92.6470%, which was an increase of 0.3145% from its proportion measured as of June 30, 2013.

For the year ended June 30, 2015, the County recognized pension expense of \$74,477. Pension expense represents the change in the net pension liability during the measurement period, adjusted for actual contributions and the deferred recognition of changes in investment gain/loss, actuarial gain/loss, actuarial assumptions or method, and plan benefits. At June 30, 2015, the County reported deferred outflows of resources and deferred inflows of resources related to pensions from the following sources:

	<u>Deferred Outflows of Resources</u>	<u>Deferred Inflows of Resources</u>
Differences between expected and actual experience	\$ -	\$ -
Changes in assumptions	-	-
Net difference between projected and actual earnings on retirement plan investments	-	122,243
Changes in proportion and differences between County contributions and proportionate share of contributions	2,211	-
County contributions subsequent to the measurement date	114,945	-
	<u>\$ 117,156</u>	<u>\$ 122,243</u>

Deferred outflows of resources and deferred inflows of resources above represent the unamortized portion of changes to net pension liability to be recognized in future periods in a systematic and rational manner.

\$114,946 reported as deferred outflows of resources related to pensions resulting from County contributions subsequent to the measurement date will be recognized as a reduction of the net pension liability in the year ended June 30, 2016.

Other amounts reported as deferred outflows of resources and deferred inflows of resources related to pensions will be recognized in pension expense as follows:

<u>Year Ending June 30,</u>	<u>Amount</u>
2016	\$ (30,018)
2017	(30,018)
2018	(30,018)
2019	(30,017)
2020	39
Thereafter	-
	<u>\$ (120,032)</u>

Notes to the Financial Statements

County of Santa Barbara ~ Comprehensive Annual Financial Report for Year Ended June 30, 2015 ~ in thousands

21. PENSIONS - CONTINUED

Actuarial Assumptions

The total pension liability in the June 30, 2014 actuarial valuation was determined using the following actuarial assumptions. Total pension liability represents the portion of the actuarial present value of projected benefit payments attributable to past periods of service for current and inactive employees.

Inflation	3.00%
Amortization growth rate	3.50%
Salary increases	3.50% plus merit component
COLA increases	2.75% for those with a 3.00% COLA cap; 2.00% for those with a 2.00% COLA cap
Investment rate of return	7.50%, net of investment expense
Post-Retirement mortality	Sex distinct RP-2000 Combined Mortality, projected with generational improvements using Scale BB

The actuarial assumptions used in the June 30, 2014 valuation were based on the results of an actuarial experience study for the period July 1, 2010 through June 30, 2013. Based upon the results of the 2013 actuarial experience study, there were no changes to the assumptions from the prior valuation.

The long-term expected rate of return on pension plan investments (7.5 percent) was determined using a building-block method in which best-estimate ranges of expected future real rates of return (expected returns, net of pension plan investment expense and inflation) are developed for each major asset class. These ranges are combined to produce the long-term expected rate of return by weighting the expected future real rates of return by the target asset allocation percentage and by adding expected inflation. The target allocation and best estimates of arithmetic real rates of return for each major asset class are summarized in the following table:

Notes to the Financial Statements

County of Santa Barbara ~ Comprehensive Annual Financial Report for Year Ended June 30, 2015 ~ in thousands

21. PENSIONS - CONTINUED

Asset Class	Target Allocation	Long-term Expected Real Rate of Return
Domestic equity	23%	5.40%
Investment grade bonds	10%	0.70%
Emerging market non-U.S. equity	10%	8.80%
Developed market non-U.S. equity	9%	6.00%
Private equity	7%	7.20%
Tips	7%	0.40%
Private real estate	6%	4.00%
High yield bonds	4%	3.60%
Foreign bonds	4%	-0.30%
Emerging market bonds	3%	3.50%
Natural resources (private)	3%	6.40%
Commodities	3%	2.20%
Bank loans	2%	2.40%
Infrastructure (private)	2%	4.50%
Infrastructure (public)	2%	5.60%
Natural resources (public)	2%	6.10%
Real Estate Investment Trusts	2%	4.00%
Frontier market equity	1%	7.60%
Cash	0%	-0.20%
Small cap	0%	0.00%
Total	100%	

Discount Rate

The discount rate used to measure the total pension liability was 7.5 percent. The projection of cash flows used to determine the discount rate assumed that employee contributions will be made at the current contribution rate and that contributions from the County will be made at contractually required rates, actuarially determined. Based on those assumptions, the pension fund's fiduciary net position was projected to be available to make all projected future benefit payments of current active and inactive employees. In theory, the discount rate may differ from the long-term expected rate of return discussed previously. However, based on the projected availability of the pension fund's fiduciary net position, the discount rate is equal to the long-term expected rate of return on pension plan investments, and was applied to all periods of projected benefit payments to determine the total pension liability.

Notes to the Financial Statements

County of Santa Barbara ~ Comprehensive Annual Financial Report for Year Ended June 30, 2015 ~ in thousands

21. PENSIONS - CONTINUED

Sensitivity of the County's Proportionate Share of the Net Pension Liability to Changes in the Discount Rate

The following presents the County's proportionate share of the net pension liability calculated using the discount rate of 7.5 percent, as well as what the County's proportionate share of the net pension liability would be if it were calculated using a discount rate that is 1-percentage point lower (6.5 percent) or 1-percentage point higher (8.5 percent) than the current rate:

	1% Decrease 6.50%	Discount Rate 7.50%	1% Increase 8.50%
County's proportionate share of the net pension plan liability	\$ 975,563	\$ 565,460	\$ 230,681

Pension fund fiduciary net position

Detailed information about the pension fund's fiduciary net position is available in the separately issued SBCERS CAFR.

22. OTHER POSTEMPLOYMENT BENEFITS (OPEB)

Plan Description

The County's agent multiple-employer defined benefit postemployment healthcare plan (OPEB Plan) is administered by the Santa Barbara County Employees' Retirement System (SBCERS). The OPEB Plan provides medical benefits to eligible retired County and other employer plan sponsors' employees, as well as to their eligible dependents, pursuant to California Government Code Section 31694 et. seq. Other employer plan sponsors include the Carpinteria-Summerland Fire Protection District, Goleta Cemetery District, Santa Maria Cemetery District, Carpinteria Cemetery District, Summerland Sanitary District, Santa Barbara County Air Pollution Control District, Santa Barbara County Association of Governments, and the Santa Barbara County Superior Court.

In September 2008, the County and SBCERS adopted an Internal Revenue Code (IRC) Section 401(h) account that provides for these benefits. Under GASB Statement No. 43 (GASB 43), "Reporting for Postemployment Benefit Plans Other Than Pension Plans," and GASB Statement No. 45 (GASB 45), "Accounting and Financial Reporting by Employers for Postemployment Benefits Other Than Pensions," the liability related to the plan is required to be determined for both retirement systems and employers. GASB 43 and GASB 45 are not limited to the reporting of vested benefits.

SBCERS issues its own Comprehensive Annual Financial Report which includes note disclosures and required supplementary information for the OPEB Plan. This may be obtained by writing to the Santa Barbara County Employees' Retirement System at 3916 State St. Suite 210, Santa Barbara, CA 93105 or online at <http://cosb.countyofsb.org/sbcers/default.aspx?id=19040>.

Plan Benefits

The County negotiates healthcare contracts with providers for both its active employees and the participating retired members of SBCERS. Retirees are offered the same health plans as active County employees, as well as enhanced senior plans for retirees on Medicare. Retiree premiums are rated separately from active County employees; as such, the County does not have a retiree premium implicit rate subsidy.

Notes to the Financial Statements

County of Santa Barbara ~ Comprehensive Annual Financial Report for Year Ended June 30, 2015 ~ in thousands

22. OTHER POSTEMPLOYMENT BENEFITS (OPEB) - CONTINUED

Pursuant to the OPEB Plan, the Board of Supervisors has determined to provide a monthly insurance premium subsidy of \$15 (whole dollars) per year of credited service from the 401(h) account for Eligible Retired Participants participating in a County-sponsored health insurance plan. The monthly insurance premium subsidy is applied directly by SBCERS to pay the premium and is not paid to the retiree or other party. The maximum amount paid in any month does not exceed the premium; any amount in excess of the premium is forfeited. If an Eligible Retired Participant does not participate in the County-sponsored health insurance plan, then SBCERS reimburses the Eligible Retired Participant for other medical care expenses. The maximum monthly amount paid is \$4 (whole dollars) per year of credited service.

If a member is eligible for a disability retirement benefit, the member can receive a monthly health plan subsidy of \$187 (whole dollars) per month or a subsidy of \$15 (whole dollars) per month per year of service, whichever is greater. This subsidy is treated as a nontaxable amount to the disabled recipient.

Survivors of Eligible Retired Participants (i.e., spouses and dependents) continue to receive a subsidy proportionate to their percentage of the retiree's pension benefit (if any).

Funding Policy

The County and other participating employer plan sponsors individually determine their separate contributions to SBCERS to fund the OPEB Plan. The County has adopted an employer contribution rate of 3.50% of covered retiree payroll.

Annual OPEB Cost and Net OPEB Obligation

The County's annual OPEB cost is calculated based on the annual required contribution (ARC) of the employer, an amount actuarially determined within the parameters of GASB 45. The ARC represents a level of funding that, if paid on an ongoing basis, is projected to cover normal cost each year and to amortize, over fifteen years, any unfunded actuarial accrued liabilities (UAAL) which consist of current retirees, current vested terminated and current active employees.

For the year ended June 30, 2015, the OPEB ARC was \$29,424 or 11.13% of the County's estimated annual covered payroll. This includes the normal cost of \$4,400 for the year for current active employees, and \$25,024 for UAAL amortization. The County's contribution to the OPEB Plan for the year ended June 30, 2015 was \$9,081.

The following are the components of the County's annual OPEB cost for the year ended June 30, 2015:

Annual required contribution (ARC)	\$	29,424
Interest on net OPEB obligation		3,408
Adjustment to ARC		(6,751)
Annual OPEB cost (expense)		26,081
Contributions made		(9,081)
Increase in net OPEB obligation		17,000
Net OPEB obligation - beginning of year		74,693
Net OPEB obligation - end of year	\$	<u>91,693</u>

Notes to the Financial Statements

County of Santa Barbara ~ Comprehensive Annual Financial Report for Year Ended June 30, 2015 ~ in thousands

22. OTHER POSTEMPLOYMENT BENEFITS (OPEB) - CONTINUED

The County's annual OPEB cost, the percentage of annual OPEB cost contributed to the OPEB Plan, and the net OPEB obligation for the current year and the two preceding years, are as follows:

Fiscal Year Ended	Annual OPEB Cost	Percentage of Annual OPEB Cost Contributed	Net OPEB Obligation
6/30/2013	\$ 20,827	44%	\$ 63,013
6/30/2014	20,078	42%	74,692
6/30/2015	26,081	35%	91,693

The quantification of costs set forth above should not be interpreted in any way as vesting such benefits; rather the disclosures are made solely to comply with the County's reporting obligations under GASB 45, as the County understands these obligations.

Funded Status and Funding Progress

Using the most recent actuarial valuation dated June 30, 2014, the following is the funded status of the OPEB Plan:

Actuarial accrued liability (AAL)	\$ 178,462
Actuarial value of plan assets	<u>(3,155)</u>
Unfunded actuarial accrued liability (UAAL)	<u>\$ 175,307</u>
Funded ratio (actuarial value of plan assets/AAL)	1.8%
Covered payroll (active plan members)	\$ 264,376
UAAL as percentage of covered payroll	66.3%

Actuarial valuations of an ongoing OPEB Plan involve estimates of the value of reported amounts and assumptions about the probability of occurrence of events far into the future. Examples include assumptions about future employment, mortality, and the healthcare cost trend. Amounts determined regarding the funded status of the OPEB Plan and the ARC of the employer are subject to continual revision as actual results are compared with past expectations and new estimates are made about the future. The Schedule of Funding Progress for the County's OPEB is presented as required supplementary information following the Notes to the Financial Statements. This schedule presents multiyear trend information that shows whether the actuarial value of OPEB Plan assets is increasing or decreasing over time relative to the AAL for benefits.

Actuarial Methods and Assumptions

Projections of benefits for financial reporting purposes are based on the substantive plan (the plan as understood by the employer and plan members) and include the types of benefits provided at the time of each valuation as well as the historical pattern of sharing of benefit costs between the employer and plan members to that point. The actuarial methods and assumptions used include techniques that are designed to reduce short-term volatility in actuarial accrued liabilities and the actuarial value of assets (if any), consistent with the long-term perspective of the calculations.

In the County's June 30, 2014 actuarial valuation, the entry age normal actuarial cost method was used. The actuarial assumptions included a 4.33% investment rate of return (net of investment expenses), and an inflation assumption of 3.50%. The actuarial value of assets was determined using the market value of the assets as of the valuation date. The OPEB Plan's UAAL is being amortized as a level percentage of projected payroll on a closed basis. A closed amortization period of 15 years was established as of January 1, 2007. The remaining amortization period at June 30, 2015 was 7.5 years.

Notes to the Financial Statements

County of Santa Barbara ~ Comprehensive Annual Financial Report for Year Ended June 30, 2015 ~ in thousands

23. DEFERRED COMPENSATION PLANS

Santa Barbara County Supplemental Retirement Plan

The Santa Barbara County Supplemental Retirement Plan is an employer discretionary, defined contribution plan established and governed under Internal Revenue Code Section 401(a). Employer-only annual contributions are calculated based upon a percentage of employee compensation under annual agreements with employee bargaining groups and unions.

This plan is administered through a third-party administrator and is available to all employee groups. The County does not perform the investing function and has no fiduciary accountability for the plan. Thus, plan assets and any related liability to plan participants have been excluded from the County's financial statements.

The County's actual contributions for the current year and the two preceding years are as follows:

<u>Fiscal Year Ended</u>	<u>Contributions</u>
6/30/2013	\$ 161
6/30/2014	169
6/30/2015	181

County of Santa Barbara Employee Contribution Deferred Compensation Plan

The County offers to its employees an optional deferred compensation plan created in accordance with Section 457 of the Internal Revenue Code. This plan is available to substantially all employees and allows participants to defer a portion of their current income until future years, up to a maximum of \$18,000 (in whole dollars) per calendar year, so as to shelter such funds and earnings from state and federal taxation until withdrawal. The deferred compensation is not available to participants until termination, retirement, death, or unforeseeable emergency.

This plan is administered through a third-party administrator. The County does not perform the investing function and has no fiduciary accountability for the plan. Thus, plan assets and any related liability to plan participants have been excluded from the County's financial statements.

County of Santa Barbara Social Security Compliance Deferred Compensation Plan

The Social Security Compliance Deferred Compensation Plan is a supplemental retirement program utilized by the County in lieu of payments to Social Security (FICA), governed under Internal Revenue Code Sections 3121 and 457. Enrollment in this plan is mandatory for contract, extra-help, seasonal and temporary employees. Employees enrolled in the regular SBCERS pension plans are not eligible for this plan. Based upon the employee's gross compensation, the employee's deferral, on a before-tax basis, equals 6.0% and the County's contribution equals 1.5% for a combined total of 7.5%.

This plan is administered through a third-party administrator and is available to all employee groups. The County does not perform the investing function and has no fiduciary accountability for the plan. Thus, plan assets and any related liability to plan participants have been excluded from the County's financial statements.

The County's actual contributions for the current year and the two preceding years are as follows:

<u>Fiscal Year Ended</u>	<u>Contributions</u>
6/30/2013	\$ 111
6/30/2014	109
6/30/2015	149

Notes to the Financial Statements

County of Santa Barbara ~ Comprehensive Annual Financial Report for Year Ended June 30, 2015 ~ in thousands

24. PRIOR PERIOD ADJUSTMENT

A prior period adjustment of \$965 was made to decrease the governmental activities' beginning net position. The adjustment was made due to prior period costs related to capital outlay projects that were incorrectly classified.

A prior period adjustment of \$600,376 was made to decrease the governmental activities' beginning net position. The adjustment was made to reflect the prior period costs related to the implementation of the net pension liability.

The restatement of beginning net position of the governmental activities is summarized as follows:

Governmental activities	
Net position at July 1, 2014, as previously stated	\$ 819,967
Work in progress prior period adjustment	(965)
Net pension liability adjustment	<u>(600,376)</u>
Net position at July 1, 2014, as restated	<u>\$ 218,626</u>

A prior period adjustment of \$10,639 was made to decrease the business-type activities' beginning net position. The adjustment was made to reflect the prior period costs related to the implementation of the net pension liability.

The restatement of beginning net position of the business-type activities is summarized as follows:

Business-type activities	
Net position at July 1, 2014, as previously stated	\$ 95,753
Net pension liability adjustment	<u>(10,639)</u>
Net position at July 1, 2014, as restated	<u>\$ 85,114</u>

REQUIRED SUPPLEMENTARY INFORMATION

COUNTY OF SANTA BARBARA, CALIFORNIA
FOR THE FISCAL YEAR ENDED June 30, 2015 (in thousands)

SANTA BARBARA COUNTY EMPLOYEES' RETIREMENT SYSTEM - SCHEDULE OF THE COUNTY'S PROPORTIONATE SHARE OF THE NET PENSION LIABILITY

Last 10 Fiscal Years*

	FY 2014	FY 2013
County's proportion of the net pension liability (asset)	92.6470%	92.3325%
County's proportionate share of the net pension liability (asset)	\$ 565,460	\$ 721,772
County's covered-employee payroll	\$ 283,430	\$ 277,298
County's proportionate share of the net pension liability (asset) as a percentage of its covered-employee payroll	199.50%	260.30%
Plan fiduciary net position as a percentage of the total pension liability	80.46%	73.66%

*Amounts presented above were determined as of 6/30. Additional years will be presented as they become available.

SANTA BARBARA COUNTY EMPLOYEES' RETIREMENT SYSTEM - SCHEDULE OF THE COUNTY'S CONTRIBUTIONS

Last 10 Fiscal Years*

	FY 2014
Actuarially determined contribution	\$ 110,461
Contributions in relation to the actuarially determined contribution	110,756
Contribution deficiency (excess)	\$ (295)
County's covered-employee payroll	\$ 283,430
Contributions as a percentage of covered-employee payroll	39.08%

*Amounts presented above were determined as of 6/30. Additional years will be presented as they become available.

OTHER POSTEMPLOYMENT BENEFITS (OPEB) PLAN - SCHEDULE OF FUNDING PROGRESS

Actuarial Valuation Date	Actuarial Value of Assets (a)	Entry Age Actuarial Accrued Liability (AAL) (b)	Unfunded AAL (UAAL) (b - a)	Funded Ratio (a / b)	Covered Payroll (c)	UAAL as a Percentage of Covered Payroll ((b - a) / c)
12/31/2006	\$ -	\$ 132,082	\$ 132,082	0.0%	\$ 235,810	56.0%
6/30/2009	1,041	161,999	160,958	0.6%	279,494	57.6%
6/30/2010	1,875	173,944	172,069	1.1%	280,040	61.4%
6/30/2012	2,478	176,405	173,927	1.4%	276,879	62.8%
6/30/2014	3,155	178,462	175,307	1.8%	264,376	66.3%

See accompanying independent auditor's report.

NOTES TO REQUIRED SUPPLEMENTARY INFORMATION

1. This information is intended to help users assess the County's OPEB plan's status on a going-concern basis, assess progress made in accumulating assets to pay benefits when due, and make comparisons with other public employers.
2. The information presented relates solely to the County and not Santa Barbara County Employees' Retirement System as a whole.

**GOVERNMENTAL FUNDS – GENERAL AND
MAJOR SPECIAL REVENUE**



COUNTY OF SANTA BARBARA, CALIFORNIA
GENERAL FUND
SCHEDULE OF REVENUES, EXPENDITURES, AND CHANGES IN FUND BALANCES - BUDGET AND ACTUAL
FOR THE FISCAL YEAR ENDED June 30, 2015 (in thousands)

	Budgeted Amounts		Actual Amounts	Variance with Final Budget
	Original	Final		
Revenues				
Taxes	\$ 199,549	\$ 200,488	\$ 204,311	\$ 3,823
Licenses, permits, and franchises	14,346	14,297	13,038	(1,259)
Fines, forfeitures, and penalties	4,426	4,794	5,577	783
Use of money and property	1,927	3,583	3,094	(489)
Intergovernmental	68,716	79,629	77,900	(1,729)
Charges for services	61,800	62,665	61,626	(1,039)
Other	3,320	4,663	4,547	(116)
Total revenues	<u>354,084</u>	<u>370,119</u>	<u>370,093</u>	<u>(26)</u>
Expenditures				
Current:				
Policy & executive	15,970	16,131	15,563	568
Public safety	204,078	208,037	206,076	1,961
Health & public assistance	9,915	10,111	9,908	203
Community resources & public facilities	42,700	44,371	39,434	4,937
General government & support services	51,454	50,453	47,157	3,296
General county programs	2,746	3,177	3,090	87
Total expenditures	<u>326,863</u>	<u>332,280</u>	<u>321,228</u>	<u>11,052</u>
Excess of revenues over expenditures	<u>27,221</u>	<u>37,839</u>	<u>48,865</u>	<u>11,026</u>
Other financing sources (uses)				
Transfers in	4,798	7,355	6,990	(365)
Transfers out	(33,676)	(50,697)	(49,567)	1,130
Proceeds from sale of capital assets	--	--	23	23
Total other financing uses	<u>(28,878)</u>	<u>(43,342)</u>	<u>(42,554)</u>	<u>788</u>
Net change in fund balances	(1,657)	(5,503)	6,311	11,814
Fund balances - beginning	92,806	92,806	92,806	--
Fund balances - ending	<u>\$ 91,149</u>	<u>\$ 87,303</u>	<u>\$ 99,117</u>	<u>\$ 11,814</u>

Budgets are prepared on the modified accrual basis of accounting consistent with GAAP.

COUNTY OF SANTA BARBARA, CALIFORNIA
ROADS SPECIAL REVENUE FUND
SCHEDULE OF REVENUES, EXPENDITURES, AND CHANGES IN FUND BALANCES - BUDGET AND ACTUAL
FOR THE FISCAL YEAR ENDED June 30, 2015 (in thousands)

	Budgeted Amounts		Actual Amounts	Variance with Final Budget
	Original	Final		
Revenues				
Taxes	\$ 7,383	\$ 7,392	\$ 7,515	\$ 123
Licenses, permits, and franchises	252	252	453	201
Use of money and property	60	71	117	46
Intergovernmental	22,614	22,579	19,420	(3,159)
Charges for services	3,963	365	646	281
Other	75	75	210	135
Total revenues	<u>34,347</u>	<u>30,734</u>	<u>28,361</u>	<u>(2,373)</u>
Expenditures				
Current:				
Community resources & public facilities	43,566	41,749	33,600	8,149
Total expenditures	<u>43,566</u>	<u>41,749</u>	<u>33,600</u>	<u>8,149</u>
Deficiency of revenues under expenditures	<u>(9,219)</u>	<u>(11,015)</u>	<u>(5,239)</u>	<u>5,776</u>
Other financing sources (uses)				
Transfers in	4,680	7,595	4,997	(2,598)
Transfers out	(1,208)	(2,530)	(24)	2,506
Proceeds from sale of capital assets	--	--	97	97
Total other financing sources	<u>3,472</u>	<u>5,065</u>	<u>5,070</u>	<u>5</u>
Net change in fund balances	(5,747)	(5,950)	(169)	5,781
Fund balances - beginning	21,590	21,590	21,590	--
Fund balances - ending	<u>\$ 15,843</u>	<u>\$ 15,640</u>	<u>\$ 21,421</u>	<u>\$ 5,781</u>

Budgets are prepared on the modified accrual basis of accounting consistent with GAAP.

COUNTY OF SANTA BARBARA, CALIFORNIA
PUBLIC HEALTH SPECIAL REVENUE FUND
SCHEDULE OF REVENUES, EXPENDITURES, AND CHANGES IN FUND BALANCES - BUDGET AND ACTUAL
FOR THE FISCAL YEAR ENDED June 30, 2015 (in thousands)

	Budgeted Amounts		Actual Amounts	Variance with Final Budget
	Original	Final		
Revenues				
Licenses, permits, and franchises	\$ 45	\$ 45	\$ 42	\$ (3)
Fines, forfeitures, and penalties	679	679	656	(23)
Use of money and property	52	75	111	36
Intergovernmental	18,898	19,533	19,985	452
Charges for services	34,681	38,896	41,380	2,484
Other	3,887	4,121	4,018	(103)
Total revenues	<u>58,242</u>	<u>63,349</u>	<u>66,192</u>	<u>2,843</u>
Expenditures				
Current:				
Health & public assistance	67,592	69,558	67,871	1,687
Total expenditures	<u>67,592</u>	<u>69,558</u>	<u>67,871</u>	<u>1,687</u>
Deficiency of revenues under expenditures	<u>(9,350)</u>	<u>(6,209)</u>	<u>(1,679)</u>	<u>4,530</u>
Other financing sources (uses)				
Transfers in	10,121	7,724	7,062	(662)
Transfers out	<u>(3,600)</u>	<u>(3,549)</u>	<u>(2,831)</u>	<u>718</u>
Total other financing sources	<u>6,521</u>	<u>4,175</u>	<u>4,231</u>	<u>56</u>
Net change in fund balances	(2,829)	(2,034)	2,552	4,586
Fund balances - beginning	22,909	22,909	22,909	--
Fund balances - ending	<u>\$ 20,080</u>	<u>\$ 20,875</u>	<u>\$ 25,461</u>	<u>\$ 4,586</u>

Budgets are prepared on the modified accrual basis of accounting consistent with GAAP.

COUNTY OF SANTA BARBARA, CALIFORNIA
 SOCIAL SERVICES SPECIAL REVENUE FUND
 SCHEDULE OF REVENUES, EXPENDITURES, AND CHANGES IN FUND BALANCES - BUDGET AND ACTUAL
 FOR THE FISCAL YEAR ENDED June 30, 2015 (in thousands)

	Budgeted Amounts		Actual Amounts	Variance with Final Budget
	Original	Final		
Revenues				
Licenses, permits, and franchises	\$ 66	\$ 66	\$ 80	\$ 14
Fines, forfeitures, and penalties	13	13	5	(8)
Use of money and property	302	303	200	(103)
Intergovernmental	149,587	150,336	144,380	(5,956)
Other	742	784	905	121
Total revenues	<u>150,710</u>	<u>151,502</u>	<u>145,570</u>	<u>(5,932)</u>
Expenditures				
Current:				
Health & public assistance	159,066	159,626	151,996	7,630
Total expenditures	<u>159,066</u>	<u>159,626</u>	<u>151,996</u>	<u>7,630</u>
Deficiency of revenues under expenditures	<u>(8,356)</u>	<u>(8,124)</u>	<u>(6,426)</u>	<u>1,698</u>
Other financing sources (uses)				
Transfers in	6,761	7,141	7,146	5
Transfers out	(99)	(251)	(212)	39
Total other financing sources	<u>6,662</u>	<u>6,890</u>	<u>6,934</u>	<u>44</u>
Net change in fund balances	(1,694)	(1,234)	508	1,742
Fund balances - beginning	3,452	3,452	3,452	--
Fund balances - ending	<u>\$ 1,758</u>	<u>\$ 2,218</u>	<u>\$ 3,960</u>	<u>\$ 1,742</u>

Budgets are prepared on the modified accrual basis of accounting consistent with GAAP.

COUNTY OF SANTA BARBARA, CALIFORNIA
ALCOHOL, DRUG, AND MENTAL HEALTH SERVICES (ADMHS) SPECIAL REVENUE FUND
SCHEDULE OF REVENUES, EXPENDITURES, AND CHANGES IN FUND BALANCES - BUDGET AND ACTUAL
FOR THE FISCAL YEAR ENDED June 30, 2015 (in thousands)

	Budgeted Amounts		Actual Amounts	Variance with Final Budget
	Original	Final		
Revenues				
Fines, forfeitures, and penalties	\$ 4	\$ 4	\$ 3	\$ (1)
Use of money and property	53	57	164	107
Intergovernmental	45,353	46,972	48,232	1,260
Charges for services	50,382	41,964	32,514	(9,450)
Other	262	435	463	28
Total revenues	<u>96,054</u>	<u>89,432</u>	<u>81,376</u>	<u>(8,056)</u>
Expenditures				
Current:				
Health & public assistance	103,617	105,493	92,060	13,433
Total expenditures	<u>103,617</u>	<u>105,493</u>	<u>92,060</u>	<u>13,433</u>
Deficiency of revenues under expenditures	<u>(7,563)</u>	<u>(16,061)</u>	<u>(10,684)</u>	<u>5,377</u>
Other financing sources (uses)				
Transfers in	4,595	14,220	12,459	(1,761)
Transfers out	(2,187)	(2,524)	(980)	1,544
Proceeds from sale of capital assets	--	--	1	1
Total other financing sources	<u>2,408</u>	<u>11,696</u>	<u>11,480</u>	<u>(216)</u>
Net change in fund balances	(5,155)	(4,365)	796	5,161
Fund balances - beginning	7,352	7,352	7,352	--
Fund balances - ending	<u>\$ 2,197</u>	<u>\$ 2,987</u>	<u>\$ 8,148</u>	<u>\$ 5,161</u>

Budgets are prepared on the modified accrual basis of accounting consistent with GAAP.

COUNTY OF SANTA BARBARA, CALIFORNIA
FLOOD CONTROL DISTRICT SPECIAL REVENUE FUND
SCHEDULE OF REVENUES, EXPENDITURES, AND CHANGES IN FUND BALANCES - BUDGET AND ACTUAL
FOR THE FISCAL YEAR ENDED June 30, 2015 (in thousands)

	Budgeted Amounts		Actual Amounts	Variance with Final Budget
	Original	Final		
Revenues				
Taxes	\$ 8,918	\$ 8,926	\$ 9,679	\$ 753
Use of money and property	185	225	318	93
Intergovernmental	5,257	1,661	1,223	(438)
Charges for services	3,360	3,535	3,573	38
Other	38	38	39	1
Total revenues	<u>17,758</u>	<u>14,385</u>	<u>14,832</u>	<u>447</u>
Expenditures				
Current:				
Community resources & public facilities	25,047	21,601	9,682	11,919
Total expenditures	<u>25,047</u>	<u>21,601</u>	<u>9,682</u>	<u>11,919</u>
Excess (deficiency) of revenues over (under) expenditures	<u>(7,289)</u>	<u>(7,216)</u>	<u>5,150</u>	<u>12,366</u>
Other financing sources (uses)				
Transfers in	33	33	33	--
Transfers out	(1)	(95)	(37)	58
Proceeds from sale of capital assets	60	60	166	106
Total other financing sources (uses)	<u>92</u>	<u>(2)</u>	<u>162</u>	<u>164</u>
Net change in fund balances	(7,197)	(7,218)	5,312	12,530
Fund balances - beginning	62,476	62,476	62,476	--
Fund balances - ending	<u>\$ 55,279</u>	<u>\$ 55,258</u>	<u>\$ 67,788</u>	<u>\$ 12,530</u>

Budgets are prepared on the modified accrual basis of accounting consistent with GAAP.

COUNTY OF SANTA BARBARA, CALIFORNIA
AFFORDABLE HOUSING SPECIAL REVENUE FUND
SCHEDULE OF REVENUES, EXPENDITURES, AND CHANGES IN FUND BALANCES - BUDGET AND ACTUAL
FOR THE FISCAL YEAR ENDED June 30, 2015 (in thousands)

	Budgeted Amounts		Actual Amounts	Variance with Final Budget
	Original	Final		
Revenues				
Use of money and property	\$ 13	\$ 17	\$ 33	\$ 16
Intergovernmental	3,930	4,552	2,878	(1,674)
Charges for services	53	128	144	16
Other	2,016	3,147	3,283	136
Total revenues	<u>6,012</u>	<u>7,844</u>	<u>6,338</u>	<u>(1,506)</u>
Expenditures				
Current:				
Community resources & public facilities	<u>5,037</u>	<u>4,818</u>	<u>3,740</u>	<u>1,078</u>
Total expenditures	<u>5,037</u>	<u>4,818</u>	<u>3,740</u>	<u>1,078</u>
Excess of revenues over expenditures	<u>975</u>	<u>3,026</u>	<u>2,598</u>	<u>(428)</u>
Other financing uses				
Transfers out	<u>(855)</u>	<u>(1,517)</u>	<u>(1,353)</u>	<u>164</u>
Total other financing uses	<u>(855)</u>	<u>(1,517)</u>	<u>(1,353)</u>	<u>164</u>
Net change in fund balances	120	1,509	1,245	(264)
Fund balances - beginning	<u>4,810</u>	<u>4,810</u>	<u>4,810</u>	<u>--</u>
Fund balances - ending	<u>\$ 4,930</u>	<u>\$ 6,319</u>	<u>\$ 6,055</u>	<u>\$ (264)</u>

Budgets are prepared on the modified accrual basis of accounting consistent with GAAP.

COUNTY OF SANTA BARBARA, CALIFORNIA
 FIRE PROTECTION DISTRICT SPECIAL REVENUE FUND
 SCHEDULE OF REVENUES, EXPENDITURES, AND CHANGES IN FUND BALANCES - BUDGET AND ACTUAL
 FOR THE FISCAL YEAR ENDED June 30, 2015 (in thousands)

	Budgeted Amounts		Actual Amounts	Variance with Final Budget
	Original	Final		
Revenues				
Taxes	\$ 41,456	\$ 42,232	\$ 43,209	\$ 977
Licenses, permits, and franchises	20	20	20	--
Use of money and property	--	8	28	20
Intergovernmental	4,043	4,043	3,440	(603)
Charges for services	13,722	15,041	16,210	1,169
Other	54	440	410	(30)
Total revenues	<u>59,295</u>	<u>61,784</u>	<u>63,317</u>	<u>1,533</u>
Expenditures				
Current:				
Public safety	57,833	59,315	58,054	1,261
Total expenditures	<u>57,833</u>	<u>59,315</u>	<u>58,054</u>	<u>1,261</u>
Excess of revenues over expenditures	<u>1,462</u>	<u>2,469</u>	<u>5,263</u>	<u>2,794</u>
Other financing sources (uses)				
Transfers in	829	830	829	(1)
Transfers out	(2,726)	(3,404)	(3,258)	146
Proceeds from sale of capital assets	--	--	60	60
Total other financing uses	<u>(1,897)</u>	<u>(2,574)</u>	<u>(2,369)</u>	<u>205</u>
Net change in fund balances	(435)	(105)	2,894	2,999
Fund balances - beginning	8,239	8,239	8,239	--
Fund balances - ending	<u>\$ 7,804</u>	<u>\$ 8,134</u>	<u>\$ 11,133</u>	<u>\$ 2,999</u>

Budgets are prepared on the modified accrual basis of accounting consistent with GAAP.

OTHER SUPPLEMENTARY INFORMATION



OTHER MAJOR GOVERNMENTAL FUNDS

COUNTY OF SANTA BARBARA, CALIFORNIA
 CAPITAL PROJECTS FUND
 SCHEDULE OF REVENUES, EXPENDITURES, AND CHANGES IN FUND BALANCES - BUDGET AND ACTUAL
 FOR THE FISCAL YEAR ENDED June 30, 2015 (in thousands)

	Budgeted Amounts		Actual Amounts	Variance with Final Budget
	Original	Final		
Revenues				
Use of money and property	\$ --	\$ 23	\$ 27	\$ 4
Intergovernmental	1,368	2,191	1,020	(1,171)
Charges for services	803	1,012	193	(819)
Other	1,912	2,745	2,006	(739)
Total revenues	<u>4,083</u>	<u>5,971</u>	<u>3,246</u>	<u>(2,725)</u>
Expenditures				
Current:				
Public safety	2,654	826	825	1
Community resources & public facilities	--	65	65	--
General government & support services	--	83	73	10
Capital outlay	6,603	14,070	8,353	5,717
Total expenditures	<u>9,257</u>	<u>15,044</u>	<u>9,316</u>	<u>5,728</u>
Deficiency of revenues under expenditures	<u>(5,174)</u>	<u>(9,073)</u>	<u>(6,070)</u>	<u>3,003</u>
Other financing sources (uses)				
Transfers in	2,303	7,551	6,561	(990)
Transfers out	(1,263)	(45)	(41)	4
Total other financing sources	<u>1,040</u>	<u>7,506</u>	<u>6,520</u>	<u>(986)</u>
Net change in fund balances	(4,134)	(1,567)	450	2,017
Fund balances - beginning	11,092	11,092	11,092	--
Fund balances - ending	<u>\$ 6,958</u>	<u>\$ 9,525</u>	<u>\$ 11,542</u>	<u>\$ 2,017</u>

NONMAJOR GOVERNMENTAL FUNDS

Nonmajor Governmental Funds

County of Santa Barbara ~ Comprehensive Annual Financial Report for Year Ended June 30, 2015

SPECIAL REVENUE FUNDS

Special Revenue Funds are established to finance particular governmental activities and are financed by specific taxes or other revenues. Such funds are authorized by statutory provisions to pay for certain activities of a continuing nature. Included in the Special Revenue classification are the following funds:

First 5 Children and Families Commission

As required by Proposition 10, the First 5 Children and Families Commission Fund accounts for the revenues generated by a tax on cigarettes and tobacco products. Proposition 10 revenues are deposited into the First 5 Children and Families Commission Fund, and are used to promote, support and improve the early development of children from the prenatal stage to five years of age. The funds are to be used only for projects or expenditures within the scope of Proposition 10 objectives. This fund was established during FY 98-99.

Fish and Game

The Fish and Game Fund is used to account for fines and forfeitures received under Section 13003 of the State of California Fish and Game Code and for other revenues and expenditures for the propagation and conservation of fish and game. The Board of Supervisors authorizes expenditures on advice of the Fish and Game Commission.

Petroleum

The Petroleum Fund, established pursuant to Chapter 25 of the County Code, is used to account for the revenues and expenditures associated with administering the Petroleum Ordinance. The Petroleum Ordinance regulates the issuing of oil well drilling permits. It also regulates drilling, operating and abandoning petroleum wells, pipelines, tanks and associated petroleum equipment for prevention of erosion, pollution and fire hazards and for safety controls.

Public and Educational Access

The fund for Public and Educational Access was established in December 2001 by the Board of Supervisors to receive grant revenue from the local cable television franchisee. The primary objectives and purposes of the fund are the support of education and public information through programs aimed at expanding public access and educational access to telecommunication services.

Special Aviation

The Special Aviation Fund is used to account for activity related to the Santa Ynez Airport. It is funded primarily by state and federal grants for airport improvements.

In-Home Supportive Services (IHSS) Public Authority

The In-Home Supportive Services Public Authority Fund was established by the Board to act as the employer of record for IHSS individual providers. As an administrative unit, it carries out functions prescribed in Welfare & Institutions Code Section 12301.6. Those functions include a provider screening process, a registry that will match eligible providers and consumers, and collective bargaining with providers and their representatives. IHSS also offers access to training for providers and consumers while continuing to allow for consumer choice in the selection of providers.

Child Support Services

AB 196, AB 150, and SB 542 established the Child Support Services Fund during FY 00-01 to provide separate fund accountability as required. These legislative bills mandated that all Family Support Divisions located in the District Attorney's Offices become separate and independent departments. Child Support Services establishes paternity, obtains and enforces court orders for child support, collects and distributes payments, and provides community outreach about those services for the benefit of minor children.

Nonmajor Governmental Funds (Cont'd)

County of Santa Barbara ~ Comprehensive Annual Financial Report for Year Ended June 30, 2015

Fishermen Assistance

Fisheries Enhancement

The Fisheries Enhancement Fund (FEF) was established to mitigate impacts to the commercial fishing industry from offshore oil and gas development. Impact fees paid by offshore energy producers, pursuant to permit conditions, supports the FEF. In early 1993, the Planning Commission approved a supplemental needs assessment that, pursuant to Board-adopted FEF Guidelines, recommends specific projects to be pursued for FEF awards.

Local Fishermen's Contingency

The Local Fishermen's Contingency Fund is financed by County permit conditions placed upon energy projects to mitigate impacts to the commercial fishing industry. The intent of the fund is to provide an interest-free loan program to fishermen awaiting payment of claims from the Federal Fishermen's Contingency Fund. The claims are for damage or loss resulting from outer continental shelf development or production, and to reimburse fishermen for damage or loss of gear, not covered under the federal fund, which occurs in state waters because of federal or state oil and gas development, or because of oil production activities such as transport.

Coastal Resources Enhancement

The Coastal Resources Enhancement Fund was established on May 10, 1988 to account for revenues received from offshore oil and gas projects pursuant to permit conditions, and expanded by the Board of Supervisors to projects that mitigate impacts to coastal recreation, aesthetics, tourism, and/or sensitive environmental resources.

Court Activities

AB 2544 in FY 94-95 established the Court Activities Fund to account for the state's portion of Trial Court Funding. AB 233, adopted in FY 97-98, transferred state funding out of the County entity. This fund represents the portion of Trial Court Operations under the County's control.

Criminal Justice Construction

The Criminal Justice Construction Fund was established to account for state authorized surcharges on criminal fines, which are statutorily designated for the establishment of adequate criminal justice facilities in the County.

Courthouse Construction

The Courthouse Construction Fund was established to account for state authorized surcharges on fines for non-parking and other criminal cases, which are statutorily designated for renovation and/or construction of courtroom facilities.

Inmate Welfare

The Inmate Welfare Fund was established pursuant to Penal Code Section 4025 to account for profits from the County jail store and any money attributable to the use of pay telephones. The funds are expended primarily for the benefit, education, and welfare of the inmates confined within the jail.

SPECIAL DISTRICTS UNDER THE BOARD OF SUPERVISORS

Separate special districts have been established for the purpose of providing specific services to distinct geographical areas within the County. Those special districts that are under the jurisdiction of the Board of Supervisors are included within the Special Revenue Fund classification. These are financed principally from property taxes and benefit assessments, and are comprised of the following:

Nonmajor Governmental Funds (Cont'd)

County of Santa Barbara ~ Comprehensive Annual Financial Report for Year Ended June 30, 2015

County Service Areas (CSAs)

County Service Area #3

This service area serves part of the Goleta Valley, providing extended park and open space acquisition and maintenance, enhanced library services and street lighting. It provides 1,430 streetlights and maintains approximately 535 acres of open space and 148 acres of parks. This fund also made payments for the Goleta Valley Community Center and the Santa Barbara Shores property prior to the transfer of these assets to the City of Goleta.

County Service Area #4

This service area is located north of the City of Lompoc and serves the communities of Mission Hills and Vandenberg Village. It maintains approximately 52 acres of open space.

County Service Area #5

This service area serves the Orcutt area south of Santa Maria, providing extended park and open space activities. Extending from Waller Park, to just south of Rice Ranch Road, CSA #5 encompasses approximately 68 acres of parkland (Waller Park) and 11 acres of open space.

County Service Area #11

This service area embraces the unincorporated urbanized area of Carpinteria Valley and Summerland. The service area provides the community with parks and 77 streetlights.

County Service Area #12 – Mission Canyon Sewer Service Charge

This service area was established for the purpose of assessing property owners for the ongoing maintenance of the sewer system and septic tank inspection services for those properties in the prohibition area, but not on public sewers. A separate assessment is charged to properties remaining on septic systems in order to provide septic performance tracking.

County Service Area #31

This service area embraces the unincorporated community of Isla Vista, located west of the University of California at Santa Barbara, and provides 277 streetlights; installation, maintenance and repair of sidewalks, curbs and gutters and planting, along with maintenance and care of street trees.

County Service Area #41

This service area was established to assess property owners of the Rancho Santa Rita Subdivision, located outside the City of Lompoc, for road repairs, maintenance and improvements.

Community Facilities Districts (CFDs)

Orcutt Community Facilities District

In October 2002, qualified landowners approved the formation of a CFD within the Orcutt Planning Area, located south of the City of Santa Maria. The CFD levied a special tax that may be used to finance infrastructure construction, fire and sheriff protection services, maintenance of parks, parkways and open space, and flood and storm protection services.

Providence Landing Community Facilities District

This Mello-Roos district encompasses the Providence Landing subdivision in South Vandenberg Village and provides funding for the maintenance of a public park.

Nonmajor Governmental Funds (Cont'd)

County of Santa Barbara ~ Comprehensive Annual Financial Report for Year Ended June 30, 2015

Lighting Districts

Mission Lighting District

This district provides 19 streetlights in the unincorporated area of Mission Canyon, located east of the City of Santa Barbara, and is financed by property taxes and benefit assessments.

North County Lighting District

Casmalia, Los Alamos, and Orcutt Lighting Districts and the lighting function of CSA #4 and CSA #5 were consolidated in FY 94-95 to form the North County Lighting District which provides 2,764 streetlights in the North County. This district is financed by property taxes and benefit assessments.

Sandyland Seawall Maintenance District

This district provides for the maintenance of a seawall constructed in the Sandyland Cove area, and is financed through benefit assessments levied against those properties adjacent to that beachfront area.

Water Agency

This agency prepares investigations and reports on the County's water requirements, project development, and efficient use of water. The agency provides technical assistance to other County departments, water districts, and the public concerning water availability and water well locations and design. The agency also administers the Cachuma Project and Twitchell Dam Project contracts with the U.S. Bureau of Reclamation. It is funded primarily by state grants and property tax revenue.

DEBT SERVICE FUNDS

Debt Service Funds are used to account for the accumulation of resources for, and the payment of, general long-term debt.

Santa Barbara County Finance Corporation

The Santa Barbara County Finance Corporation Debt Service Fund accounts for the accumulation of resources for, and payment of, principal and interest incurred from the sale of Certificates of Participation and other municipal debt that is issued to finance various County capital projects.

COUNTY OF SANTA BARBARA, CALIFORNIA
 COMBINING BALANCE SHEET
 NONMAJOR GOVERNMENTAL FUNDS
 June 30, 2015 (in thousands)

	Special Revenue						
	First 5 Children and Families Commission	Fish and Game	Petroleum	Public and Educational Access	Special Aviation	IHSS Public Authority	Child Support Services
Assets							
Assets:							
Cash and investments	\$ 4,492	\$ 79	\$ 471	\$ 1,024	\$ 252	\$ 360	\$ 670
Accounts receivable, net:							
Fines, forfeitures, and penalties	--	--	--	--	--	--	--
Use of money and property	5	1	1	1	--	--	1
Intergovernmental	786	--	--	--	--	1,549	325
Charges for services	--	--	--	--	--	--	--
Other	114	--	--	--	--	--	--
Other receivables	6	--	--	--	--	--	--
Restricted cash and investments	--	--	--	--	--	--	--
Total assets	<u>\$ 5,403</u>	<u>\$ 80</u>	<u>\$ 472</u>	<u>\$ 1,025</u>	<u>\$ 252</u>	<u>\$ 1,909</u>	<u>\$ 996</u>
Liabilities and fund balances							
Liabilities:							
Accounts payable	\$ 530	\$ --	\$ 1	\$ --	\$ 43	\$ 1	\$ --
Salaries and benefits payable	103	--	24	--	--	39	504
Other payables	--	--	--	--	--	--	--
Advances from grantors and third parties	50	--	--	--	--	--	304
Due to other funds	--	--	--	--	--	--	--
Customer deposits payable	--	--	--	--	--	--	--
Total liabilities	<u>683</u>	<u>--</u>	<u>25</u>	<u>--</u>	<u>43</u>	<u>40</u>	<u>808</u>
Fund balances:							
Nonspendable	6	--	--	--	--	--	--
Restricted	4,714	80	447	1,025	209	368	188
Committed	--	--	--	--	--	1,501	--
Total fund balances	<u>4,720</u>	<u>80</u>	<u>447</u>	<u>1,025</u>	<u>209</u>	<u>1,869</u>	<u>188</u>
Total liabilities and fund balances	<u>\$ 5,403</u>	<u>\$ 80</u>	<u>\$ 472</u>	<u>\$ 1,025</u>	<u>\$ 252</u>	<u>\$ 1,909</u>	<u>\$ 996</u>

Special Revenue								
Fishermen Assistance	Coastal Resources Enhancement	Court Activities	Criminal Justice Construction	Courthouse Construction	Inmate Welfare	County Service Areas		
\$ 414	\$ 1,207	\$ 771	\$ --	\$ 1,068	\$ 1,641	\$ 3,456	Assets	
--	--	157	74	74	--	--	Assets:	
--	2	--	--	1	2	4	Cash and investments	
--	--	--	--	--	--	--	Accounts receivable, net:	
--	--	298	--	--	--	--	Fines, forfeitures, and penalties	
--	--	--	--	--	--	--	Use of money and property	
--	--	--	--	--	--	--	Intergovernmental	
--	--	--	--	--	--	--	Charges for services	
--	--	--	--	--	--	1	Other	
--	--	--	--	--	--	--	Other receivables	
\$ 414	\$ 1,209	\$ 1,226	\$ 74	\$ 1,143	\$ 1,643	\$ 3,461	Restricted cash and investments	
							Total assets	
							Liabilities and fund balances	
\$ --	\$ --	\$ 806	\$ 1	\$ --	\$ --	\$ --	Liabilities:	
--	--	--	--	--	51	--	Accounts payable	
--	--	--	1	1	--	--	Salaries and benefits payable	
--	--	--	--	--	--	--	Other payables	
--	--	--	41	--	--	--	Advances from grantors and third parties	
--	--	--	--	--	--	--	Due to other funds	
--	--	--	--	--	--	--	Customer deposits payable	
--	--	806	43	1	51	--	Total liabilities	
--	--	--	--	--	--	1	Fund balances:	
414	1,209	204	26	987	1,592	3,460	Nonspendable	
--	--	216	5	155	--	--	Restricted	
414	1,209	420	31	1,142	1,592	3,461	Committed	
\$ 414	\$ 1,209	\$ 1,226	\$ 74	\$ 1,143	\$ 1,643	\$ 3,461	Total fund balances	
							Total liabilities and fund balances	

COUNTY OF SANTA BARBARA, CALIFORNIA
 COMBINING BALANCE SHEET (Continued)
 NONMAJOR GOVERNMENTAL FUNDS
 June 30, 2015 (in thousands)

	Special Revenue				Special Revenue Total	Debt Service	Total Nonmajor Governmental Funds
	Community Facilities Districts	Lighting Districts	Sandyland Seawall Maintenance	Water Agency		Santa Barbara County Finance Corporation	
Assets							
Assets:							
Cash and investments	\$ 624	\$ 542	\$ 29	\$ 7,128	\$ 24,228	\$ 119	\$ 24,347
Accounts receivable, net:							
Fines, forfeitures, and penalties	--	--	--	--	305	--	305
Use of money and property	--	1	--	8	27	--	27
Intergovernmental	--	--	--	81	2,741	--	2,741
Charges for services	--	--	--	11	309	--	309
Other	--	--	--	--	114	--	114
Other receivables	--	--	--	31	38	--	38
Restricted cash and investments	--	--	--	15	15	1,200	1,215
Total assets	<u>\$ 624</u>	<u>\$ 543</u>	<u>\$ 29</u>	<u>\$ 7,274</u>	<u>\$ 27,777</u>	<u>\$ 1,319</u>	<u>\$ 29,096</u>
Liabilities and fund balances							
Liabilities:							
Accounts payable	\$ --	\$ 10	\$ --	\$ 76	\$ 1,468	\$ --	\$ 1,468
Salaries and benefits payable	--	--	--	76	797	--	797
Other payables	--	--	--	--	2	--	2
Advances from grantors and third parties	--	--	--	--	354	--	354
Due to other funds	--	--	--	--	41	--	41
Customer deposits payable	--	--	--	15	15	--	15
Total liabilities	<u>--</u>	<u>10</u>	<u>--</u>	<u>167</u>	<u>2,677</u>	<u>--</u>	<u>2,677</u>
Fund balances:							
Nonspendable	--	--	--	31	38	--	38
Restricted	624	533	29	6,451	22,560	1,319	23,879
Committed	--	--	--	625	2,502	--	2,502
Total fund balances	<u>624</u>	<u>533</u>	<u>29</u>	<u>7,107</u>	<u>25,100</u>	<u>1,319</u>	<u>26,419</u>
Total liabilities and fund balances	<u>\$ 624</u>	<u>\$ 543</u>	<u>\$ 29</u>	<u>\$ 7,274</u>	<u>\$ 27,777</u>	<u>\$ 1,319</u>	<u>\$ 29,096</u>



COUNTY OF SANTA BARBARA, CALIFORNIA
 COMBINING STATEMENT OF REVENUES, EXPENDITURES, AND CHANGES IN FUND BALANCES
 NONMAJOR GOVERNMENTAL FUNDS
 FOR THE FISCAL YEAR ENDED June 30, 2015 (in thousands)

	Special Revenue						
	First 5 Children and Families Commission	Fish and Game	Petroleum	Public and Educational Access	Special Aviation	IHSS Public Authority	Child Support Services
Revenues							
Taxes	\$ --	\$ --	\$ --	\$ --	\$ --	\$ --	\$ --
Licenses, permits, and franchises	--	--	27	--	--	--	--
Fines, forfeitures, and penalties	--	58	--	--	--	--	--
Use of money and property	22	--	2	5	--	3	4
Intergovernmental	3,970	--	--	--	(18)	6,262	9,389
Charges for services	--	--	357	--	--	--	--
Other	920	--	--	--	--	1	--
Total revenues	<u>4,912</u>	<u>58</u>	<u>386</u>	<u>5</u>	<u>(18)</u>	<u>6,266</u>	<u>9,393</u>
Expenditures							
Current:							
Public safety	--	--	--	--	--	--	--
Health & public assistance	4,992	--	--	--	--	7,325	9,432
Community resources & public facilities	--	12	434	--	--	--	--
General government & support services	--	--	--	--	127	--	--
General county programs	--	--	--	10	--	--	--
Debt service:							
Principal	--	--	--	--	--	--	--
Interest	--	--	--	--	--	--	--
Total expenditures	<u>4,992</u>	<u>12</u>	<u>434</u>	<u>10</u>	<u>127</u>	<u>7,325</u>	<u>9,432</u>
Excess (deficiency) of revenues over (under) expenditures	<u>(80)</u>	<u>46</u>	<u>(48)</u>	<u>(5)</u>	<u>(145)</u>	<u>(1,059)</u>	<u>(39)</u>
Other financing sources (uses)							
Transfers in	--	--	--	--	--	--	--
Transfers out	(31)	--	--	--	--	--	--
Long-term debt issued	--	--	--	--	--	--	--
Total other financing sources (uses)	<u>(31)</u>	<u>--</u>	<u>--</u>	<u>--</u>	<u>--</u>	<u>--</u>	<u>--</u>
Net change in fund balances	(111)	46	(48)	(5)	(145)	(1,059)	(39)
Fund balances - beginning	4,831	34	495	1,030	354	2,928	227
Fund balances - ending	<u>\$ 4,720</u>	<u>\$ 80</u>	<u>\$ 447</u>	<u>\$ 1,025</u>	<u>\$ 209</u>	<u>\$ 1,869</u>	<u>\$ 188</u>

Special Revenue							
Fishermen Assistance	Coastal Resources Enhancement	Court Activities	Criminal Justice Construction	Courthouse Construction	Inmate Welfare	County Service Areas	
\$ --	\$ --	\$ --	\$ --	\$ --	\$ --	\$ 1,227	Revenues
--	--	--	--	--	--	--	Taxes
--	--	1,506	888	888	--	--	Licenses, permits, and franchises
2	6	(115)	--	5	814	17	Fines, forfeitures, and penalties
--	--	--	--	--	--	15	Use of money and property
--	--	3,676	--	--	--	967	Intergovernmental
10	678	963	--	--	566	12	Charges for services
12	684	6,030	888	893	1,380	2,238	Other
							Total revenues
							Expenditures
							Current:
--	--	15,316	--	--	940	--	Public safety
--	--	--	--	--	--	--	Health & public assistance
8	597	--	--	--	--	986	Community resources & public facilities
--	--	--	--	--	--	--	General government & support services
--	--	--	--	--	--	--	General county programs
							Debt service:
--	--	--	--	--	--	--	Principal
--	--	--	--	--	--	--	Interest
8	597	15,316	--	--	940	986	Total expenditures
							Excess (deficiency) of revenues over (under) expenditures
4	87	(9,286)	888	893	440	1,252	
							Other financing sources (uses)
--	--	8,537	--	--	--	31	Transfers in
--	--	--	(884)	(747)	--	(945)	Transfers out
--	--	--	--	--	--	--	Long-term debt issued
--	--	8,537	(884)	(747)	--	(914)	Total other financing sources (uses)
4	87	(749)	4	146	440	338	Net change in fund balances
410	1,122	1,169	27	996	1,152	3,123	Fund balances - beginning
\$ 414	\$ 1,209	\$ 420	\$ 31	\$ 1,142	\$ 1,592	\$ 3,461	Fund balances - ending

COUNTY OF SANTA BARBARA, CALIFORNIA
 COMBINING STATEMENT OF REVENUES, EXPENDITURES, AND CHANGES IN FUND BALANCES (Continued)
 NONMAJOR GOVERNMENTAL FUNDS
 FOR THE FISCAL YEAR ENDED June 30, 2015 (in thousands)

	Special Revenue				Special Revenue Total	Debt Service	Total Nonmajor Governmental Funds
	Community Facilities Districts	Lighting Districts	Sandyland Seawall Maintenance	Water Agency		Santa Barbara County Finance Corporation	
Revenues							
Taxes	\$ 500	\$ 429	\$ --	\$ 2,542	\$ 4,698	\$ --	\$ 4,698
Licenses, permits, and franchises	--	--	--	--	27	--	27
Fines, forfeitures, and penalties	--	--	--	--	3,340	--	3,340
Use of money and property	3	2	--	34	804	6	810
Intergovernmental	--	2	--	1,329	20,949	1,380	22,329
Charges for services	--	--	--	351	5,351	--	5,351
Other	--	--	--	2	3,152	--	3,152
Total revenues	<u>503</u>	<u>433</u>	<u>--</u>	<u>4,258</u>	<u>38,321</u>	<u>1,386</u>	<u>39,707</u>
Expenditures							
Current:							
Public safety	--	--	--	--	16,256	--	16,256
Health & public assistance	--	--	--	--	21,749	--	21,749
Community resources & public facilities	198	412	2	4,273	6,922	--	6,922
General government & support services	--	--	--	--	127	--	127
General county programs	--	--	--	--	10	90	100
Debt service:							
Principal	--	--	--	--	--	15,318	15,318
Interest	--	--	--	--	--	2,516	2,516
Total expenditures	<u>198</u>	<u>412</u>	<u>2</u>	<u>4,273</u>	<u>45,064</u>	<u>17,924</u>	<u>62,988</u>
Excess (deficiency) of revenues over (under) expenditures	<u>305</u>	<u>21</u>	<u>(2)</u>	<u>(15)</u>	<u>(6,743)</u>	<u>(16,538)</u>	<u>(23,281)</u>
Other financing sources (uses)							
Transfers in	--	--	--	614	9,182	5,046	14,228
Transfers out	(252)	--	--	(116)	(2,975)	--	(2,975)
Long-term debt issued	--	--	--	--	--	9,925	9,925
Total other financing sources (uses)	<u>(252)</u>	<u>--</u>	<u>--</u>	<u>498</u>	<u>6,207</u>	<u>14,971</u>	<u>21,178</u>
Net change in fund balances	53	21	(2)	483	(536)	(1,567)	(2,103)
Fund balances - beginning	571	512	31	6,624	25,636	2,886	28,522
Fund balances - ending	<u>\$ 624</u>	<u>\$ 533</u>	<u>\$ 29</u>	<u>\$ 7,107</u>	<u>\$ 25,100</u>	<u>\$ 1,319</u>	<u>\$ 26,419</u>



COUNTY OF SANTA BARBARA, CALIFORNIA
 FIRST 5 CHILDREN AND FAMILIES COMMISSION SPECIAL REVENUE FUND
 SCHEDULE OF REVENUES, EXPENDITURES, AND CHANGES IN FUND BALANCES - BUDGET AND ACTUAL
 FOR THE FISCAL YEAR ENDED June 30, 2015 (in thousands)

	Budgeted Amounts		Actual Amounts	Variance with Final Budget
	Original	Final		
Revenues				
Use of money and property	\$ 10	\$ 13	\$ 22	\$ 9
Intergovernmental	3,913	4,183	3,970	(213)
Other	829	861	920	59
Total revenues	<u>4,752</u>	<u>5,057</u>	<u>4,912</u>	<u>(145)</u>
Expenditures				
Current:				
Health & public assistance	4,951	5,215	4,992	223
Total expenditures	<u>4,951</u>	<u>5,215</u>	<u>4,992</u>	<u>223</u>
Deficiency of revenues under expenditures	(199)	(158)	(80)	78
Other financing uses				
Transfers out	(2)	(31)	(31)	--
Total other financing uses	<u>(2)</u>	<u>(31)</u>	<u>(31)</u>	<u>--</u>
Net change in fund balances	(201)	(189)	(111)	78
Fund balances - beginning	4,831	4,831	4,831	--
Fund balances - ending	<u>\$ 4,630</u>	<u>\$ 4,642</u>	<u>\$ 4,720</u>	<u>\$ 78</u>

COUNTY OF SANTA BARBARA, CALIFORNIA
 FISH AND GAME SPECIAL REVENUE FUND
 SCHEDULE OF REVENUES, EXPENDITURES, AND CHANGES IN FUND BALANCES - BUDGET AND ACTUAL
 FOR THE FISCAL YEAR ENDED June 30, 2015 (in thousands)

	Budgeted Amounts		Actual Amounts	Variance with Final Budget
	Original	Final		
Revenues				
Fines, forfeitures, and penalties	\$ 6	\$ 6	\$ 58	\$ 52
Total revenues	<u>6</u>	<u>6</u>	<u>58</u>	<u>52</u>
Expenditures				
Current:				
Community resources & public facilities	19	19	12	7
Total expenditures	<u>19</u>	<u>19</u>	<u>12</u>	<u>7</u>
Excess (deficiency) of revenues over (under) expenditures	<u>(13)</u>	<u>(13)</u>	<u>46</u>	<u>59</u>
Net change in fund balances	(13)	(13)	46	59
Fund balances - beginning	34	34	34	--
Fund balances - ending	<u>\$ 21</u>	<u>\$ 21</u>	<u>\$ 80</u>	<u>\$ 59</u>

COUNTY OF SANTA BARBARA, CALIFORNIA
 PETROLEUM SPECIAL REVENUE FUND
 SCHEDULE OF REVENUES, EXPENDITURES, AND CHANGES IN FUND BALANCES - BUDGET AND ACTUAL
 FOR THE FISCAL YEAR ENDED June 30, 2015 (in thousands)

	Budgeted Amounts		Actual Amounts	Variance with Final Budget
	Original	Final		
Revenues				
Licenses, permits, and franchises	\$ 55	\$ 55	\$ 27	\$ (28)
Use of money and property	3	3	2	(1)
Charges for services	388	388	357	(31)
Total revenues	<u>446</u>	<u>446</u>	<u>386</u>	<u>(60)</u>
Expenditures				
Current:				
Community resources & public facilities	530	530	434	96
Total expenditures	<u>530</u>	<u>530</u>	<u>434</u>	<u>96</u>
Deficiency of revenues under expenditures	(84)	(84)	(48)	36
Net change in fund balances	(84)	(84)	(48)	36
Fund balances - beginning	495	495	495	--
Fund balances - ending	<u>\$ 411</u>	<u>\$ 411</u>	<u>\$ 447</u>	<u>\$ 36</u>

COUNTY OF SANTA BARBARA, CALIFORNIA
 PUBLIC AND EDUCATIONAL ACCESS SPECIAL REVENUE FUND
 SCHEDULE OF REVENUES, EXPENDITURES, AND CHANGES IN FUND BALANCES - BUDGET AND ACTUAL
 FOR THE FISCAL YEAR ENDED June 30, 2015 (in thousands)

	Budgeted Amounts		Actual Amounts	Variance with Final Budget
	Original	Final		
Revenues				
Use of money and property	\$ --	\$ 5	\$ 5	\$ --
Total revenues	<u>--</u>	<u>5</u>	<u>5</u>	<u>--</u>
Expenditures				
Current:				
General county programs	34	34	10	24
Total expenditures	<u>34</u>	<u>34</u>	<u>10</u>	<u>24</u>
Deficiency of revenues under expenditures	<u>(34)</u>	<u>(29)</u>	<u>(5)</u>	<u>24</u>
Net change in fund balances	(34)	(29)	(5)	24
Fund balances - beginning	1,030	1,030	1,030	--
Fund balances - ending	<u>\$ 996</u>	<u>\$ 1,001</u>	<u>\$ 1,025</u>	<u>\$ 24</u>

COUNTY OF SANTA BARBARA, CALIFORNIA
SPECIAL AVIATION SPECIAL REVENUE FUND
SCHEDULE OF REVENUES, EXPENDITURES, AND CHANGES IN FUND BALANCES - BUDGET AND ACTUAL
FOR THE FISCAL YEAR ENDED June 30, 2015 (in thousands)

	Budgeted Amounts		Actual Amounts	Variance with Final Budget
	Original	Final		
Revenues				
Intergovernmental	\$ 681	\$ 724	\$ (18)	\$ (742)
Total revenues	<u>681</u>	<u>724</u>	<u>(18)</u>	<u>(742)</u>
Expenditures				
Current:				
General government & support services	681	811	127	684
Total expenditures	<u>681</u>	<u>811</u>	<u>127</u>	<u>684</u>
Deficiency of revenues under expenditures	--	(87)	(145)	(58)
Net change in fund balances	--	(87)	(145)	(58)
Fund balances - beginning	354	354	354	--
Fund balances - ending	<u>\$ 354</u>	<u>\$ 267</u>	<u>\$ 209</u>	<u>\$ (58)</u>

COUNTY OF SANTA BARBARA, CALIFORNIA
 IN-HOME SUPPORTIVE SERVICES (IHSS) PUBLIC AUTHORITY SPECIAL REVENUE FUND
 SCHEDULE OF REVENUES, EXPENDITURES, AND CHANGES IN FUND BALANCES - BUDGET AND ACTUAL
 FOR THE FISCAL YEAR ENDED June 30, 2015 (in thousands)

	Budgeted Amounts		Actual Amounts	Variance with Final Budget
	Original	Final		
Revenues				
Use of money and property	\$ --	\$ --	\$ 3	\$ 3
Intergovernmental	5,863	5,931	6,262	331
Other	--	--	1	1
Total revenues	<u>5,863</u>	<u>5,931</u>	<u>6,266</u>	<u>335</u>
Expenditures				
Current:				
Health & public assistance	<u>7,485</u>	<u>7,554</u>	<u>7,325</u>	<u>229</u>
Total expenditures	<u>7,485</u>	<u>7,554</u>	<u>7,325</u>	<u>229</u>
Deficiency of revenues under expenditures	<u>(1,622)</u>	<u>(1,623)</u>	<u>(1,059)</u>	<u>564</u>
Other financing sources				
Transfers in	<u>14</u>	<u>14</u>	<u>--</u>	<u>(14)</u>
Total other financing sources	<u>14</u>	<u>14</u>	<u>--</u>	<u>(14)</u>
Net change in fund balances	(1,608)	(1,609)	(1,059)	550
Fund balances - beginning	<u>2,928</u>	<u>2,928</u>	<u>2,928</u>	<u>--</u>
Fund balances - ending	<u>\$ 1,320</u>	<u>\$ 1,319</u>	<u>\$ 1,869</u>	<u>\$ 550</u>

COUNTY OF SANTA BARBARA, CALIFORNIA
CHILD SUPPORT SERVICES SPECIAL REVENUE FUND
SCHEDULE OF REVENUES, EXPENDITURES, AND CHANGES IN FUND BALANCES - BUDGET AND ACTUAL
FOR THE FISCAL YEAR ENDED June 30, 2015 (in thousands)

	Budgeted Amounts		Actual Amounts	Variance with Final Budget
	Original	Final		
Revenues				
Use of money and property	\$ 4	\$ 4	\$ 4	\$ --
Intergovernmental	9,442	9,477	9,389	(88)
Total revenues	<u>9,446</u>	<u>9,481</u>	<u>9,393</u>	<u>(88)</u>
Expenditures				
Current:				
Health & public assistance	9,446	9,481	9,432	49
Total expenditures	<u>9,446</u>	<u>9,481</u>	<u>9,432</u>	<u>49</u>
Deficiency of revenues under expenditures	--	--	(39)	(39)
Net change in fund balances	--	--	(39)	(39)
Fund balances - beginning	227	227	227	--
Fund balances - ending	<u>\$ 227</u>	<u>\$ 227</u>	<u>\$ 188</u>	<u>\$ (39)</u>

COUNTY OF SANTA BARBARA, CALIFORNIA
 FISHERMEN ASSISTANCE SPECIAL REVENUE FUND
 SCHEDULE OF REVENUES, EXPENDITURES, AND CHANGES IN FUND BALANCES - BUDGET AND ACTUAL
 FOR THE FISCAL YEAR ENDED June 30, 2015 (in thousands)

	Budgeted Amounts		Actual Amounts	Variance with Final Budget
	Original	Final		
Revenues				
Use of money and property	\$ 2	\$ 2	\$ 2	\$ --
Other	10	10	10	--
Total revenues	<u>12</u>	<u>12</u>	<u>12</u>	<u>--</u>
Expenditures				
Current:				
Community resources & public facilities	30	30	8	22
Total expenditures	<u>30</u>	<u>30</u>	<u>8</u>	<u>22</u>
Excess (deficiency) of revenues over (under) expenditures	<u>(18)</u>	<u>(18)</u>	<u>4</u>	<u>22</u>
Net change in fund balances	(18)	(18)	4	22
Fund balances - beginning	410	410	410	--
Fund balances - ending	<u>\$ 392</u>	<u>\$ 392</u>	<u>\$ 414</u>	<u>\$ 22</u>

COUNTY OF SANTA BARBARA, CALIFORNIA
 COASTAL RESOURCES ENHANCEMENT SPECIAL REVENUE FUND
 SCHEDULE OF REVENUES, EXPENDITURES, AND CHANGES IN FUND BALANCES - BUDGET AND ACTUAL
 FOR THE FISCAL YEAR ENDED June 30, 2015 (in thousands)

	Budgeted Amounts		Actual Amounts	Variance with Final Budget
	Original	Final		
Revenues				
Use of money and property	\$ 3	\$ 4	\$ 6	\$ 2
Other	676	676	678	2
Total revenues	<u>679</u>	<u>680</u>	<u>684</u>	<u>4</u>
Expenditures				
Current:				
Community resources & public facilities	1,179	1,179	597	582
Total expenditures	<u>1,179</u>	<u>1,179</u>	<u>597</u>	<u>582</u>
Excess (deficiency) of revenues over (under) expenditures	<u>(500)</u>	<u>(499)</u>	<u>87</u>	<u>586</u>
Net change in fund balances	(500)	(499)	87	586
Fund balances - beginning	1,122	1,122	1,122	--
Fund balances - ending	<u>\$ 622</u>	<u>\$ 623</u>	<u>\$ 1,209</u>	<u>\$ 586</u>

COUNTY OF SANTA BARBARA, CALIFORNIA
 COURT ACTIVITIES SPECIAL REVENUE FUND
 SCHEDULE OF REVENUES, EXPENDITURES, AND CHANGES IN FUND BALANCES - BUDGET AND ACTUAL
 FOR THE FISCAL YEAR ENDED June 30, 2015 (in thousands)

	Budgeted Amounts		Actual Amounts	Variance with Final Budget
	Original	Final		
Revenues				
Fines, forfeitures, and penalties	\$ 1,818	\$ 1,822	\$ 1,506	\$ (316)
Use of money and property	3	5	(115)	(120)
Charges for services	3,628	3,628	3,676	48
Other	1,246	1,013	963	(50)
Total revenues	<u>6,695</u>	<u>6,468</u>	<u>6,030</u>	<u>(438)</u>
Expenditures				
Current:				
Public safety	15,244	15,470	15,316	154
Total expenditures	<u>15,244</u>	<u>15,470</u>	<u>15,316</u>	<u>154</u>
Deficiency of revenues under expenditures	<u>(8,549)</u>	<u>(9,002)</u>	<u>(9,286)</u>	<u>(284)</u>
Other financing sources				
Transfers in	8,537	8,537	8,537	--
Total other financing sources	<u>8,537</u>	<u>8,537</u>	<u>8,537</u>	<u>--</u>
Net change in fund balances	(12)	(465)	(749)	(284)
Fund balances - beginning	1,169	1,169	1,169	--
Fund balances - ending	<u>\$ 1,157</u>	<u>\$ 704</u>	<u>\$ 420</u>	<u>\$ (284)</u>

COUNTY OF SANTA BARBARA, CALIFORNIA
 CRIMINAL JUSTICE CONSTRUCTION SPECIAL REVENUE FUND
 SCHEDULE OF REVENUES, EXPENDITURES, AND CHANGES IN FUND BALANCES - BUDGET AND ACTUAL
 FOR THE FISCAL YEAR ENDED June 30, 2015 (in thousands)

	Budgeted Amounts		Actual Amounts	Variance with Final Budget
	Original	Final		
Revenues				
Fines, forfeitures, and penalties	\$ 950	\$ 950	\$ 888	\$ (62)
Total revenues	<u>950</u>	<u>950</u>	<u>888</u>	<u>(62)</u>
Expenditures				
Total expenditures	<u>--</u>	<u>--</u>	<u>--</u>	<u>--</u>
Excess of revenues over expenditures	<u>950</u>	<u>950</u>	<u>888</u>	<u>(62)</u>
Other financing uses				
Transfers out	(884)	(884)	(884)	--
Total other financing uses	<u>(884)</u>	<u>(884)</u>	<u>(884)</u>	<u>--</u>
Net change in fund balances	66	66	4	(62)
Fund balances - beginning	27	27	27	--
Fund balances - ending	<u>\$ 93</u>	<u>\$ 93</u>	<u>\$ 31</u>	<u>\$ (62)</u>

COUNTY OF SANTA BARBARA, CALIFORNIA
 COURTHOUSE CONSTRUCTION SPECIAL REVENUE FUND
 SCHEDULE OF REVENUES, EXPENDITURES, AND CHANGES IN FUND BALANCES - BUDGET AND ACTUAL
 FOR THE FISCAL YEAR ENDED June 30, 2015 (in thousands)

	Budgeted Amounts		Actual Amounts	Variance with Final Budget
	Original	Final		
Revenues				
Fines, forfeitures, and penalties	\$ 950	\$ 950	\$ 888	\$ (62)
Use of money and property	4	5	5	--
Total revenues	<u>954</u>	<u>955</u>	<u>893</u>	<u>(62)</u>
Expenditures				
Total expenditures	<u>--</u>	<u>--</u>	<u>--</u>	<u>--</u>
Excess of revenues over expenditures	<u>954</u>	<u>955</u>	<u>893</u>	<u>(62)</u>
Other financing uses				
Transfers out	<u>(747)</u>	<u>(747)</u>	<u>(747)</u>	<u>--</u>
Total other financing uses	<u>(747)</u>	<u>(747)</u>	<u>(747)</u>	<u>--</u>
Net change in fund balances	207	208	146	(62)
Fund balances - beginning	996	996	996	--
Fund balances - ending	<u>\$ 1,203</u>	<u>\$ 1,204</u>	<u>\$ 1,142</u>	<u>\$ (62)</u>

COUNTY OF SANTA BARBARA, CALIFORNIA
 INMATE WELFARE SPECIAL REVENUE FUND
 SCHEDULE OF REVENUES, EXPENDITURES, AND CHANGES IN FUND BALANCES - BUDGET AND ACTUAL
 FOR THE FISCAL YEAR ENDED June 30, 2015 (in thousands)

	Budgeted Amounts		Actual Amounts	Variance with Final Budget
	Original	Final		
Revenues				
Use of money and property	\$ 585	\$ 599	\$ 814	\$ 215
Other	544	544	566	22
Total revenues	<u>1,129</u>	<u>1,143</u>	<u>1,380</u>	<u>237</u>
Expenditures				
Current:				
Public safety	1,129	1,142	940	202
Total expenditures	<u>1,129</u>	<u>1,142</u>	<u>940</u>	<u>202</u>
Excess of revenues over expenditures	<u>--</u>	<u>1</u>	<u>440</u>	<u>439</u>
Net change in fund balances	--	1	440	439
Fund balances - beginning	1,152	1,152	1,152	--
Fund balances - ending	<u>\$ 1,152</u>	<u>\$ 1,153</u>	<u>\$ 1,592</u>	<u>\$ 439</u>

COUNTY OF SANTA BARBARA, CALIFORNIA
COUNTY SERVICE AREAS SPECIAL REVENUE FUND
SCHEDULE OF REVENUES, EXPENDITURES, AND CHANGES IN FUND BALANCES - BUDGET AND ACTUAL
FOR THE FISCAL YEAR ENDED June 30, 2015 (in thousands)

	Budgeted Amounts		Actual Amounts	Variance with Final Budget
	Original	Final		
Revenues				
Taxes	\$ 1,219	\$ 1,219	\$ 1,227	\$ 8
Use of money and property	15	16	17	1
Intergovernmental	6	6	15	9
Charges for services	901	941	967	26
Other	--	--	12	12
Total revenues	<u>2,141</u>	<u>2,182</u>	<u>2,238</u>	<u>56</u>
Expenditures				
Current:				
Community resources & public facilities	1,207	1,207	986	221
Total expenditures	<u>1,207</u>	<u>1,207</u>	<u>986</u>	<u>221</u>
Excess of revenues over expenditures	<u>934</u>	<u>975</u>	<u>1,252</u>	<u>277</u>
Other financing sources (uses)				
Transfers in	--	--	31	31
Transfers out	(919)	(1,246)	(945)	301
Total other financing uses	<u>(919)</u>	<u>(1,246)</u>	<u>(914)</u>	<u>332</u>
Net change in fund balances	15	(271)	338	609
Fund balances - beginning	3,123	3,123	3,123	--
Fund balances - ending	<u>\$ 3,138</u>	<u>\$ 2,852</u>	<u>\$ 3,461</u>	<u>\$ 609</u>

COUNTY OF SANTA BARBARA, CALIFORNIA
COMMUNITY FACILITIES DISTRICTS SPECIAL REVENUE FUND
SCHEDULE OF REVENUES, EXPENDITURES, AND CHANGES IN FUND BALANCES - BUDGET AND ACTUAL
FOR THE FISCAL YEAR ENDED June 30, 2015 (in thousands)

	Budgeted Amounts		Actual Amounts	Variance with Final Budget
	Original	Final		
Revenues				
Taxes	\$ 413	\$ 483	\$ 500	\$ 17
Use of money and property	3	4	3	(1)
Total revenues	<u>416</u>	<u>487</u>	<u>503</u>	<u>16</u>
Expenditures				
Current:				
Community resources & public facilities	30	202	198	4
Total expenditures	<u>30</u>	<u>202</u>	<u>198</u>	<u>4</u>
Excess of revenues over expenditures	<u>386</u>	<u>285</u>	<u>305</u>	<u>20</u>
Other financing uses				
Transfers out	(384)	(257)	(252)	5
Total other financing uses	<u>(384)</u>	<u>(257)</u>	<u>(252)</u>	<u>5</u>
Net change in fund balances	2	28	53	25
Fund balances - beginning	571	571	571	--
Fund balances - ending	<u>\$ 573</u>	<u>\$ 599</u>	<u>\$ 624</u>	<u>\$ 25</u>

COUNTY OF SANTA BARBARA, CALIFORNIA
 LIGHTING DISTRICTS SPECIAL REVENUE FUND
 SCHEDULE OF REVENUES, EXPENDITURES, AND CHANGES IN FUND BALANCES - BUDGET AND ACTUAL
 FOR THE FISCAL YEAR ENDED June 30, 2015 (in thousands)

	Budgeted Amounts		Actual Amounts	Variance with Final Budget
	Original	Final		
Revenues				
Taxes	\$ 418	\$ 418	\$ 429	\$ 11
Use of money and property	1	2	2	--
Intergovernmental	3	3	2	(1)
Total revenues	<u>422</u>	<u>423</u>	<u>433</u>	<u>10</u>
Expenditures				
Current:				
Community resources & public facilities	361	421	412	9
Total expenditures	<u>361</u>	<u>421</u>	<u>412</u>	<u>9</u>
Excess of revenues over expenditures	<u>61</u>	<u>2</u>	<u>21</u>	<u>19</u>
Net change in fund balances	61	2	21	19
Fund balances - beginning	512	512	512	--
Fund balances - ending	<u>\$ 573</u>	<u>\$ 514</u>	<u>\$ 533</u>	<u>\$ 19</u>

COUNTY OF SANTA BARBARA, CALIFORNIA
SANDYLAND SEAWALL MAINTENANCE SPECIAL REVENUE FUND
SCHEDULE OF REVENUES, EXPENDITURES, AND CHANGES IN FUND BALANCES - BUDGET AND ACTUAL
FOR THE FISCAL YEAR ENDED June 30, 2015 (in thousands)

	Budgeted Amounts		Actual Amounts	Variance with Final Budget
	Original	Final		
Revenues				
Total revenues	\$ --	\$ --	\$ --	\$ --
Expenditures				
Current:				
Community resources & public facilities	5	5	2	3
Total expenditures	5	5	2	3
Deficiency of revenues under expenditures	(5)	(5)	(2)	3
Net change in fund balances	(5)	(5)	(2)	3
Fund balances - beginning	31	31	31	--
Fund balances - ending	\$ 26	\$ 26	\$ 29	\$ 3

COUNTY OF SANTA BARBARA, CALIFORNIA
WATER AGENCY SPECIAL REVENUE FUND
SCHEDULE OF REVENUES, EXPENDITURES, AND CHANGES IN FUND BALANCES - BUDGET AND ACTUAL
FOR THE FISCAL YEAR ENDED June 30, 2015 (in thousands)

	Budgeted Amounts		Actual Amounts	Variance with Final Budget
	Original	Final		
Revenues				
Taxes	\$ 2,260	\$ 2,269	\$ 2,542	\$ 273
Use of money and property	20	25	34	9
Intergovernmental	3,628	3,678	1,329	(2,349)
Charges for services	149	132	351	219
Other	--	--	2	2
Total revenues	<u>6,057</u>	<u>6,104</u>	<u>4,258</u>	<u>(1,846)</u>
Expenditures				
Current:				
Community resources & public facilities	<u>8,882</u>	<u>8,915</u>	<u>4,273</u>	<u>4,642</u>
Total expenditures	<u>8,882</u>	<u>8,915</u>	<u>4,273</u>	<u>4,642</u>
Deficiency of revenues under expenditures	<u>(2,825)</u>	<u>(2,811)</u>	<u>(15)</u>	<u>2,796</u>
Other financing sources (uses)				
Transfers in	614	614	614	--
Transfers out	<u>(141)</u>	<u>(141)</u>	<u>(116)</u>	<u>25</u>
Total other financing sources	<u>473</u>	<u>473</u>	<u>498</u>	<u>25</u>
Net change in fund balances	(2,352)	(2,338)	483	2,821
Fund balances - beginning	6,624	6,624	6,624	--
Fund balances - ending	<u>\$ 4,272</u>	<u>\$ 4,286</u>	<u>\$ 7,107</u>	<u>\$ 2,821</u>

COUNTY OF SANTA BARBARA, CALIFORNIA
SANTA BARBARA COUNTY FINANCE CORPORATION DEBT SERVICE FUND
SCHEDULE OF REVENUES, EXPENDITURES, AND CHANGES IN FUND BALANCES - BUDGET AND ACTUAL
FOR THE FISCAL YEAR ENDED June 30, 2015 (in thousands)

	Budgeted Amounts		Actual Amounts	Variance with Final Budget
	Original	Final		
Revenues				
Use of money and property	\$ 25	\$ 25	\$ 6	\$ (19)
Intergovernmental	1,381	1,381	1,380	(1)
Total revenues	<u>1,406</u>	<u>1,406</u>	<u>1,386</u>	<u>(20)</u>
Expenditures				
Current:				
General county programs	17	127	90	37
Debt service:				
Principal	4,088	15,318	15,318	--
Interest	2,469	2,576	2,516	60
Total expenditures	<u>6,574</u>	<u>18,021</u>	<u>17,924</u>	<u>97</u>
Deficiency of revenues under expenditures	<u>(5,168)</u>	<u>(16,615)</u>	<u>(16,538)</u>	<u>77</u>
Other financing sources				
Transfers in	5,062	5,062	5,046	(16)
Long-term debt issued	--	9,865	9,925	60
Total other financing sources	<u>5,062</u>	<u>14,927</u>	<u>14,971</u>	<u>44</u>
Net change in fund balances	(106)	(1,688)	(1,567)	121
Fund balances - beginning	2,886	2,886	2,886	--
Fund balances - ending	<u>\$ 2,780</u>	<u>\$ 1,198</u>	<u>\$ 1,319</u>	<u>\$ 121</u>

INTERNAL SERVICE FUNDS

Internal Service Funds

County of Santa Barbara ~ Comprehensive Annual Financial Report for Year Ended June 30, 2015

The following funds are established to account for services furnished to the County and various other governmental agencies. They are exempt from legal compliance for budgetary control and follow commercial accounting principles for a determination of operating, rather than budgetary, results. Their major source of revenue consists of charges to user departments for services rendered. These charges are based upon standard rates calculated on an estimated cost recovery basis. A more detailed description of the funds established and used by the County follows:

INFORMATION TECHNOLOGY SERVICES

This fund provides enterprise information technology services to County departments and various other governmental agencies. Four lines of service are supported: Network and Security, Infrastructure, Desktop Support, and Enterprise Applications. Costs are allocated to all users based upon utilization factors for each service and are designed to recover costs of each system. Profits or losses are carried forward and used to adjust allocations in subsequent years. Costs of operating the fund include personnel, supplies, utilities, maintenance, and depreciation of equipment.

VEHICLE OPERATIONS AND MAINTENANCE

This fund provides for the maintenance, servicing and repair of County vehicles. Rental rates, which include the cost of gas, oil, maintenance, replacement of equipment and personnel costs, are charged to the user department to support the vehicle program. Vehicles are replaced based on mileage and age criteria which varies per class of vehicle; new additions to the vehicle fleet are provided through the Garage Equipment and Motor Pool budgets of the General Fund and through contributions from other funds.

RISK MANAGEMENT AND INSURANCE

This column combines the County's five self-insurance funds: Dental, Unemployment, Workers' Compensation, General Liability, and Medical Malpractice.

Dental Self-Insurance

This fund provides for the payment of dental expenses incurred by County employees, eligible dependents and retirees who are part of the self-funded plan. This fund does not account for employees or retirees on the Dental Net, Prudential or Firefighter health plans. Professional administrators process all claims and make payments to claimants based on a payment schedule of medical and dental benefits. The fund reimburses the claims administrator for the payment of claims plus a fee for administration and participation in a prescription drug program. Additionally, the County contracts with a preferred provider organization for reduced fees from member dental service providers, physicians, and other specialists. The County contributes towards the cost of employee coverage through departmental budgets; the employee pays any remaining employee or dependent coverage.

Unemployment Self-Insurance

State law requires the County to maintain unemployment insurance. The County has elected to be self-insured and has established this fund for the payment of unemployment insurance claims by County employees, which have been processed and approved by the State Employment Development Department. Each department has been charged a percentage of its gross payroll for the establishment of a general reserve for this program and to provide for claim payments.

Workers' Compensation Self-Insurance

This fund provides for investigation services, temporary disability and medical payments, excess insurance, permanent disability awards, administrative services, litigation costs, and safety services. Premiums based on employee worker classifications are charged to each department to maintain actuarially recommended reserves for claims proportionate to current industry rates applicable to job functions.

Internal Service Funds (cont'd)

County of Santa Barbara ~ Comprehensive Annual Financial Report for Year Ended June 30, 2015

General Liability Self-Insurance

This fund provides for payment of self-insured general liability and automobile liability claims, excess insurance, claims adjusting services, litigation costs, and administrative services. Contributions are made by participating County departments and funds based on past claims experience and appropriate risk factors.

Medical Malpractice Self-Insurance

This fund provides for the payment of self-insured medical malpractice and general liability claims, excess insurance, claim investigation services, and litigation costs. Contributions are made by covered participating County departments and are based on allocation of expenses by past claims experience and appropriate risk factor.

COMMUNICATIONS SERVICES

This fund provides communication services to County departments and various other governmental agencies. Telephone, Radio and Audio-Visual Systems are maintained. Costs are billed from a standard price schedule which is periodically adjusted to reflect cost changes and are designed to recover costs of each system. Profits or losses are carried forward and used to adjust allocations in subsequent years. Costs of operating the fund include personnel, supplies, utilities, maintenance, and depreciation of equipment.

UTILITIES

This fund provides for payment of County-wide utility costs. Utility costs are allocated to various County departments based on their energy consumption. Charging County departments for their energy usage fosters awareness and accountability related to energy costs and savings.

COUNTY OF SANTA BARBARA, CALIFORNIA
INTERNAL SERVICE FUNDS
COMBINING STATEMENT OF NET POSITION
June 30, 2015 (in thousands)

	Information Technology Services	Vehicle Operations and Maintenance	Risk Management and Insurance	Communi- cations Services	Utilities	Total
Assets						
Current assets:						
Cash and investments (Note 4)	\$ 5,265	\$ 15,760	\$ 26,875	\$ 7,003	\$ 1,065	\$ 55,968
Accounts receivable, net:						
Use of money and property	5	17	28	7	1	58
Charges for services	--	--	474	--	14	488
Other	--	--	--	--	55	55
Inventories	--	148	--	110	--	258
Total current assets	<u>5,270</u>	<u>15,925</u>	<u>27,377</u>	<u>7,120</u>	<u>1,135</u>	<u>56,827</u>
Noncurrent assets:						
Other receivables	--	--	219	--	543	762
Restricted cash and investments (Note 5)	--	10	--	--	--	10
Capital assets, net of accumulated depreciation/amortization (Note 7)	3,263	17,622	7	3,589	3,352	27,833
Total noncurrent assets	<u>3,263</u>	<u>17,632</u>	<u>226</u>	<u>3,589</u>	<u>3,895</u>	<u>28,605</u>
Total assets	<u>8,533</u>	<u>33,557</u>	<u>27,603</u>	<u>10,709</u>	<u>5,030</u>	<u>85,432</u>
Deferred outflows of resources						
Deferred pensions	787	424	183	237	56	1,687
Total deferred outflows of resources	<u>787</u>	<u>424</u>	<u>183</u>	<u>237</u>	<u>56</u>	<u>1,687</u>
Liabilities						
Current liabilities:						
Accounts payable	13	129	364	105	10	621
Salaries and benefits payable	252	135	55	66	17	525
Other payables	--	--	--	--	15	15
Compensated absences (Note 10)	234	118	48	71	17	488
Notes payable (Note 13)	--	--	--	--	335	335
Liability for self-insurance claims	--	--	7,047	--	--	7,047
Total current liabilities	<u>499</u>	<u>382</u>	<u>7,514</u>	<u>242</u>	<u>394</u>	<u>9,031</u>
Noncurrent liabilities:						
Compensated absences (Note 10)	153	43	31	8	9	244
Notes payable (Note 13)	--	--	--	--	3,920	3,920
Liability for self-insurance claims	--	--	17,195	--	--	17,195
OPEB obligation (Note 10)	747	404	226	229	29	1,635
Net pension liability (Note 22)	3,729	1,925	851	1,125	247	7,877
Total noncurrent liabilities	<u>4,629</u>	<u>2,372</u>	<u>18,303</u>	<u>1,362</u>	<u>4,205</u>	<u>30,871</u>
Total liabilities	<u>5,128</u>	<u>2,754</u>	<u>25,817</u>	<u>1,604</u>	<u>4,599</u>	<u>39,902</u>
Deferred inflows of resources						
Deferred pensions	821	442	191	247	58	1,759
Total deferred inflows of resources	<u>821</u>	<u>442</u>	<u>191</u>	<u>247</u>	<u>58</u>	<u>1,759</u>
Net position						
Net investment in capital assets	3,263	17,622	7	3,589	(903)	23,578
Unrestricted	108	13,163	1,771	5,506	1,332	21,880
Total net position	<u>\$ 3,371</u>	<u>\$ 30,785</u>	<u>\$ 1,778</u>	<u>\$ 9,095</u>	<u>\$ 429</u>	<u>\$ 45,458</u>

COUNTY OF SANTA BARBARA, CALIFORNIA
INTERNAL SERVICE FUNDS
COMBINING STATEMENT OF REVENUES, EXPENSES, AND CHANGES IN FUND NET POSITION
FOR THE FISCAL YEAR ENDED June 30, 2015 (in thousands)

	Information Technology Services	Vehicle Operations and Maintenance	Risk Management and Insurance	Communi- cations Services	Utilities	Total
Operating revenues						
Charges for sales and services	\$ 7,042	\$ 10,429	\$ 24,776	\$ 3,676	\$ 5,101	\$ 51,024
Self-insurance recovery	--	--	1,086	--	--	1,086
Other operating revenues	6	91	51	55	--	203
Total operating revenues	<u>7,048</u>	<u>10,520</u>	<u>25,913</u>	<u>3,731</u>	<u>5,101</u>	<u>52,313</u>
Operating expenses						
Salaries and benefits	3,582	1,983	857	1,075	236	7,733
Services and supplies	1,611	5,002	15,992	1,577	4,915	29,097
Self-insurance claims	--	--	8,940	--	--	8,940
Contractual services	48	24	213	291	55	631
Depreciation and amortization	1,052	2,674	2	406	250	4,384
County overhead allocation	94	132	1,323	51	17	1,617
Total operating expenses	<u>6,387</u>	<u>9,815</u>	<u>27,327</u>	<u>3,400</u>	<u>5,473</u>	<u>52,402</u>
Operating income (loss)	<u>661</u>	<u>705</u>	<u>(1,414)</u>	<u>331</u>	<u>(372)</u>	<u>(89)</u>
Non-operating revenues (expenses)						
Use of money and property	24	79	124	154	4	385
Interest expense	--	--	--	--	(181)	(181)
Gain (loss) on sale of capital assets	1	103	(3)	--	--	101
Other non-operating revenues	15	4	57	61	536	673
Total non-operating revenues (expenses)	<u>40</u>	<u>186</u>	<u>178</u>	<u>215</u>	<u>359</u>	<u>978</u>
Income (loss) before transfers	<u>701</u>	<u>891</u>	<u>(1,236)</u>	<u>546</u>	<u>(13)</u>	<u>889</u>
Transfers in	--	860	--	70	130	1,060
Transfers out	--	(58)	--	(29)	--	(87)
Transfers in (out), net	<u>--</u>	<u>802</u>	<u>--</u>	<u>41</u>	<u>130</u>	<u>973</u>
Change in net position	<u>701</u>	<u>1,693</u>	<u>(1,236)</u>	<u>587</u>	<u>117</u>	<u>1,862</u>
Total net position - beginning	6,715	31,201	3,941	9,728	584	52,169
Prior period adjustment (Note 24)	(4,045)	(2,109)	(927)	(1,220)	(272)	(8,573)
Total net position - beginning, as restated	<u>2,670</u>	<u>29,092</u>	<u>3,014</u>	<u>8,508</u>	<u>312</u>	<u>43,596</u>
Total net position - ending	<u>\$ 3,371</u>	<u>\$ 30,785</u>	<u>\$ 1,778</u>	<u>\$ 9,095</u>	<u>\$ 429</u>	<u>\$ 45,458</u>

COUNTY OF SANTA BARBARA, CALIFORNIA
INTERNAL SERVICE FUNDS
COMBINING STATEMENT OF CASH FLOWS
FOR THE FISCAL YEAR ENDED June 30, 2015 (in thousands)

	Information Technology Services	Vehicle Operations and Maintenance	Risk Management and Insurance	Communi- cations Services	Utilities	Total
Cash flows from operating activities						
Receipts from interfund services provided	\$ 7,048	\$ 10,520	\$ 24,689	\$ 3,731	\$ 5,487	\$ 51,475
Receipts from self-insurance recovery	--	--	1,086	--	--	1,086
Payments to employees	(3,711)	(2,057)	(888)	(1,125)	(251)	(8,032)
Payments to suppliers	(1,657)	(5,076)	(16,283)	(1,773)	(5,098)	(29,887)
Payments for self-insurance claims	--	--	(13,116)	--	--	(13,116)
County overhead allocation						
payments to the General Fund	(94)	(132)	(1,323)	(51)	(17)	(1,617)
Other receipts	15	4	57	61	405	542
Net cash provided (used) by operating activities	<u>1,601</u>	<u>3,259</u>	<u>(5,778)</u>	<u>843</u>	<u>526</u>	<u>451</u>
Cash flows from noncapital financing activities						
Transfers from other funds	--	860	--	71	132	1,063
Transfers to other funds	--	(58)	--	(29)	--	(87)
Net cash provided by noncapital financing activities	<u>--</u>	<u>802</u>	<u>--</u>	<u>42</u>	<u>132</u>	<u>976</u>
Cash flows from capital and related financing activities						
Purchase of capital assets	(1,015)	(4,748)	(7)	(1,148)	(105)	(7,023)
Proceeds from sales of capital assets	1	261	--	--	--	262
Principal paid on bonds and notes payable	--	--	--	--	(335)	(335)
Interest paid on bonds and notes payable	--	--	--	--	(181)	(181)
Federal interest subsidy on bonds payable	--	--	--	--	131	131
Net cash used by capital and related financing activities	<u>(1,014)</u>	<u>(4,487)</u>	<u>(7)</u>	<u>(1,148)</u>	<u>(490)</u>	<u>(7,146)</u>
Cash flows from investing activities						
Use of money and property received	25	78	128	155	4	390
Net cash provided by investing activities	<u>25</u>	<u>78</u>	<u>128</u>	<u>155</u>	<u>4</u>	<u>390</u>
Net change in cash and cash equivalents	612	(348)	(5,657)	(108)	172	(5,329)
Cash and cash equivalents - beginning	4,653	16,118	32,532	7,111	893	61,307
Cash and cash equivalents - ending	<u>\$ 5,265</u>	<u>\$ 15,770</u>	<u>\$ 26,875</u>	<u>\$ 7,003</u>	<u>\$ 1,065</u>	<u>\$ 55,978</u>
Reconciliation of cash and cash equivalents to the Statement of Net Position						
Cash and investments per Statement of Net Position	\$ 5,265	\$ 15,760	\$ 26,875	\$ 7,003	\$ 1,065	55,968
Restricted cash and investments per Statement of Net Position	--	10	--	--	--	10
Total cash and cash equivalents per Statement of Net Position	<u>\$ 5,265</u>	<u>\$ 15,770</u>	<u>\$ 26,875</u>	<u>\$ 7,003</u>	<u>\$ 1,065</u>	<u>\$ 55,978</u>
Reconciliation of operating income (loss) to net cash provided (used) by operating activities:						
Operating income (loss)	\$ 661	\$ 705	\$ (1,414)	\$ 331	\$ (372)	\$ (89)
Adjustments to reconcile operating income (loss) to net cash provided (used) by operating activities:						
Depreciation and amortization	1,052	2,674	2	406	250	4,384
Other non-operating revenue	15	4	57	61	405	542
Changes in assets, deferred inflows of resources, liabilities, and deferred outflows of resources						
Accounts and other receivables	--	--	(139)	--	386	247
Inventories	--	38	--	--	--	38
Prepaid items	--	--	25	--	--	25
Accounts payable	2	(88)	(102)	95	(128)	(221)
Salaries and benefits payable	(129)	(74)	(31)	(50)	(15)	(299)
Liability for self-insurance claims	--	--	(4,176)	--	--	(4,176)
Net cash provided (used) by operating activities	<u>\$ 1,601</u>	<u>\$ 3,259</u>	<u>\$ (5,778)</u>	<u>\$ 843</u>	<u>\$ 526</u>	<u>\$ 451</u>
Noncash investing, capital, and financing activities	\$ --	\$ --	\$ --	\$ --	\$ --	\$ --

AGENCY FUNDS

Agency Funds

County of Santa Barbara ~ Comprehensive Annual Financial Report for Year Ended June 30, 2015

Agency funds are custodial in nature and do not involve the measurement of results of operations. Such funds have no equity accounts since all assets are due to individuals and entities at some future time.

CLEARING AND REVOLVING FUNDS provide clearing facilities for items such as payroll withholdings and warrant redemption. These funds are used to temporarily accumulate and hold resources for distribution to third parties.

DEPOSITS FUNDS account for deposits under the control of the County departments. Dispositions of the deposits are governed by the terms of the statutes and ordinances establishing the deposit requirement.

OTHER AGENCY FUNDS account for assets held by the County in a fiduciary capacity for other entities.

STATE AND CITY REVENUE FUNDS temporarily hold various fees, fines, and penalties collected by the County departments for the State of California or various cities in Santa Barbara County, which are passed through to these entities.

TAX COLLECTION FUNDS account for monies received for current and delinquent taxes, which must be held pending authority for distribution. Included are prepaid taxes, disputed taxes, duplicate payment of taxes, etc. These funds also account for monies deposited by third parties pending settlement of litigation and claims. Upon final settlement, monies are dispersed as directed by the courts or by parties to the dispute.

COUNTY OF SANTA BARBARA, CALIFORNIA
 COMBINING STATEMENT OF CHANGES IN ASSETS AND LIABILITIES
 AGENCY FUNDS
 FOR THE FISCAL YEAR ENDED June 30, 2015 (in thousands)

	July 1, 2014	Additions	Deductions	June 30, 2015
Clearing and revolving funds				
Assets:				
Cash and investments	\$ 8,854	\$ 1,100,354	\$ 1,099,093	\$ 10,115
Interest receivable	--	--	--	--
Total assets	<u>\$ 8,854</u>	<u>\$ 1,100,354</u>	<u>\$ 1,099,093</u>	<u>\$ 10,115</u>
Liabilities:				
Accounts payable	\$ 3,805	\$ 225,972	\$ 221,502	\$ 8,275
Funds held for others	5,049	1,321,856	1,325,065	1,840
Total liabilities	<u>\$ 8,854</u>	<u>\$ 1,547,828</u>	<u>\$ 1,546,567</u>	<u>\$ 10,115</u>
Deposits funds				
Assets:				
Cash and investments	\$ 2,143	\$ 18,333	\$ 16,988	\$ 3,488
Interest receivable	--	--	--	--
Total assets	<u>\$ 2,143</u>	<u>\$ 18,333</u>	<u>\$ 16,988</u>	<u>\$ 3,488</u>
Liabilities:				
Accounts payable	\$ -	\$ 652	\$ 650	\$ 2
Funds held for others	2,143	18,983	17,640	3,486
Total liabilities	<u>\$ 2,143</u>	<u>\$ 19,635</u>	<u>\$ 18,290</u>	<u>\$ 3,488</u>
Other agency funds				
Assets:				
Cash and investments	\$ 5,838	\$ 165,078	\$ 166,070	\$ 4,846
Interest receivable	4	11	12	3
Total assets	<u>\$ 5,842</u>	<u>\$ 165,089</u>	<u>\$ 166,082</u>	<u>\$ 4,849</u>
Liabilities:				
Accounts payable	\$ 66	\$ 4,122	\$ 4,188	\$ -
Funds held for others	5,776	169,277	170,204	4,849
Total liabilities	<u>\$ 5,842</u>	<u>\$ 173,399</u>	<u>\$ 174,392</u>	<u>\$ 4,849</u>
State and city revenue funds				
Assets:				
Cash and investments	\$ 15,138	\$ 242,111	\$ 240,036	\$ 17,213
Interest receivable	26	75	74	27
Total assets	<u>\$ 15,164</u>	<u>\$ 242,186</u>	<u>\$ 240,110</u>	<u>\$ 17,240</u>
Liabilities:				
Accounts payable	\$ 56	\$ 104,473	\$ 104,458	\$ 71
Funds held for others	15,108	346,644	344,583	17,169
Total liabilities	<u>\$ 15,164</u>	<u>\$ 451,117</u>	<u>\$ 449,041</u>	<u>\$ 17,240</u>
Tax collection funds				
Assets:				
Cash and investments	\$ 15,911	\$ 3,279,907	\$ 3,267,327	\$ 28,491
Interest receivable	70	248	236	82
Total assets	<u>\$ 15,981</u>	<u>\$ 3,280,155</u>	<u>\$ 3,267,563</u>	<u>\$ 28,573</u>
Liabilities:				
Accounts payable	\$ 9	\$ 22,088	\$ 22,097	\$ -
Funds held for others	15,972	3,302,252	3,289,651	28,573
Total liabilities	<u>\$ 15,981</u>	<u>\$ 3,324,340</u>	<u>\$ 3,311,748</u>	<u>\$ 28,573</u>
Total - all agency funds				
Assets:				
Cash and investments	\$ 47,884	\$ 4,805,783	\$ 4,789,514	\$ 64,153
Interest receivable	100	334	322	112
Total assets	<u>\$ 47,984</u>	<u>\$ 4,806,117</u>	<u>\$ 4,789,836</u>	<u>\$ 64,265</u>
Liabilities:				
Accounts payable	\$ 3,936	\$ 357,307	\$ 352,895	\$ 8,348
Funds held for others	44,048	5,159,012	5,147,143	55,917
Total liabilities	<u>\$ 47,984</u>	<u>\$ 5,516,319</u>	<u>\$ 5,500,038</u>	<u>\$ 64,265</u>

See accompanying independent auditor's report.



Statistical Section





Statistical Section

County of Santa Barbara ~ Comprehensive Annual Financial Report for Year Ended June 30, 2015

The information in this section is not covered by the Independent Auditor's Report, but is presented as supplemental data for the benefit of the readers of the Comprehensive Annual Financial Report. The objectives of statistical section information are to provide financial statement users with additional historical perspective, context, and detail to assist in using the information in the financial statements, notes to financial statements, and required supplementary information to understand and assess the County's economic condition.

<u>CONTENTS</u>	<u>PAGE</u>
FINANCIAL TRENDS These schedules contain trend information to help the reader understand how the County's financial performance and well-being have changed over time.	168
REVENUE CAPACITY These schedules contain trend information to help the reader assess the County's most significant local revenue source, the property tax.	172
DEBT CAPACITY These schedules present information to help the reader assess the affordability of the County's current levels of outstanding debt and the County's ability to issue additional debt in the future.	176
DEMOGRAPHIC AND ECONOMIC INFORMATION These schedules offer economic and demographic indicators to help the reader understand the socioeconomic environment within which the County's financial activities take place.	179
OPERATING INFORMATION These schedules contain service and infrastructure data to help the reader understand how the information in the County's financial report relates to the services the County provides and the activities it performs.	181

Sources: Unless otherwise noted, the information in these schedules is derived from the Comprehensive Annual Financial Reports for the relevant year.

COUNTY OF SANTA BARBARA, CALIFORNIA
NET POSITION BY CATEGORY (UNAUDITED)
LAST TEN FISCAL YEARS (in thousands)
(accrual basis of accounting)

	2005-06	2006-07	2007-08 as restated	2008-09 as restated	2009-10 as restated	2010-11	2011-12	2012-13	2013-14	2014-2015
Governmental activities										
Net investment in capital assets	\$ 381,435	\$ 399,800	\$ 408,831	\$ 451,648	\$ 466,916	\$ 480,240	\$ 493,753	\$ 511,144	\$ 578,314	\$ 588,989
Restricted for:										
Public safety	10,152	12,990	13,695	9,137	12,189	9,717	14,438	19,594	24,107	28,640
Health & public assistance	15,992	19,237	12,987	25,118	32,943	42,328	33,627	33,734	31,005	37,477
Community resources & public facilities	59,649	60,486	87,145	95,946	101,591	106,691	95,892	97,710	103,497	152,739
General government & support services	8,589	9,913	8,082	7,594	5,483	4,523	5,240	3,886	4,951	4,960
General county programs	13,485	12,469	17,496	9,150	15,009	15,271	15,957	14,959	15,596	12,736
Debt service	8,652	8,484	10,088	-	--	--	--	--	--	--
Unrestricted	81,386	93,424	65,462	54,439	32,215	16,708	37,170	30,976	62,497	(551,588)
Total governmental activities net position	<u>\$ 579,340</u>	<u>\$ 616,803</u>	<u>\$ 623,786</u>	<u>\$ 653,032</u>	<u>\$ 666,346</u>	<u>\$ 675,478</u>	<u>\$ 696,077</u>	<u>\$ 712,003</u>	<u>\$ 819,967</u>	<u>\$ 273,953</u>
Business-type activities										
Net investment in capital assets	\$ 45,006	\$ 47,611	\$ 47,604	\$ 57,338	\$ 59,750	\$ 60,029	\$ 64,943	\$ 65,806	\$ 70,562	\$ 73,988
Restricted for:										
Debt service	1,023	717	1,307	--	--	--	--	--	--	--
Unrestricted	8,750	10,922	15,321	9,560	10,851	12,353	16,606	21,648	25,191	14,062
Total business-type activities net position	<u>\$ 54,779</u>	<u>\$ 59,250</u>	<u>\$ 64,232</u>	<u>\$ 66,898</u>	<u>\$ 70,601</u>	<u>\$ 72,382</u>	<u>\$ 81,549</u>	<u>\$ 87,454</u>	<u>\$ 95,753</u>	<u>\$ 88,050</u>
Primary government										
Net investment in capital assets	\$ 426,441	\$ 447,411	\$ 456,435	\$ 508,986	\$ 526,666	\$ 540,269	\$ 558,696	\$ 576,950	\$ 648,876	\$ 662,977
Restricted for:										
Public safety	10,152	12,990	13,695	9,137	12,189	9,717	14,438	19,594	24,107	28,640
Health & public assistance	15,992	19,237	12,987	25,118	32,943	42,328	33,627	33,734	31,005	37,477
Community resources & public facilities	59,649	60,486	87,145	95,946	101,591	106,691	95,892	97,710	103,497	152,739
General government & support services	8,589	9,913	8,082	7,594	5,483	4,523	5,240	3,886	4,951	4,960
General county programs	13,485	12,469	17,496	9,150	15,009	15,271	15,957	14,959	15,596	12,736
Debt service	9,675	9,201	11,395	--	--	--	--	--	--	--
Unrestricted	90,136	104,346	80,783	63,999	43,066	29,061	53,776	52,624	87,688	(537,526)
Total primary government net position	<u>\$ 634,119</u>	<u>\$ 676,053</u>	<u>\$ 688,018</u>	<u>\$ 719,930</u>	<u>\$ 736,947</u>	<u>\$ 747,860</u>	<u>\$ 777,626</u>	<u>\$ 799,457</u>	<u>\$ 915,720</u>	<u>\$ 362,003</u>

Notes:

- FY 2007-08 net position 'restricted for general county programs' was restated from \$21,878 to \$17,496 in FY 2008-09. As a result, 'unrestricted' governmental activities net position was restated from \$61,080 to \$65,462.
- FY 2008-09 net position 'invested in capital assets, net of related debt' was restated in FY 2009-10 from \$486,969 to \$508,986, and 'restricted' net position was restated from \$163,264 to \$146,945. As a result, 'unrestricted' net position was restated from \$69,697 to \$63,999.
- FY 2009-10 'restricted' governmental activities net position was restated from \$157,052 to \$167,215 in FY 2010-11. As a result, 'unrestricted' governmental activities net position decreased from \$53,229 to \$43,066.
- Accounting standards require that net position be reported in three components in the financial statements: net investment in capital assets; restricted; and unrestricted. Net position is considered restricted when 1) externally imposed by creditors (such as debt covenants), grantors, contributors, or laws or regulations of other governments or 2) imposed by law through constitutional provisions or enabling legislation.

COUNTY OF SANTA BARBARA, CALIFORNIA
CHANGES IN NET POSITION (UNAUDITED)
LAST TEN FISCAL YEARS (in thousands)
(accrual basis of accounting)

	2005-06	2006-07	2007-08	2008-09	2009-10	2010-11	2011-12	2012-13	2013-14	2014-15
Expenses										
Governmental activities:										
Policy & executive	\$ 7,353	\$ 8,569	\$ 9,069	\$ 8,596	\$ 7,356	\$ 11,074	\$ 11,635	\$ 14,455	\$ 14,057	\$ 10,721
Public safety	209,089	222,752	246,097	251,027	247,228	263,133	270,541	271,326	282,251	276,688
Health & public assistance	258,369	271,806	292,094	287,178	297,590	308,149	304,747	307,239	319,565	335,132
Community resources & public facilities	71,200	84,785	83,293	84,585	85,914	83,770	88,871	89,382	92,377	88,788
General government & support services	30,818	36,771	35,743	32,115	31,750	31,123	28,965	29,585	33,931	37,766
General county programs	15,530	14,734	14,461	23,167	19,494	20,694	15,077	5,664	3,980	2,462
Interest on long-term debt	4,880	2,889	2,626	3,321	4,645	4,926	4,146	3,712	3,505	2,651
Subtotal governmental activities	597,239	642,306	683,383	689,989	693,977	722,869	723,982	721,363	749,666	754,208
Business-type activities:										
Resource Recovery	19,356	21,857	22,042	23,226	21,659	21,258	20,601	20,529	20,300	26,250
Laguna Sanitation	4,870	5,066	5,113	5,609	5,633	5,946	5,793	6,181	6,176	6,270
Other	57	62	384	682	10	--	--	--	--	--
Subtotal business-type activities expenses	24,283	26,985	27,539	29,517	27,302	27,204	26,394	26,710	26,476	32,520
Total expenses	\$ 621,522	\$ 669,291	\$ 710,922	\$ 719,506	\$ 721,279	\$ 750,073	\$ 750,376	\$ 748,073	\$ 776,142	\$ 786,728
Program revenues										
Governmental activities:										
Charges for services	\$ 158,764	\$ 174,263	\$ 182,574	\$ 180,183	\$ 175,003	\$ 176,149	\$ 162,702	\$ 155,451	\$ 173,875	\$ 184,591
Operating grants & contributions	260,905	274,169	281,421	291,171	293,672	306,564	308,610	325,138	332,533	346,620
Capital grants & contributions	754	476	229	259	85	209	57	50	52,352	44
Subtotal governmental activities	420,423	448,908	464,224	471,613	468,760	482,922	471,369	480,639	558,760	531,255
Business-type activities:										
Charges for services										
Resource Recovery	21,743	21,511	22,454	20,854	20,157	21,151	21,370	22,381	23,439	23,184
Laguna Sanitation	5,513	5,950	6,276	6,464	6,827	7,304	7,688	8,662	9,907	11,069
Other	9	9	52	34	--	--	--	--	--	--
Operating grants & contributions	1,410	854	1,745	2,678	2,778	1,245	6,202	1,732	1,038	987
Capital grants & contributions	--	--	--	1,169	--	--	--	--	--	--
Subtotal business-type activities	28,675	28,324	30,527	31,199	29,762	29,700	35,260	32,775	34,384	35,240
Total program revenues	\$ 449,098	\$ 477,232	\$ 494,751	\$ 502,812	\$ 498,522	\$ 512,622	\$ 506,629	\$ 513,414	\$ 593,144	\$ 566,495
Net (expense) / revenue										
Governmental activities	\$ (176,816)	\$ (193,398)	\$ (219,159)	\$ (218,376)	\$ (225,217)	\$ (239,947)	\$ (252,613)	\$ (240,724)	\$ (190,906)	\$ (222,953)
Business-type activities	4,392	1,339	2,988	1,682	2,460	2,496	8,866	6,065	7,908	2,720
Total net expense	\$ (172,424)	\$ (192,059)	\$ (216,171)	\$ (216,694)	\$ (222,757)	\$ (237,451)	\$ (243,747)	\$ (234,659)	\$ (182,998)	\$ (220,233)
General revenues and other changes in net position										
Governmental activities:										
Taxes										
Property taxes	\$ 176,748	\$ 195,001	\$ 205,822	\$ 205,583	\$ 207,169	\$ 208,595	\$ 186,047	\$ 227,452	\$ 231,247	\$ 244,139
Motor vehicle in-lieu tax	3,745	271	--	--	--	--	931	187	155	150
Sales taxes	15,743	17,286	16,362	15,643	13,444	12,756	14,700	13,527	14,039	15,306
Transient occupancy tax	5,631	6,591	7,174	6,431	5,950	6,977	7,570	6,993	7,539	8,550
Unrestricted investment earnings	4,308	2,867	2,926	1,610	2,404	1,372	1,048	453	1,407	1,661
Extraordinary item and special item	--	--	--	--	--	--	--	--	--	--
Transfers	55	3	(5)	661	(995)	1,002	6	2	(34)	--
Other	5,702	8,842	8,066	12,212	10,559	11,877	39,268	8,419	8,100	8,474
Subtotal governmental activities	211,932	230,861	240,345	242,140	238,531	242,579	249,570	257,033	262,453	278,280
Business-type activities:										
Unrestricted investment earnings	942	2,089	1,796	1,248	374	286	290	(95)	344	254
Transfers	(55)	(3)	5	(661)	995	(1,002)	(6)	(2)	13	--
Other	573	1,046	193	397	(126)	1	17	38	34	(38)
Subtotal business-type activities	1,460	3,132	1,994	984	1,243	(715)	301	(59)	391	216
Total primary government	\$ 213,392	\$ 233,993	\$ 242,339	\$ 243,124	\$ 239,774	\$ 241,864	\$ 249,871	\$ 256,974	\$ 262,844	\$ 278,496
Extraordinary Items										
RDA dissolution transactions	--	--	--	--	--	--	16,345	--	--	--
Changes in net position										
Governmental activities	\$ 35,116	\$ 37,463	\$ 21,186	\$ 23,764	\$ 13,314	\$ 2,632	\$ 13,302	\$ 16,309	\$ 71,547	\$ 55,327
Business-type activities	5,852	4,471	4,982	2,666	3,703	1,781	9,167	6,006	8,299	2,936
Total primary government	\$ 40,968	\$ 41,934	\$ 26,168	\$ 26,430	\$ 17,017	\$ 4,413	\$ 22,469	\$ 22,315	\$ 79,846	\$ 58,263

COUNTY OF SANTA BARBARA, CALIFORNIA
FUND BALANCES, GOVERNMENTAL FUNDS (UNAUDITED)
LAST TEN FISCAL YEARS (in thousands)
(modified accrual basis of accounting)

	2005-06	2006-07	2007-08	2008-09	2009-10	2010-11	2011-12	2012-13	2013-14	2014-15
General Fund (1)										
Reserved for:										
Receivables and prepaids	\$ 4,094	\$ 3,309	\$ 20,309	\$ 20,309	\$ --	\$ --	\$ --	\$ --	\$ --	\$ --
Imprest cash	15	15	15	15	--	--	--	--	--	--
Property tax loss reserve	5,044	5,632	6,057	6,373	--	--	--	--	--	--
Unreserved:										
Designated	43,481	58,488	56,447	55,741	--	--	--	--	--	--
Undesignated	16,206	11,484	5,311	2,150	--	--	--	--	--	--
Nonspendable	--	--	--	--	26,704	25,570	8,780	9,618	10,138	11,042
Restricted	--	--	--	--	8,271	7,844	17,536	19,800	21,245	22,946
Committed	--	--	--	--	53,444	46,096	52,002	50,298	58,018	61,887
Assigned	--	--	--	--	--	--	--	--	--	--
Unassigned	--	--	--	--	736	4,330	7,591	8,092	3,405	3,242
Subtotal General Fund	<u>68,840</u>	<u>78,928</u>	<u>88,139</u>	<u>84,588</u>	<u>89,155</u>	<u>83,840</u>	<u>85,909</u>	<u>87,808</u>	<u>92,806</u>	<u>99,117</u>
All Other Governmental Funds (2)										
Reserved for:										
Receivables and prepaids	2,378	390	503	482	--	--	--	--	--	--
Imprest cash	24	22	23	25	--	--	--	--	--	--
Debt service	7,592	7,601	9,333	9,062	--	--	--	--	--	--
MHSA prudent reserve	--	--	--	1,900	--	--	--	--	--	--
Property held for resale	--	--	2,600	6,039	--	--	--	--	--	--
Unreserved:										
Designated, reported in:										
Special revenue funds	52,041	54,569	51,745	52,557	--	--	--	--	--	--
Capital projects fund	24,370	22,854	15,985	13,038	--	--	--	--	--	--
Debt service fund	--	315	230	422	--	--	--	--	--	--
Undesignated, reported in:										
Special revenue funds	66,358	70,799	80,838	85,181	--	--	--	--	--	--
Capital projects fund	3,868	6,411	4,988	5,339	--	--	--	--	--	--
Debt service fund	--	--	(15,134)	(15,724)	--	--	--	--	--	--
Nonspendable	--	--	--	--	507	681	586	1,084	791	1,129
Restricted	--	--	--	--	180,115	182,036	149,010	145,842	151,021	162,156
Committed	--	--	--	--	16,590	13,623	9,604	18,930	18,630	18,642
Assigned	--	--	--	--	932	883	1,817	1,287	--	--
Unassigned	--	--	--	--	22,860	(26,600)	(2,822)	(2,850)	--	--
Subtotal all other governmental funds	<u>156,631</u>	<u>162,961</u>	<u>151,111</u>	<u>158,321</u>	<u>221,004</u>	<u>170,623</u>	<u>158,195</u>	<u>164,293</u>	<u>170,442</u>	<u>181,927</u>
Total governmental fund balance	<u>\$ 225,471</u>	<u>\$ 241,889</u>	<u>\$ 239,250</u>	<u>\$ 242,909</u>	<u>\$ 310,159</u>	<u>\$ 254,463</u>	<u>\$ 244,104</u>	<u>\$ 252,101</u>	<u>\$ 263,248</u>	<u>\$ 281,044</u>

Notes:

- (1) In FY 2010-11 the County implemented GASB Statement No. 54 under which governmental fund balances are reported as nonspendable, restricted, committed, assigned, and unassigned. FY 2009-10 fund balances have been recharacterized to comply with GASB 54 in order to facilitate year-to-year comparisons
- (2) Substantial increases or decreases in fund balance components are explained in the Management's Discussion and Analysis (MD&A).

COUNTY OF SANTA BARBARA, CALIFORNIA
 CHANGES IN FUND BALANCES, GOVERNMENTAL FUNDS (UNAUDITED)
 LAST TEN FISCAL YEARS (in thousands)
 (modified accrual basis of accounting)

	2005-06	2006-07	2007-08	2008-09	2009-10	2010-11	2011-12 (restated)	2012-13	2013-14	2014-15
Revenues (by source)										
Taxes	\$ 202,078	\$ 220,583	\$ 231,955	\$ 232,781	\$ 231,648	\$ 234,354	\$ 241,142	\$ 249,414	\$ 254,177	\$ 269,412
Licenses, permits, and franchises	14,094	14,336	14,294	13,643	13,223	12,639	12,966	14,011	14,030	13,660
Fines, forfeitures, and penalties	12,020	11,020	12,333	13,218	13,527	13,299	10,990	9,582	10,883	9,581
Use of money and property	10,783	13,025	12,173	8,739	6,121	4,582	4,307	2,321	4,995	4,902
Intergovernmental	263,025	266,953	271,211	286,846	290,440	304,347	306,609	321,765	380,785	340,807
Charges for service	134,664	148,311	156,648	163,332	162,525	164,630	139,685	135,625	141,839	161,637
Other	15,255	13,414	13,637	16,614	17,046	22,872	25,920	19,582	20,804	19,033
Total revenues	651,919	687,642	712,251	735,173	734,530	756,723	741,619	752,300	827,513	819,032
Expenditures (by function)										
Policy & executive	10,824	11,846	13,290	13,971	13,266	15,661	15,172	15,349	15,408	15,563
Public safety	198,332	214,747	231,239	237,160	233,156	248,359	250,145	259,968	270,605	281,211
Health & public assistance	260,562	273,314	287,957	287,110	298,239	307,900	300,536	304,982	317,322	343,584
Community resources & public facilities	78,085	90,994	89,859	106,471	100,047	97,672	97,130	100,838	145,572	93,443
General government & support services	46,686	47,380	48,356	50,736	48,818	47,073	42,643	43,691	44,194	47,357
General county programs	12,574	14,552	18,452	22,822	18,449	18,957	12,287	5,091	8,199	3,190
Debt service										
Principal	6,582	7,876	6,595	6,230	7,506	5,621	23,749	4,133	4,502	15,318
Interest	4,741	2,930	2,642	3,324	4,637	4,918	4,183	3,518	3,308	2,516
Capital outlay	11,029	10,620	20,055	7,017	8,639	18,094	15,795	7,290	7,079	8,353
Total expenditures	629,415	674,259	718,445	734,841	732,757	764,255	761,640	744,860	816,189	810,535
Excess (deficiency) of revenues over (under) expenditures	22,504	13,383	(6,194)	332	1,773	(7,532)	(20,021)	7,440	11,324	8,497
Other financing sources (uses)										
Transfers in	118,235	128,567	149,323	139,021	146,179	88,586	96,986	86,395	49,715	60,305
Transfers out	(118,419)	(129,201)	(148,765)	(138,722)	(146,991)	(91,204)	(96,912)	(86,338)	(49,965)	(61,278)
Proceeds from sale of capital assets	862	1,269	288	147	52	174	220	500	73	347
Long-term debt issued	1,953	2,400	17,000	--	20,387	--	16,957	--	--	9,925
Long-term receivable collected	--	--	--	--	--	--	356	--	--	--
Issuance discount on long-term debt	--	--	(88)	--	(148)	--	--	--	--	--
Issuance premium on long-term debt	--	--	--	--	278	--	--	--	--	--
Total other financing sources (uses)	2,631	3,035	17,758	446	19,757	(2,444)	17,607	557	(177)	9,299
Extraordinary Items										
RDA dissolution transactions	--	--	--	--	--	--	(13,092)	--	--	--
Net change in fund balance	\$ 25,135	\$ 16,418	\$ 11,564	\$ 778	\$ 21,530	\$ (9,976)	\$ (2,414)	\$ 7,997	\$ 11,147	\$ 17,796
Debt service as a percentage of noncapital expenditures:	1.86%	1.66%	1.36%	1.35%	1.72%	1.46%	3.85%	1.07%	1.06%	2.28%

	2005-06	2006-07	2007-08	2008-09	2009-10	2010-11	2011-12	2012-13	2013-14	2014-15
Expenditures (1)										
General government	\$ 53,409	\$ 65,106	\$ 65,271	\$ 64,020	\$ 62,761	\$ 64,450	\$ 48,395	\$ 64,886	\$ 65,289	\$ 64,462
Public protection	242,782	259,208	281,771	299,802	288,599	296,982	303,442	302,982	316,926	328,238
Public ways and facilities	31,890	30,926	23,117	32,301	32,111	32,489	35,540	29,814	28,226	25,750
Health and sanitation	139,106	149,855	160,095	155,148	157,155	157,961	157,298	155,560	157,460	171,631
Public assistance	116,916	120,572	125,547	130,962	138,166	145,085	138,397	139,800	148,702	159,753
Education	2,773	2,894	3,269	3,223	3,289	3,410	2,734	3,199	3,128	3,132
Recreational and cultural services	9,615	10,462	11,941	11,232	12,899	11,089	10,866	10,504	11,422	12,811
Debt service	11,323	10,807	9,237	9,555	12,144	10,539	27,933	7,651	7,809	17,834
Capital outlay	21,601	24,429	38,197	28,598	25,633	42,250	37,035	30,464	77,227	26,924
Total expenditures	\$ 629,415	\$ 674,259	\$ 718,445	\$ 734,841	\$ 732,757	\$ 764,255	\$ 761,640	\$ 744,860	\$ 816,189	\$ 810,535

Notes:

(1) By State Controller function.

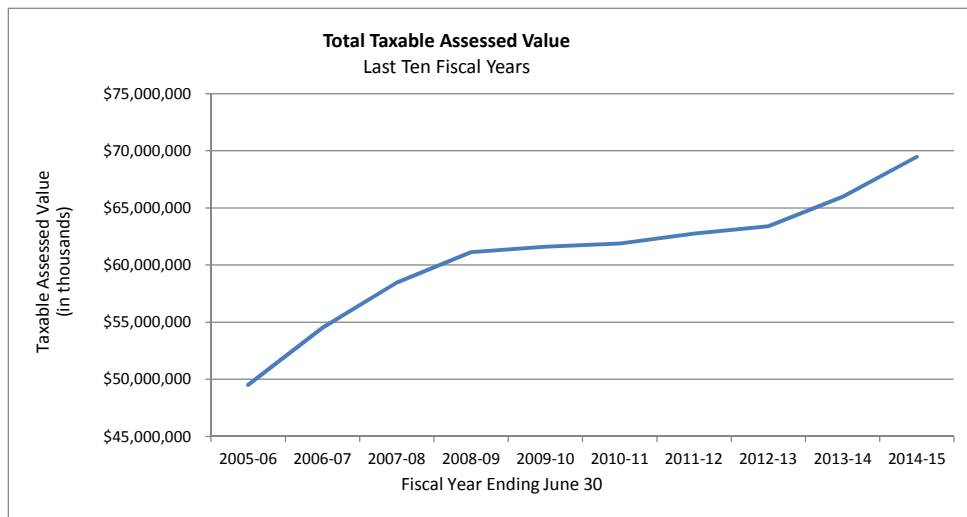
COUNTY OF SANTA BARBARA, CALIFORNIA
ASSESSED VALUE OF TAXABLE PROPERTY AND ACTUAL VALUE OF PROPERTY (UNAUDITED)
LAST TEN FISCAL YEARS (in thousands)

Due to the 1978 passage of the property tax initiative Proposition 13 (Prop 13), the County does not track the estimated actual value of all County properties. Under Prop 13, property is assessed at the 1978 market value with an annual increase limited to the lesser of 2% or the consumer price index (CPI) on properties not involved in a change of ownership or properties that did not undergo new construction. Newly acquired property is assessed at its new market value (usually the purchase price) and the value of any new construction is added to the existing base value of a parcel. As a result, similar properties can have substantially different assessed values based on the date of purchase. Additionally, Prop 13 limits the property tax rate to 1% of assessed value plus the rate necessary to fund local voter-approved bonds and special assessments.

Fiscal Year	(1) Secured	(2) Unsecured	(3) Unitary	(4) Exempt	Total Taxable Assessed Value	Total Direct Tax Rate (%)
2005 - 2006	\$ 47,838,453	\$ 2,458,096	\$ 737,982	\$ (1,544,353)	\$ 49,490,178	1.00000
2006 - 2007	52,791,691	2,546,922	769,814	(1,587,094)	54,521,333	1.00000
2007 - 2008	56,836,827	2,571,180	833,438	(1,772,777)	58,468,668	1.00000
2008 - 2009	59,457,127	2,795,296	806,086	(1,928,671)	61,129,838	1.00000
2009 - 2010	60,136,238	2,874,141	718,678	(2,128,966)	61,600,091	1.00000
2010 - 2011	60,558,017	2,901,856	746,117	(2,322,086)	61,883,904	1.00000
2011 - 2012	61,739,881	2,923,496	807,247	(2,713,216)	62,757,408	1.00000
2012 - 2013	62,696,346	2,896,396	883,587	(3,074,291)	63,402,038	1.00000
2013 - 2014	65,478,241	2,897,317	897,504	(3,308,629)	65,964,433	1.00000
2014 - 2015	(5)	(5)	(5)	(5)	69,464,980	1.00000

Notes:

- (1) Local assessed secured property is generally real property, defined as land, mines, minerals, timber, and improvements such as buildings, structures, crops, trees, and vines.
- (2) Unsecured property is generally personal property including machinery, equipment, office tools, and supplies.
- (3) Unitary properties are railroads and utilities crossing the County and are assessed by the State Board of Equalization. Most of the amount reported is unitary but includes a small amount of other state-assessed property.
- (4) Exempt properties include numerous full and partial exclusions/exemptions provided by the State Constitution and the legislature that relieve certain taxpayers from the burden of paying property taxes.
- (5) Data is unavailable at time of print.



Source:
Auditor-Controller, County of Santa Barbara

COUNTY OF SANTA BARBARA, CALIFORNIA
PROPERTY TAX RATES - DIRECT AND OVERLAPPING GOVERNMENTS (UNAUDITED)
(\$1 PER \$100 OF ASSESSED VALUE)
LAST TEN FISCAL YEARS

Fiscal Year	County Direct Rates	Overlapping Rates		Total
	Santa Barbara County General	Cities (1)	Schools (2)	
2005 - 2006	1.00000%	0.00014%	0.01053%	1.01067%
2006 - 2007	1.00000%	0.00013%	0.01237%	1.01250%
2007 - 2008	1.00000%	0.00012%	0.01375%	1.01387%
2008 - 2009	1.00000%	0.00010%	0.01307%	1.01317%
2009 - 2010	1.00000%	0.00012%	0.01265%	1.01277%
2010 - 2011	1.00000%	0.00012%	0.01284%	1.01296%
2011 - 2012	1.00000%	0.00014%	0.01310%	1.01324%
2012 - 2013	1.00000%	0.00012%	0.01352%	1.01364%
2013 - 2014	1.00000%	0.00013%	0.01462%	1.01475%
2014 - 2015	1.00000%	0.00012%	0.01473%	1.01485%

Notes:

- (1) Rates shown represent a weighted average of the eight incorporated cities within the County.
- (2) Rates shown represent a weighted average of the various school district tax rate areas within the County.

Source:

Auditor-Controller, County of Santa Barbara

**COUNTY OF SANTA BARBARA, CALIFORNIA
PRINCIPAL PROPERTY TAXPAYERS (UNAUDITED)
June 30, 2015 AND June 30, 2006 (in thousands)**

In accordance with GASB Statement No. 44, the following tables present information for the County's principal property taxpayers as of June 30, 2014 and June 30, 2005

June 30, 2015 (3):

Taxpayers	Type of Business	(1) Net Assessed Secured Property Value	Percentage of Total Net Assessed Value	(2) Total Secured Tax Levy Fiscal Year 2013-14	Percentage of Total Secured Tax Levy Fiscal Year 2013-14
Venoco, Inc.	Petroleum & Gas	\$ 428,595	0.68%	\$ 4,538	0.72%
Southern California Edison Co.	Utility	292,984	0.46%	3,455	0.55%
Breitbart Energy Holdings, LLC	Petroleum & Gas	278,024	0.44%	3,156	0.50%
Exxon Corporation	Petroleum & Gas	278,592	0.44%	2,861	0.46%
Southern California Gas Co.	Utility	180,086	0.28%	2,126	0.34%
1260 BB Property, LLC (Biltmore)	Hotel	175,000	0.28%	2,113	0.34%
ERG Resources	Petroleum & Gas	162,437	0.26%	1,744	0.28%
Fairway BB Property, LLC	Residential Estate	156,591	0.25%	1,615	0.26%
Pacific Gas & Electric Co.	Utility	132,162	0.21%	1,559	0.25%
Celite Corporation	Mining	116,020	0.18%	1,420	0.23%
Ten largest taxpayers		2,200,491	3.48%	24,587	3.93%
All other taxpayers		61,030,714	96.52%	601,671	96.07%
Total		\$ 63,231,205	100.00%	\$ 626,258	100.00%

June 30, 2006:

Taxpayers	Type of Business	(1) Net Assessed Secured Property Value	Percentage of Total Net Assessed Value	(2) Total Secured Tax Levy Fiscal Year 2004-05	Percentage of Total Secured Tax Levy Fiscal Year 2004-05
Exxon Corporation	Petroleum & Gas	\$ 364,723	0.78%	\$ 3,648	0.78%
Verizon California Inc.	Utility	171,760	0.37%	1,830	0.39%
Southern California Gas Co	Utility	151,360	0.32%	1,595	0.34%
Bacara Resort & Spa	Hotel	127,500	0.27%	1,353	0.29%
Pacific Offshore Pipeline Co	Petroleum & Gas	116,773	0.25%	1,168	0.25%
Biltmore Hotel	Hotel	108,000	0.23%	1,260	0.27%
Southern California Edison Co.	Utility	94,090	0.20%	998	0.21%
Pase Nuevo - Santa Barbara RDA	Retail	85,174	0.18%	885	0.19%
Beringer Wine Estates Company	Agriculture	84,858	0.18%	1,878	0.40%
Tara II, LLC	Residential	84,683	0.18%	861	0.18%
Ten largest taxpayers		1,388,921	2.96%	15,476	3.32%
All other taxpayers		45,643,161	97.04%	451,021	96.68%
Total		\$ 47,032,082	100.00%	\$ 466,497	100.00%

Notes:

- (1) Net Assessed Secured amounts include Secured & Unitary less exemptions. See "Assessed Value of Taxable Property and Actual Value of Property" schedule for total assessed value.
- (2) Includes 1%, bonds, fixed charges, late penalties and costs (Only Secured & Unitary Tax Levy amounts).
- (3) Data is unchanged from June 30, 2014 due to unavailability at time of print.

Source:

County of Santa Barbara Treasurer / Tax Collector

COUNTY OF SANTA BARBARA, CALIFORNIA
PROPERTY TAX LEVIES and COLLECTIONS (UNAUDITED)
LAST TEN FISCAL YEARS (in thousands)

(3) Fiscal Year	(1) Taxes Levied	(2) Collections within the fiscal year of the levy		Collections in Subsequent Years	Total Collections to Date	
		Amount	% of Levy		Amount	% of Levy
2005 - 2006	\$ 466,142	\$ 460,163	98.72%	\$ 5,858	\$ 466,021	99.97%
2006 - 2007	515,896	505,135	97.91%	10,619	515,754	99.97%
2007 - 2008	554,778	541,456	97.60%	13,099	554,555	99.96%
2008 - 2009	577,849	561,907	97.24%	15,121	577,028	99.86%
2009 - 2010	580,532	566,808	97.64%	12,370	579,178	99.77%
2010 - 2011	579,901	573,537	98.90%	4,918	578,455	99.75%
2011 - 2012	590,345	583,214	98.79%	5,559	588,773	99.73%
2012 - 2013	599,416	593,841	99.07%	3,581	597,422	99.67%
2013 - 2014	626,258	621,794	99.29%	-	621,794	99.29%
2014 - 2015	626,258	621,794	99.29%	-	621,794	99.29%

Notes:

- (1) Secured and Unitary tax levy for the County itself, school districts, cities, and special districts under the supervision of their own governing boards.
- (2) Included are amounts collected by the County on behalf of itself, school districts, cities, and special districts under the supervision of their own governing boards.
- (3) Data is unchanged from June 30, 2014 due to unavailability at time of print.

Source:

Auditor-Controller, County of Santa Barbara

COUNTY OF SANTA BARBARA, CALIFORNIA
RATIOS OF OUTSTANDING DEBT BY TYPE (UNAUDITED)
LAST TEN FISCAL YEARS (in thousands, except per capita)

Fiscal Year	Governmental Activities					Business-Type Activities				Total Primary Government	Percentage of Personal Income (2)	Per Capita (3)
	Certificates of Participation (1)	Capital Leases	Long-Term Loans	Long-Term Settlement	Bonds and Notes Payable	Certificates of Participation (1)	Capital Leases	Long-Term Settlement	Bonds and Notes Payable			
2005 - 2006	\$ 66,172	\$ 3,301	\$ 1,030	\$ 200	\$47,000	\$ 5,689	\$ 83	\$ 165	\$ 8,231	\$ 131,871	0.71%	\$ 310
2006 - 2007	60,018	5,015	11	--	--	4,351	30	110	7,833	77,368	0.40%	180
2007 - 2008	70,877	4,301	--	--	--	9,902	23	55	7,426	92,584	0.47%	214
2008 - 2009	65,069	3,707	--	--	--	8,846	15	--	7,009	84,646	0.44%	195
2009 - 2010	76,824	4,782	--	--	--	6,933	8	--	6,581	95,128	0.49%	218
2010 - 2011	68,759	4,017	--	--	--	9,532	--	--	10,314	92,622	0.49%	216
2011 - 2012	44,840	3,735	--	--	22,195	8,144	--	--	9,637	88,551	0.47%	207
2012 - 2013	43,161	3,418	--	--	19,740	7,473	--	--	8,928	82,720	0.43%	193
2013 - 2014	41,414	3,013	--	--	17,070	6,781	--	--	8,203	76,481	0.37%	177
2014 - 2015	38,330	2,686	--	--	14,800	6,061	--	--	7,462	69,339	0.32%	159

Notes:

- (1) Beginning in fiscal year 2013-14, the Certificates of Participation totals in this schedule were updated to include unamortized premiums and discounts.
- (2) See the "Demographics and Economic Statistics" schedule for personal income and population data. Note that this ratio is calculated using population for the latest calendar year for each corresponding fiscal year.
- (3) See the "Demographics and Economics Statistics" schedule for population figures. Note that this ratio is calculated using population for the latest calendar year for each corresponding fiscal year.

Source:

Auditor-Controller, County of Santa Barbara

COUNTY OF SANTA BARBARA, CALIFORNIA
COMPUTATION OF LEGAL DEBT MARGIN (UNAUDITED)
LAST TEN FISCAL YEARS (in thousands)

Fiscal Year	(1) Assessed Value	(2) Legal Debt Limit	Total Net Applicable Debt	(3) Legal Debt Margin	Legal Debt Margin / Debt Limit
2005 - 2006	\$ 49,490,178	\$ 618,627	\$ --	\$ 618,627	100%
2006 - 2007	54,521,333	681,517	--	681,517	100%
2007 - 2008	58,468,668	730,858	--	730,858	100%
2008 - 2009	61,129,838	764,123	--	764,123	100%
2009 - 2010	61,600,091	770,001	--	770,001	100%
2010 - 2011	61,883,904	773,549	--	773,549	100%
2011 - 2012	62,757,408	784,468	--	784,468	100%
2012 - 2013	63,402,039	792,525	--	792,525	100%
2013 - 2014	65,964,432	824,555	--	824,555	100%
2014 - 2015	69,453,967	868,175	--	868,175	100%

Notes:

- (1) Assessed Value does not include tax exempt property. Property value data can be found in the "Assessed Value of Taxable Property and Actual Value of Property" schedule.
- (2) California Government Code Section 29909 read in conjunction with Revenue and Taxation Code Section 135 imposes a legal debt limitation for General Obligation Bond indebtedness to 1.25% of the total full cash valuation.
- (3) The legal debt margin is the County's available borrowing authority under state finance statutes and is calculated by subtracting the debt applicable to the legal debt limit from the legal debt limit.

Source:

Auditor-Controller, County of Santa Barbara

**COUNTY OF SANTA BARBARA, CALIFORNIA
DIRECT AND OVERLAPPING BONDED DEBT (UNAUDITED)
AS OF June 30, 2015**

2014-2015 Assessed Valuation: \$ 69,453,967

	Percent Applicable (1)	Debt (3)
Overlapping Tax and Assessment Debt:		
Allan Hancock Joint Community College District	99.632%	\$ 129,616
Santa Barbara Community College District	100%	57,600
High School Districts	99.997-100%	211,924
Unified School Districts	100%	38,356
Goleta Union School District	100%	16,745
Santa Barbara School District	100%	54,825
Santa Maria-Bonita Joint School District	99.995%	29,999
Other School District	100%	58,395
Lompoc Healthcare District	100%	72,780
Special District 1915 Act Bonds	62.113-100%	5,781
Total Overlapping Tax and Assessment Debt		<u>676,021</u>
Overlapping General Fund Obligation Debt:		
Santa Maria-Bonita School District Certificates of Participation	99.995%	41,345
Santa Ynez Valley Union High School District Certificates of Participation	100%	2,805
Santa Maria Joint Union High School District Certificates of Participation	99.997%	3,717
Buellton School District Certificates of Participation	100%	450
College School District Certificates of Participation	100%	2,406
City of Carpinteria Certificates of Participation	100%	485
City of Santa Barbara Certificates of Participation	100%	46,040
City of Santa Maria General Fund Obligations	100%	1,145
Carpinteria Sanitary District General Fund Obligations	98.004%	10,215
Santa Maria Cemetery District Certificates of Participation	100%	720
Total Gross Overlapping General Fund Obligation Debt		<u>109,327</u>
Less: City of Santa Barbara revenue bonds supported by airport revenues		(44,570)
Less: Carpinteria Sanitary District revenue bonds supported by wastewater system revenues		(10,215)
Total Net Overlapping General Fund Obligation Debt		<u>54,542</u>
Total Net Overlapping Tax and Assessment and General Fund Obligation Debt		<u>730,564</u>
		<u>63,375</u>
Overlapping Tax Increment Debt:		
Direct General Fund Obligation Debt:		
Santa Barbara County Certificates of Participation	100%	59,260
Total Direct General Fund Obligation Debt		<u>59,260</u>
Total Net Combined Overlapping and Direct Debt		<u>\$ 853,199</u>
Total Gross Combined Overlapping and Direct Debt		<u>\$ 907,983 (2)</u>
Ratio to 2014-15 Assessed Valuation:		
Total Overlapping Tax and Assessment Debt	0.97%	
Ratios to Adjusted Assessed Valuation:		
Combined Direct Debt	0.09%	
Gross Combined Total Debt	1.31%	
Net Combined Total Debt	1.23%	

Notes:

- (1) Percentage of overlapping agency's assessed valuation located within the boundaries of the County.
- (2) Excludes tax and revenue anticipation notes, revenue, mortgage revenue and tax allocation bonds, non-bonded capital lease obligations and state contractual obligations within the Department of Water Resources.
- (3) Debt as of July 28, 2015.

Source:

California Municipal Statistics, Incorporated

**COUNTY OF SANTA BARBARA, CALIFORNIA
 DEMOGRAPHICS AND ECONOMIC STATISTICS (UNAUDITED)
 LAST FISCAL TEN YEARS (in thousands)**

(1) Year	(2) Population	(3),(4) Personal Income	Per Capita Personal Income	(5) School Enrollment	(6) Unemployment Rate
2006	422	\$ 18,300,000	\$ 43.4	67	3.5%
2007	424	18,900,000	44.6	67	3.8%
2008	429	19,100,000	44.5	66	5.2%
2009	431	18,100,000	42.0	66	8.2%
2010	434	18,600,000	42.9	66	8.8%
2011	426	19,000,000	44.6	66	8.9%
2012	427	19,000,000	44.5	66	7.9%
2013	429	19,300,000	45.0	66	6.3%
2014	433	20,600,000	47.6	67	5.4%
2015	437	21,700,000	49.7	68	4.7%

Detail of estimated population, as of January 1, 2015 (whole numbers):

(2) Incorporated Cities	
Buellton	4,931
Carpinteria	13,547
Goleta	30,765
Guadalupe	7,205
Lompoc	43,479
Santa Barbara	91,088
Santa Maria	102,087
Svang	5,489
Total of Incorporated	298,591
Total of Unincorporated Areas	139,052
Total Population	437,643

Notes:

- (1) Calendar year
- (2) Population as of January 1
- (3) Estimated amounts

Sources:

- (2) California Department of Finance
- (4) Bureau of Economic Analysis
- (5) California Department of Education
- (6) Employment Development Department Research Center

COUNTY OF SANTA BARBARA, CALIFORNIA
PRINCIPAL EMPLOYERS (UNAUDITED)
June 30, 2015 AND June 30, 2006

<u>June 30, 2015</u>			<u>June 30, 2006</u>		
<u>Company or Organization</u>	<u>Jobs (1)</u>	<u>Percent of Total County Employment</u>	<u>Company or Organization</u>	<u>Jobs (2)</u>	<u>Percent of Total County Employment</u>
University of California, Santa Barbara	10,592	4.94%	University of California, Santa Barbara	9,578	5.09%
Vandenberg Air Force Base	6,800	3.17%	Vandenberg Air Force Base	4,782	2.54%
County of Santa Barbara	4,582	2.14%	County of Santa Barbara	4,144	2.20%
Santa Barbara Cottage Hospital	3,449	1.61%	Santa Barbara School District Admin.	2,800	1.49%
Santa Barbara City College	2,149	1.00%	Santa Barbara Cottage Hospital	2,464	1.31%
Santa Barbara Unified School District	2,000	0.93%	Santa Barbara City College	2,241	1.19%
City of Santa Barbara	1,689	0.79%	Allan Hancock College	2,200	1.17%
Chumash Casino Resort	1,677	0.78%	Raytheon Electronic Systems	1,923	1.02%
Marian Medical Center	1,600	0.75%	Santa Maria-Bonita School District	1,718	0.91%
Santa Maria-Bonita School District	1,452	0.68%	Lompoc Unified School District	1,478	0.79%
Total ten largest	35,990	16.79%	Total ten largest	33,328	17.71%
Total all other	178,310	83.21%	Total all other	154,805	82.29%
Total companies or organizations	<u>214,300</u>	<u>100.00%</u>	Total companies or organizations	<u>188,133</u>	<u>100.00%</u>

Sources:

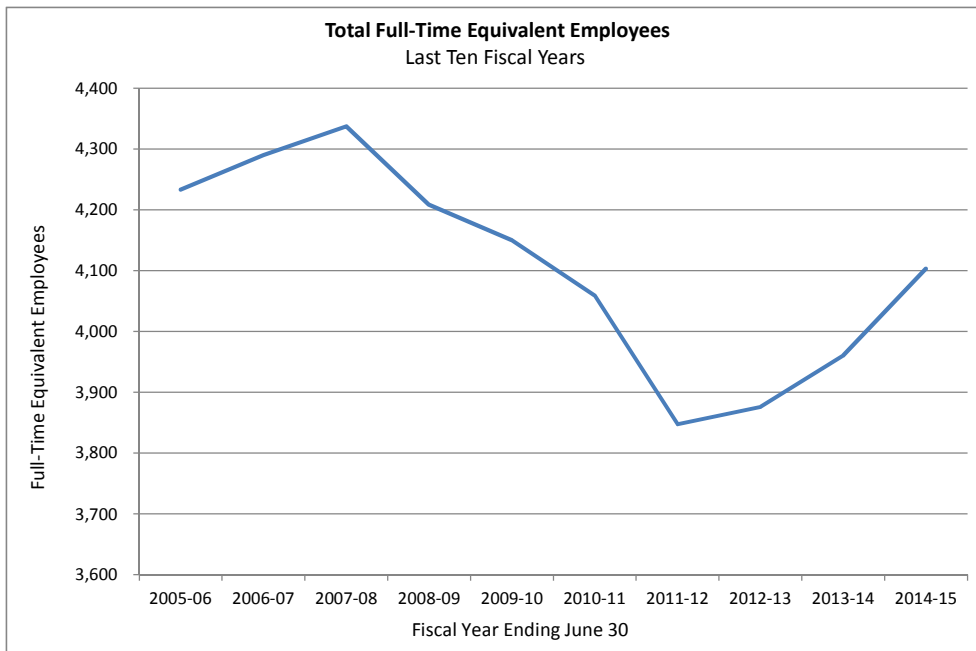
- (1) California Economic Forecast Project
- (2) County of Santa Barbara CAFR FY 2005-06

**COUNTY OF SANTA BARBARA, CALIFORNIA
COUNTY EMPLOYEES BY FUNCTION/PROGRAM (UNAUDITED)
LAST TEN FISCAL YEARS**

	2005-06	2006-07	2007-08	2008-09	2009-10	2010-11	2011-12	2012-13	2013-14	2014-15
Paid employees (1)										
Policy & executive	88	98	99	91	85	93	92	94	96	99
Public safety	1,632	1,646	1,666	1,617	1,556	1,524	1,455	1,467	1,478	1,498
Health & public assistance	1,706	1,688	1,704	1,654	1,765	1,779	1,634	1,732	1,799	1,926
Community resources & public facilities	524	502	506	476	451	432	416	419	424	419
General government & support services	436	432	438	437	410	385	343	334	334	350
General county programs	34	40	34	31	30	15	17	6	5	3
Resource Recovery	91	90	90	91	85	83	81	79	83	81
Laguna Sanitation	15	15	15	16	16	16	16	16	16	16
Total County employees	4,526	4,511	4,552	4,413	4,398	4,327	4,054	4,147	4,235	4,392
Actual full-time equivalent employees (2)										
Policy & executive	87	91	90	83	79	86	85	88	88	91
Public safety	1,537	1,579	1,610	1,561	1,500	1,455	1,390	1,386	1,394	1,415
Health & public assistance	1,596	1,598	1,615	1,573	1,633	1,636	1,548	1,608	1,679	1,796
Community resources & public facilities	473	476	473	445	421	404	391	389	392	382
General government & support services	410	408	414	414	392	369	328	315	313	326
General county programs	28	38	34	30	29	14	13	-	-	1
Resource Recovery	86	85	86	86	80	78	76	74	78	77
Laguna Sanitation	16	15	15	16	16	16	16	16	16	15
Total County employees	4,233	4,290	4,337	4,208	4,150	4,059	3,847	3,876	3,960	4,103

Note:

- (1) Paid employees: Count of employees paid, including terminated employees. Employees with more than one job will be counted once for each job for which the employee was paid.
- (2) Actual full-time equivalent employees: Count of number of full-time equivalents paid. For full-time and part-time, the full-time equivalent (FTE) used is from the employee's assigned work schedule. For extra help and contractors, the FTE is calculated as the number of hours worked this pay period divided by 80.



COUNTY OF SANTA BARBARA, CALIFORNIA
 OPERATING INDICATORS BY FUNCTION/PROGRAM (UNAUDITED)
 LAST TEN FISCAL YEARS

Function/Program	2005-06	2006-07	2007-08	2008-09	2009-10	2010-11	2011-12	2012-13	2013-14	2014-15
Public Safety:										
Other:										
Filed felonies-District Attorney	3,062	3,077	2,669	2,610	2,482	2,462	2,741	2,979	3,176	2,499
Filed misdemeanors-District Attorney	13,096	14,901	14,791	14,608	14,633	13,264	10,983	10,022	9,838	11,347
Public Defender's total new caseload	22,900	25,302	24,939	21,859	23,056	23,563	21,642	18,963	20,973	23,391
Fire emergency responses	9,700	10,163	11,090	11,392	11,278	11,512	12,714	13,989	13,842	13,927
Sheriff:										
Total miles patrolled	1,504,057	1,546,905	1,572,795	1,563,910	1,530,054	1,519,651	1,447,978	1,230,191	1,477,038	1,413,902
Processed and booked adult offenders	17,747	18,403	17,915	17,992	18,319	17,552	15,763	16,677	16,780	17,117
Probation:										
Juvenile referrals processed	6,589	6,822	6,287	5,880	5,431	4,978	4,122	3,449	3,070	3,313
Adult and Juvenile cases supervised	10,191	11,678	11,986	10,509	10,808	9,480	8,364	8,321	8,331	8,196
Institutional care for minors	62,375	67,154	68,730	68,286	67,861	65,313	58,923	52,268	38,763	34,894
Submit written reports to courts on Adults	7,831	8,153	7,190	5,832	4,941	5,544	5,146	6,582	6,628	6,838
Health & public assistance										
ADMHS clients served	13,059	13,629	14,565	13,637	14,785	12,063	11,825	12,313	12,647	13,936
Established orders for child support	15,469	16,965	14,635	14,630	14,800	13,648	12,963	12,565	11,922	11,544
Assistance claims paid to eligible recipients	64,200	65,405	65,686	71,249	77,966	80,025	76,762	72,678	70,924	99,513
Patient encounters at Public Health clinics	118,400	123,000	126,200	134,450	136,867	131,489	120,540	120,700	114,000	111,000
Community resources & public facilities										
Building inspections	34,000	40,034	33,800	21,523	19,159	19,450	19,736	20,689	23,752	22,431
Enhanced or maintained road lanes (miles)	117	246	102	100	195	96	81	67	82	73
Flood control work requests (1)	185	112	110	180	195	90	95	-	-	-
General government & support services										
Clerk-Recorder-Assessor										
Recorded documents & vital copies issued	123,700	135,000	108,000	107,073	108,178	117,932	119,522	135,053	103,060	102,694
Resource Recovery										
Waste recycled (tons per month)	8,177	8,270	7,692	7,074	6,576	7,312	7,824	7,043	7,244	6,792
Landfill waste disposal (tons per month)	19,679	18,483	17,964	17,099	15,626	14,614	13,891	14,607	14,894	15,163

Note:

(1) Beginning in FY 2012-13 Public Works no longer tracks flood control work requests.

COUNTY OF SANTA BARBARA, CALIFORNIA
CAPITAL ASSETS AND INFRASTRUCTURE STATISTICS BY FUNCTION/PROGRAM (UNAUDITED)
LAST TEN FISCAL YEARS

Function/Program	2005-06	2006-07	2007-08	2008-09	2009-10	2010-11	2011-12	2012-13	2013-14	2014-15
Policy & executive										
Buildings	Occupied with general government and support services.									
Public safety										
Court buildings	9	9	7	7	7	7	7	7	7	7
Other buildings	5	5	5	5	5	5	5	5	5	5
Fire stations	15	16	16	16	16	16	16	16	16	16
Fire trucks	41	42	41	43	42	42	42	42	42	42
Ambulances	4	4	4	4	4	4	6	6	6	6
Sheriff sub stations	2	2	2	3	3	4	4	4	4	4
Patrol units	49	49	49	49	49	49	49	49	49	52
Aircrafts	5	5	5	5	6	6	6	6	6	6
Jail and detention facilities	6	6	6	6	6	6	6	6	6	6
Administration buildings	8	8	9	9	9	9	9	9	9	9
Health & public assistance										
Clinics	6	7	7	7	7	7	7	7	7	7
Administration buildings	5	5	5	5	5	5	5	5	5	5
Community resources & public facilities										
Public parks & open space acreage	2,243	2,243	2,455	2,469	2,469	1,798	2,027	2,122	2,122	2122
Day use & camping parks	21	21	22	22	23	25	26	26	26	26
Open space areas (County developed)	17	17	17	17	18	42	43	45	45	45
Outdoor events center	1	1	1	1	1	1	1	1	1	1
Veterans buildings	3	3	3	3	3	3	3	3	3	3
Seawalls	2	2	2	2	2	2	2	2	2	2
Road lane miles	1,668	1,668	1,668	1,685	1,685	1,685	1,670	1671	1,671	1671
Bridges	112	112	112	112	112	113	113	115	115	115
Traffic signals	25	25	25	26	26	26	43	44	44	44
Roads heavy equipment	43	48	51	49	51	51	51	43	43	43
Sanitary sewers (miles of collection)	160	160	111	121	121	121	121	129	129	129
Treatment capacity (million gallons per day)	4	4	4	4	4	4	4	4	4	4
Resource Recovery heavy equipment	65	69	69	82	84	73	78	72	69	57
General government & support services										
Buildings	5	5	5	5	5	5	7	7	7	7

Notes:

Buildings include those that are capitalized but exclude real property that is leased.



Glossary





Glossary

County of Santa Barbara – Comprehensive Annual Financial Report for Year Ended June 30, 2015

ACCOUNTS PAYABLE - A short-term liability account reflecting amounts owed to private persons or organizations for goods and services received by a government.

ACCOUNTS RECEIVABLE - An asset account reflecting amounts due from private persons or organizations for goods and services furnished by a government (but not including amounts due from other funds or other governments).

ACCRUAL BASIS OF ACCOUNTING - The recording of the financial effects of a government of transactions and other events and circumstances that have cash consequences for the government in the periods in which those transactions, events, and circumstances occur, rather than only in the periods in which cash is received or paid by the government.

ACCUMULATED DEPRECIATION - A contra-asset account used to report the accumulation of periodic credits to reflect the expiration of the estimated service life of capital assets.

ACTIVE EMPLOYEES - Individuals employed at the end of the reporting or measurement period, as applicable.

ACTUARIAL VALUATION - The determination, as of a point in time (the actuarial valuation date), of the service cost, total pension liability, and related actuarial present value of projected benefit payments for pensions performed in conformity with Actuarial Standards of Practice unless otherwise specified by the GASB.

ACTUARIAL VALUATION DATE - The date as of which an actuarial valuation is performed.

ACTUARIALLY DETERMINED CONTRIBUTION - A target or recommended contribution to a defined benefit pension plan for the reporting period, determined in conformity with Actuarial Standards of Practice based on the most recent measurement available when the contribution for the reporting period was adopted.

ADVANCE FROM OTHER FUNDS - A liability account used to record noncurrent portions of a long-term loan from one fund to another fund within the same reporting entity. See **DUE TO OTHER FUNDS** and **INTERFUND RECEIVABLE/PAYABLE**.

ADVANCE TO OTHER FUNDS - An asset account used to record noncurrent portions of a long-term loan from one fund to another fund within the same reporting entity. See **DUE FROM OTHER FUNDS** and **INTERFUND RECEIVABLE/PAYABLE**.

AGENCY FUND - A fund normally used to account for assets held by a government as an agent for individuals, private organizations, or other governments and/or other funds.

AGENT MULTIPLE-EMPLOYER PLAN - Group of single-employer plans with pooled administrative and investment functions but separate actuarial valuations and contribution rates.

AMORTIZATION - The portion of the cost of a limited-life or intangible asset charged as an expense during a particular period. The reduction of debt by regular payments of principal and interest sufficient to retire the debt by maturity.

ANNUAL OPEB COST - An accrual-basis measure of the periodic cost of an employer's participation in a defined benefit OPEB plan.

ANNUAL REQUIRED CONTRIBUTIONS (ARC) - Term used in connection with other postemployment benefit plans to describe the amount an employer must contribute in a given year.

APPROPRIATION - A legal authorization granted by a legislative body to make expenditures and to incur obligations for specific purposes. An appropriation usually is limited in amount and time it may be expended.

ASSESSED VALUATION - A valuation set upon real estate or other property by a government as a basis for levying taxes.

ASSIGNED FUND BALANCE - Amounts that are constrained by the County's intent to be used for specific purposes. The intent can be established at either the highest level of decision-making authority, or by a body or an official designated for that purpose. This is also the classification for residual funds in the County's special revenue funds.

AUDITOR'S REPORT - In the context of a financial audit, a statement by the auditor describing the scope of the audit and the auditing standards applied in the examination, and setting forth the auditor's opinion on the fairness of presentation of the financial information in conformity with GAAP or some other comprehensive basis of accounting.

BALANCE SHEET - The financial statement disclosing the assets, liabilities, and equity of an entity at a specified date in conformity with GAAP.

BASIC FINANCIAL STATEMENTS (BFS) - The minimum combination of financial statements and note disclosures required for fair presentation in conformity with GAAP. Basic financial statements have three components: government-wide financial statements, fund financial statements, and notes to the financial statements.

BASIS OF ACCOUNTING - A term used to refer to *when* revenues, expenditures, expenses, and transfers, and the related assets and liabilities, are recognized in the accounts and reported in the financial statements. Specifically, it relates to the *timing* of the measurements made, regardless of the nature of the measurement, on either the cash or the accrual method.

BUDGET - A plan of financial operation embodying an estimate of proposed expenditures for a given period and the proposed means of financing them. Used without any modifier, the term usually indicates a financial plan for a single fiscal year. The term "budget" is used in two senses in practice. Sometimes it designates the financial plan presented to the appropriating governing body for adoption, and sometimes, the plan finally approved by that body.

BUDGETARY CONTROL - The control or management of a government or enterprise in accordance with an approved budget to keep expenditures within the limitations of available appropriations and available revenues.

BUSINESS-TYPE ACTIVITIES - One of two classes of activities reported in the government-wide financial statements. Business-type activities are financed in whole or in part by fees charged to external parties for goods and services. These activities are usually reported in enterprise funds.

CAPITAL ASSETS - Long-lived assets obtained or controlled as a result of past transactions, events, or circumstances. Capital assets include equipment, buildings, and improvements other than buildings; land; infrastructure; and intangible assets. In the private sector, these assets are referred to most often as property, plant and equipment, and intangible assets.

CAPITAL EXPENDITURES - Expenditures resulting in the acquisition of or addition to the government's general capital assets.

CAPITALIZATION POLICY - The criteria used by a government to determine which outlays should be reported as capital assets.

CAPITAL LEASE - An agreement that conveys the right to use property, plant, or equipment, usually for a stated period of time. See **LEASE-PURCHASE AGREEMENTS**.

CAPITAL PROJECTS FUND - A fund created to account for financial resources to be used for the acquisition or construction of major capital facilities (other than those financed by proprietary funds and trust funds).

Glossary

County of Santa Barbara – Comprehensive Annual Financial Report for Year Ended June 30, 2015

CASH BASIS OF ACCOUNTING - A basis of accounting under which transactions are recognized only when cash is received or disbursed.

CASH WITH FISCAL AGENT - An asset account reflecting deposits with fiscal agents, such as commercial banks, for the payment of bond principal and interest.

CERTIFICATE OF ACHIEVEMENT FOR EXCELLENCE IN FINANCIAL REPORTING PROGRAM - A voluntary program administered by the GFOA to encourage governments to publish efficiently organized and easily readable CAFRs/CUFRs and to provide technical assistance and peer recognition to the finance officers preparing them.

CHANGE IN THE FAIR VALUE OF INVESTMENTS - The difference between the fair value of investments at the beginning of the year and at the end of the year, taking into consideration investment purchases, sales, and redemptions.

CLOSED AMORTIZATION PERIOD - Term used in connection with the unfunded actuarial accrued liability associated with defined benefit pension and other postemployment benefit plans. A specific number of years that is counted from one date and, therefore, declines to zero with the passage of time. For example, if the amortization period is initially 30 years on a closed basis, 29 years remain after the first year, 28 years after the second year, and so forth.

COLLECTIVE DEFERRED OUTFLOWS OF RESOURCES AND DEFERRED INFLOWS OF RESOURCES RELATED TO PENSIONS - Deferred outflows of resources and deferred inflows of resources related to pensions arising from certain changes in the collective net pension liability.

COLLECTIVE NET PENSION LIABILITY - The net pension liability for benefits provided through (1) a cost-sharing pension plan or (2) a single-employer or agent pension plan in circumstances in which there is a special funding situation.

COLLECTIVE PENSION EXPENSE - Pension expense arising from certain changes in the collective net pension liability.

COMMITTED FUND BALANCE - Amounts that can only be used for specific purposes determined by formal action of the County's highest level of decision-making authority (the Board of Supervisors) and that remain binding unless removed in the same manner. The underlying action that imposed the limitation needs to occur no later than the close of the reporting period.

COMPENSATED ABSENCES - Absences, such as vacation, illness, and holidays, for which it is expected employees will be paid. The term does not encompass severance or termination pay, postretirement benefits, deferred compensation, or other long-term fringe benefits, such as group insurance and long-term disability pay.

COMPREHENSIVE ANNUAL FINANCIAL REPORT (CAFR) - A CAFR is a financial report that encompasses all funds and component units of the government. It contains (a) the basic financial statements and required supplementary information, (b) combining statements to support columns in the basic financial statements that aggregate information from more than one fund or component unit, and (c) individual fund statements as needed. It is the governmental unit's official annual report and it also contains introductory information, schedules necessary to demonstrate compliance with finance-related legal and contractual provisions, and statistical data.

CONTINGENT LIABILITY - Items that may become liabilities as a result of conditions undetermined at a given date, such as guarantees, pending lawsuits, judgments under appeal, unsettled disputed claims, unfilled purchase orders, and uncompleted contracts. Contingent liabilities should be disclosed within the financial statements (including the notes) when there is a reasonable possibility a loss may have been incurred. Guarantees, however, should be disclosed even though the possibility of loss may be remote.

CONTRIBUTION DEFICIENCIES - The difference between the annual required contributions (ARC) of the employer(s), and the employer's actual contributions in relation to the ARC.

CONTRIBUTIONS - Additions to a pension plan's fiduciary net position for amounts from employers, nonemployer contributing entities (for example, state government contributions to a local government pension plan), or employees. Contributions can result from cash receipts by the pension plan or from recognition by the pension plan of a receivable from one of these sources.

COST-OF-LIVING ADJUSTMENTS - Postemployment benefit changes intended to adjust benefit payments for the effects of inflation.

COST-SHARING MULTIPLE-EMPLOYER PLAN - A single plan with pooling (cost-sharing) arrangements for the participating employers. All risks, rewards, and costs, including benefit costs, are shared and are not attributed individually to the employers. A single actuarial valuation covers all plan members and the same contribution rate(s) applies for each employer.

COVERED PAYROLL - Term used in connection with defined benefit pension and other postemployment benefit plans to describe all elements of annual compensation paid to active employees on which contributions to a plan are based.

CURRENT FINANCIAL RESOURCES MEASUREMENT FOCUS - Measurement focus according to which the aim of a set of financial statements is to report the near-term (current) inflows, outflows, and balances of expendable (spendable) financial resources. The current financial resources measurement focus is unique to accounting and financial reporting for state and local governments and is used solely for reporting the financial position and results of operations of governmental funds.

DEBT - An obligation resulting from the borrowing of money or from the purchase of goods and services. Debts of governments include bonds, time warrants, and notes.

DEBT SERVICE FUND - A fund established to account for the accumulation of resources for, and the payment of, general long-term debt principal and interest.

DEFERRED CHARGES - Expenditures that are not chargeable to the fiscal period in which they were made but that are carried as an asset on the balance sheet, pending amortization or other disposition (e.g., bond issuance costs). Deferred charges differ from prepaid items in that they usually extend over a long period of time (more than five years) and are not regularly recurring costs of operation.

UNEARNED REVENUES - Resource inflows that do not yet meet the criteria for revenue recognition. In governmental funds, earned amounts also are reported as unearned revenue until they are available to liquidate liabilities of the current period.

DEFICIT - (1) The excess of the liabilities of a fund over its assets. (2) The excess of expenditures over revenues during an accounting period or, in the case of proprietary funds, the excess of expenses over revenues during an accounting period.

DEFINED BENEFIT OPEB PLAN - Plan having terms that specify the amount of benefits to be provided at or after separation from employment. The benefits may be specified in dollars (for example, a flat dollar payment or an amount based on one or more factors such as age, years of service, and compensation), or as a type or level of coverage (for example, prescription drugs or a percentage of healthcare insurance premiums).

Glossary

County of Santa Barbara – Comprehensive Annual Financial Report for Year Ended June 30, 2015

DEFINED BENEFIT PENSION PLAN - A pension plan having terms that specify the amount of pension benefits to be provided at a future date or after a certain period of time; the amount specified usually is a function of one or more factors such as age, years of service, and compensation.

DEPRECIATION - (1) Expiration in the service life of capital assets, other than wasting assets, attributable to wear and tear, deterioration, action of the physical elements, inadequacy, and obsolescence. (2) The portion of the cost of a capital asset, other than a wasting asset, charged as an expense during a particular period. In accounting for depreciation, the cost of a capital asset, less any salvage value, is prorated over the estimated service life of such an asset, and each period is charged with a portion of such cost. Through this process, the entire cost of the asset is ultimately charged off as an expense.

DISCOUNT RATE - The single rate of return that, when applied to all projected benefit payments, results in an actuarial present value of projected benefit payments equal to the total of the following:

1. The actuarial present value of benefit payments projected to be made in future periods in which (a) the amount of the pension plan's fiduciary net position is projected to be greater than the benefit payments that are projected to be made in that period and (b) pension plan assets up to that point are expected to be invested using a strategy to achieve the long-term expected rate of return, calculated using the long-term expected rate of return on pension plan investments.

2. The actuarial present value of projected benefit payments not included in (1), calculated using the municipal bond rate.

DUE FROM OTHER FUNDS - An asset account reflecting amounts owed to a particular fund by another fund for goods sold or services rendered. This account includes only short-term obligations on open account, not interfund loans.

DUE TO OTHER FUNDS - A liability account reflecting amounts owed by a particular fund to another fund for goods sold or services rendered. This account includes only short-term obligations on open account, not interfund loans.

ECONOMIC RESOURCES MEASUREMENT FOCUS - Measurement focus under which the aim of a set of financial statements is to report all inflows, outflows, and balances affecting or reflecting an entity's net position. The economic resources measurement focus is used for proprietary and fiduciary funds, as well as for government-wide financial reporting. It is also used by business enterprises in the private sector.

EMPLOYER'S CONTRIBUTIONS - Term used in the context of pension and other postemployment benefits to describe contributions actually made by the employer in relation to the annual required contribution (ARC) of the employer. (Only amounts paid to trustees and outside parties qualify.)

ENCUMBRANCES - Commitments related to unperformed (executory) contracts for goods or services. Used in budgeting, encumbrances are not GAAP expenditures or liabilities, but represent the estimated amount of expenditures ultimately to result if unperformed contracts in process are completed.

ENTERPRISE FUND - Proprietary fund type used to report an activity for which a fee is charged to external users for goods and services.

ENTRY AGE ACTUARIAL COST METHOD - A method under which the actuarial present value of the projected benefits of each individual included in an actuarial valuation is allocated on a level basis over the earnings or service of the individual between entry age and assumed exit age(s). The portion of this actuarial present value allocated to a valuation year is called the *normal cost*. The portion of this actuarial present value not provided for at a valuation date by the actuarial

present value of future normal costs is called the *actuarial accrued liability*.

EXCHANGE-LIKE TRANSACTION - Transaction in which there is an identifiable exchange between the reporting government and another party, but the values exchanged may not be quite equal or the direct benefits of the exchange may not be exclusively for the parties to the exchange.

EXPENDITURES - Decreases in net financial resources. Expenditures include current operating expenses requiring the present or future use of net current assets, debt service, and capital outlays, and intergovernmental grants, entitlement, and shared revenues.

EXPENDITURE-DRIVEN GRANTS - Government-mandated or voluntary non-exchange transactions in which expenditure is the prime factor for determining eligibility. Also referred to as reimbursement grants.

EXPENSES - Outflows or other using up of assets or incurrence of liabilities (or a combination of both) from delivering or producing goods, rendering services, or carrying out other activities that constitute the entity's ongoing major or central operations.

EXTERNAL AUDITORS - Independent auditors typically engaged to conduct an audit of a government's financial statements.

EXTERNAL INVESTMENT POOL - An arrangement that commingles (pools) the moneys of more than one legally separate entity and invests, on the participants' behalf, in an investment portfolio; one or more of the participants is not part of the sponsors reporting entity. An external investment pool can be sponsored by an individual government, jointly by more than one government, or by a nongovernmental entity. An investment pool that is sponsored by an individual state or local government is an external investment pool if it includes participation by a legally separate entity that is not part of the same reporting entity as the sponsoring government. If a government-sponsored pool includes only the primary government and its component units, it is an internal investment pool and not an external investment pool.

FAIR VALUE - The amount at which a financial instrument could be exchanged in a current transaction between willing parties, other than in a forced or liquidation sale.

FIDUCIARY FUNDS - The trust and agency funds used to account for assets held by a government unit in a trustee capacity or as an agent for individuals, private organizations, other government units, and/or other funds.

FINANCIAL RESOURCES - Resources that are or will become available for spending. Financial resources include cash and resources ordinarily expected to be converted to cash (e.g., receivables or investments). Financial resources may also include inventories and prepaids (because they obviate the need to expend current available resources).

FISCAL AGENT - A fiduciary agent, usually a bank or county treasurer, who performs the function of paying debt principal and interest when due.

FUND - A fiscal and accounting entity with a self-balancing set of accounts in which cash and other financial resources, all related liabilities and residual equities, or balances, and changes therein, are recorded and segregated to carry on specific activities or attain certain objectives in accordance with special regulations, restrictions, or limitations.

FUND BALANCE - The difference between fund assets and fund liabilities of governmental and similar trust funds.

FUND FINANCIAL STATEMENTS - Basic financial statements presented on the basis of funds. Term used in contrast with *government-wide financial statements*.

Glossary

County of Santa Barbara – Comprehensive Annual Financial Report for Year Ended June 30, 2015

FUND TYPE - Any one of seven categories into which all funds are classified in governmental accounting. The seven fund types are: general, special revenue, debt service, capital projects, enterprise, internal service, and trust and agency.

GENERAL FUND - The general fund is one of five governmental fund types and typically serves as the chief operating fund of the government. The general fund is used to account for all financial resources except those required to be accounted for in another fund.

GENERAL REVENUES - All revenues that are not required to be reported as program revenues. All taxes, even those that are levied for a specific purpose, are general revenues and should be reported by type of tax (e.g., property tax, sales tax, and transient occupancy tax). All other nontax revenues (including interest, grants, and contributions) that do not meet the criteria to be reported as program revenues should also be reported as general revenues.

GENERALLY ACCEPTED ACCOUNTING PRINCIPLES (GAAP) - The conventions, rules, and procedures that serve as the norm for the fair presentation of financial statements. The various sources of GAAP for state and local governments are set forth by Statement of Accounting Standards (SAS) No. 69, *The Meaning of "Present Fairly in Conformity with Generally Accepted Accounting Principles" in the Independent Auditor's Report*.

GOVERNMENT FINANCE OFFICERS ASSOCIATION (GFOA) - An association of public finance professionals founded in 1906 as the Municipal Finance Officers Association. The GFOA has played a major role in the development and promotion of GAAP for state and local governments since its inception and has sponsored the Certificate of Achievement for Excellence in Financial Reporting Program since 1946.

GOVERNMENTAL ACCOUNTING - The composite activity of analyzing, recording, summarizing, reporting, and interpreting the financial transactions of governments.

GOVERNMENTAL ACCOUNTING STANDARDS BOARD (GASB) - The ultimate authoritative accounting and financial reporting standard-setting body for state and local governments. The GASB was established in June 1984 to replace the National Council on Governmental Accounting (NCGA).

GOVERNMENTAL ACTIVITIES - Activities generally financed through taxes, intergovernmental revenues, and other non-exchange revenues. These activities are usually reported in governmental funds and internal service funds.

GOVERNMENTAL FUNDS - Funds generally used to account for tax-supported activities. The five different types of governmental funds are as follows: the general fund, special revenue funds, debt service funds, capital projects funds, and permanent funds.

GOVERNMENTWIDE FINANCIAL STATEMENTS - Financial statements that incorporate all of a government's governmental and business-type activities, as well as its non-fiduciary component units. There are two basic government-wide financial statements: the statement of net position and the statement of activities. Both basic governmental financial statements are presented using the economic resources measurement focus and the accrual basis of accounting.

IMPROVEMENT - An addition made to, or change made in, a capital asset, other than maintenance, to prolong its life or to increase its efficiency or capacity. The cost of the addition or change is added to the book value of the asset.

INACTIVE EMPLOYEES - Terminated individuals that have accumulated benefits but are not yet receiving them, and retirees or their beneficiaries currently receiving benefits.

INDIRECT EXPENSES - Expenses that cannot be specifically associated with a given service, program, or department and thus, cannot be clearly associated with a particular functional category.

INFRASTRUCTURE - Long-lived capital assets that normally are stationary in nature and normally can be preserved for a significantly greater number of years than most capital assets. Examples of infrastructure assets include roads, bridges, tunnels, drainage systems, water and sewer systems, dams, and lighting systems.

NET INVESTMENT IN CAPITAL ASSETS - One of three components of net position that must be reported in both government-wide and proprietary fund financial statements. Related debt, for this purpose, includes the outstanding balances of any bonds, mortgages, notes, or other borrowings that are attributable to the acquisition, construction, or improvement of capital assets of the government.

INTERFUND RECEIVABLE/PAYABLE - Short-term loans made by one fund to another, or the current portion of an advance to or from another fund.

INTERFUND TRANSFERS - Flow of assets (such as cash or goods) between funds and blended component units of the primary government without equivalent flows of assets in return and without a requirement for payment.

INTERNAL SERVICE FUND - A fund used to account for the financing of goods or services provided by one department or agency to other departments or agencies of a government, or to other governments, on a cost-reimbursement basis.

JOINT VENTURE - A legal entity or other contractual arrangement in which a government participates as a separate and specific activity for the benefit of the public or service recipients and in which the government retains an ongoing financial interest.

LAPSE - As applied to appropriations, the automatic termination of an appropriation. Except for indeterminate appropriations and continuing appropriations, an appropriation is made for a certain period of time. At the end of this period, any unexpended or unencumbered balance thereof lapses, unless otherwise provided by law.

LEASE-PURCHASE AGREEMENTS - Contractual agreements that are termed leases, but that in substance are purchase contracts.

LEGAL LEVEL OF BUDGETARY CONTROL - The level at which spending in excess of budgeted amounts would be a violation of law.

LEVEL OF BUDGETARY CONTROL - The level at which a government's management may not reallocate resources without special approval from the legislative body.

LEVEL PERCENTAGE OF PROJECTED PAYROLL AMORTIZATION METHOD - Amortization payments are calculated so that they are a constant percentage of the projected payroll of active plan members over a given number of years. The dollar amount of the payments generally will increase over time as payroll increases due to inflation; in dollars adjusted for inflation, the payments can be expected to remain level.

LIABILITIES - Probable future sacrifices of economic benefits, arising from present obligations of a particular entity to transfer assets or provide services to other entities in the future as a result of past transactions or events.

LOANS RECEIVABLE - An asset account reflecting amounts loaned to individuals or organizations external to a government, including notes taken as security for such loans. Loans to other funds and governments should be recorded and reported separately.

Glossary

County of Santa Barbara – Comprehensive Annual Financial Report for Year Ended June 30, 2015

MAJOR FUND - A governmental fund or enterprise fund reported as a separate column in the basic fund financial statements. The general fund is always a major fund. Otherwise, major funds are funds whose revenues/expenditures, assets, or liabilities are at least 10 percent of corresponding totals for all governmental or enterprise funds and at least 5 percent of the aggregate amount for all governmental and enterprise funds for the same item. Any other governmental or enterprise fund may be reported as a major fund if the government's officials believe that fund is particularly important to financial statement users.

MANAGEMENT'S DISCUSSION AND ANALYSIS (MD&A) - A component of required supplementary information used to introduce the basic financial statements and to provide an analytical overview of the government's financial activities.

MEASUREMENT FOCUS - A way of presenting an entity's financial performance and position by considering which resources are measured (financial or economic) and when the effects of transactions or events involving those resources are recognized (the basis of accounting). The measurement focus of government-wide financial statements, proprietary fund financial statements, and fiduciary fund financial statements is economic resources. The measurement focus of governmental fund financial statements is current financial resources.

MEASUREMENT PERIOD - The period between the prior and the current measurement dates.

MODIFIED ACCRUAL BASIS OF ACCOUNTING - The accrual basis of accounting adapted to the governmental fund-type measurement focus. Under it, revenues and other financial resource increments (e.g., bond issue proceeds) are recognized when they become susceptible to accrual, that is when they become both "measurable" and "available to finance expenditures of the current period." "Available" means collectible in the current period or soon enough thereafter to be used to pay liabilities of the current period. Generally, expenditures are recognized when the fund liability is incurred. All governmental funds, expendable trust funds and agency funds are accounted for using the modified accrual basis of accounting.

NET OPEB OBLIGATION - In the context of defined benefit pension and other postemployment benefit plans, the cumulative difference between annual pension cost and the employer's contributions to the plan, including the pension/OPEB liability (asset) at transition, if any, and excluding (a) short-term differences and (b) unpaid contributions that have been converted to pension-related/OPEB-related debt.

NET PENSION LIABILITY - The liability of employers and nonemployer contributing entities to employees for benefits provided through a defined benefit pension plan.

NONSPENDABLE FUND BALANCE - Amounts that cannot be spent because they are either (a) not spendable in form or (b) legally or contractually required to be maintained intact.

OTHER FINANCING SOURCES - An increase in current financial resources that is reported separately from revenues to avoid distorting revenue trends. The use of the other financing sources category is limited to items so classified by GAAP.

OTHER FINANCING USES - A decrease in current financial resources that is reported separately from expenditures to avoid distorting expenditure trends. The use of other financing uses category is limited to items so classified by GAAP.

OTHER POSTEMPLOYMENT BENEFITS (OPEB) - Medical, dental, vision, and other health-related benefits provided to terminated employees, retired employees, dependents, and beneficiaries.

OVERLAPPING DEBT - The proportionate share that property within a government must bear of the debts of all local governments located wholly or in part within the geographic boundaries of the reporting government. Except for special assessment debt, the amount of debt of each unit applicable to the reporting unit is arrived at by (1)

determining what percentage of the total assessed value of the overlapping jurisdiction lies within the limits of the reporting unit, and (2) applying this percentage to the total debt of the overlapping jurisdiction. Special assessment debt is allocated on the basis of the ratio of assessment receivable in each jurisdiction, which will be used wholly or in part to pay off the debt, to total assessments receivable, which will be used wholly or in part for this purpose.

PAY-AS-YOU-GO - a method of financing a pension plan under which the contributions to the plan are generally made at about the same time and in about the same amount as benefit payments and expenses becoming due.

PAYROLL GROWTH RATE - an actuarial assumption with respect to future increases in total covered payroll attributable to inflation; used in applying the level percentage of projected payroll amortization method.

PENSION BENEFITS - Retirement income and all other benefits, including disability benefits, death benefits, life insurance, and other ancillary benefits, except healthcare benefits, that are provided through a defined benefit pension plan to plan members and beneficiaries after termination of employment or after retirement. Postemployment healthcare benefits are considered other postemployment benefits, whether they are provided through a defined benefit pension plan or another type of plan.

PENSION PLANS - Arrangements through which pensions are determined, assets dedicated for pensions are accumulated and managed, and benefits are paid as they come due.

PLAN MEMBERS - Individuals that are covered under the terms of a pension plan. Plan members generally include (a) employees in active service (active plan members) and (b) terminated employees who have accumulated benefits but are not yet receiving them and retirees or their beneficiaries currently receiving benefits (inactive plan members).

POSTEMPLOYMENT - Period following termination of employment, including the time between termination and retirement postemployment healthcare benefits.

PROGRAM REVENUES - Term used in connection with the government-wide statement of activities. Revenues that derive directly from the program itself or from parties outside the reporting government's taxpayers or citizenry, as a whole; they reduce the net cost of the function to be financed from the government's general revenues.

PROJECTED BENEFIT PAYMENTS - All benefits estimated to be payable through the pension plan to current active and inactive employees as a result of their past service and their expected future service.

PROPRIETARY FUNDS - Funds that focus on the determination of operating income, changes in net position (or cost recovery), financial position, and cash flows. There are two different types of proprietary funds: enterprise funds and internal service funds.

REAL RATE OF RETURN - The rate of return on an investment after adjustment to eliminate inflation.

REBATABLE ARBITRAGE - A term used in connection with the reinvestment of the proceeds of tax-exempt debt. A requirement to remit to the federal government interest revenue in excess of interest costs when the proceeds from the sale of tax-exempt securities are reinvested in a taxable money market instrument with a materially higher yield.

REPORTING ENTITY - The oversight unit and all of its component units, if any, that are combined in the CAFR/BFS.

REQUIRED SUPPLEMENTARY INFORMATION - Consists of statements, schedules, statistical data, or other information that according to the GASB is necessary to supplement, although not required to be a part of, the basic financial statements.

Glossary

County of Santa Barbara – Comprehensive Annual Financial Report for Year Ended June 30, 2015

RESTRICTED ASSETS - Assets whose use is subject to constraints that are either (a) externally imposed by creditors (such as through debt covenants), grantors, contributors, or laws or regulations of other governments or (b) imposed by law through constitutional provisions or enabling legislation.

RESTRICTED FUND BALANCE - Amounts with constraints placed on their use that are either (a) externally imposed by creditors, grantors, contributors, or laws or regulations of other governments or (b) imposed by law through constitutional provisions or enabling legislation.

RESTRICTED NET POSITION - A component of net position calculated by reducing the carrying value of restricted assets by the amount of any related debt outstanding.

RETAINED EARNINGS - An equity account reflecting the accumulated earnings of an enterprise or internal service fund.

REVENUE BONDS - Bonds whose principal and interest are payable exclusively from earnings of an enterprise fund. In addition to a pledge of revenues, such bonds sometimes contain a mortgage on the enterprise fund's property.

RISK MANAGEMENT - All the ways and means used to avoid accidental loss or to reduce its consequences if it does occur.

SELF-INSURANCE - A term often used to describe the retention by an entity of a risk of loss arising out of the ownership of property or from some other cause, instead of transferring that risk to an independent third party through the purchase of an insurance policy. It is sometimes accompanied by the setting aside of assets to fund any related losses. Because no insurance is involved, the term self-insurance is a misnomer.

SERVICE LIFE – The average remaining years of service of all members of the plan (both current employees and retirees)

SINGLE AUDIT - An audit performed in accordance with the Single Audit Act of 1997 and Office of Management and Budget's (OMB) Circular A-133, *Audits of States and Local Governments and Non-Profit Organizations*. The Single Audit Act allows or requires governments (depending on the amount of federal assistance received) to have one audit performed to meet the needs of all federal agencies.

SPECIAL DISTRICT - An independent unit of local government organized to perform a single government function or a restricted number of related functions. Special districts usually have the power to incur debt and levy taxes; however, certain types of special districts are entirely dependent upon enterprise earnings and cannot impose taxes. Examples of special districts are water districts, drainage districts, flood control districts, hospital districts, fire protection districts, cemetery districts, transit authorities, port authorities, and electric power authorities.

SPECIAL REVENUE FUND - A fund used to account for the proceeds of specific revenue sources (other than expendable trusts or major capital projects) that are legally restricted to expenditure for specified purposes.

SUBSTANTIVE PLAN - Terms of an OPEB plan as understood by the employer(s) and plan members.

TAX AND REVENUE ANTICIPATION NOTES (TRAN) - Notes issued in anticipation of the collection of taxes and revenues, usually retireable only from tax collections, and frequently only from the proceeds of the tax and revenue levy whose collection they anticipate.

TERMINATION BENEFITS- Inducements offered by employers to active employees to hasten the termination of services, or payments made in consequence of the early termination of services. Termination benefits include early-retirement incentives, severance benefits, and other termination-related benefits.

TOTAL PENSION LIABILITY - The portion of the actuarial present value of projected benefit payments that is attributed to past periods of employee service.

TRUST FUNDS - Funds used to account for assets held by a government in a trustee capacity for individuals, private organizations, other governments, and/or other funds.

UNASSIGNED FUND BALANCE – The residual classification for the County's General Fund that includes amounts not contained in the other classifications. In other funds, the unassigned classification is used only if expenditures incurred for specific purposes exceed the amounts restricted, committed, or assigned to those purposes.

UNMODIFIED OPINION - An opinion rendered without reservation by the independent auditor that financial statements are fairly presented.

UNRESTRICTED NET POSITION - That portion of net position that is neither restricted nor invested in capital assets (net of related debt