



# Board of Supervisors The Novel Coronavirus (COVID-19)

June 2, 2020

# State monitoring of local data points: Draft

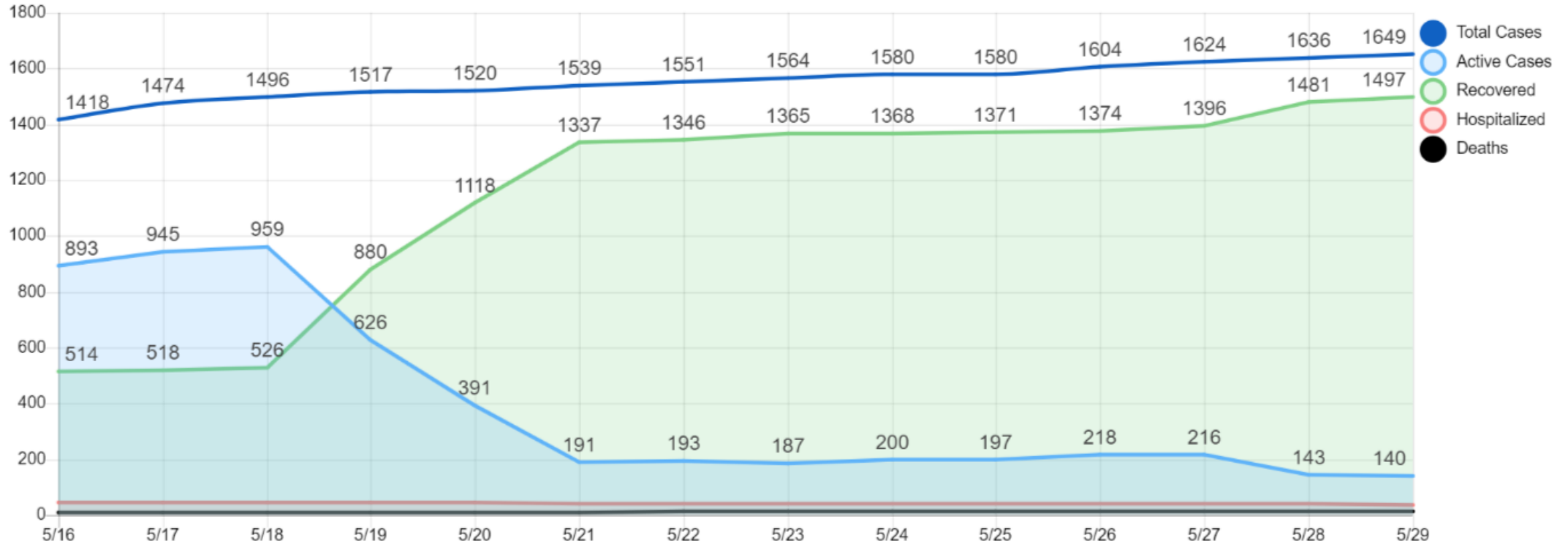
	Elevated Disease Transmission		Increasing Hospitalizations		Limited Hospital Capacity	
Metric	Case rate per 100,000 (14 days)	Testing positivity (%) over the past 14-7 days	Avg # tests per day (per 100,000) over the past 14-7 days	% Change in 3-day avg COVID+ hospitalized patients	% ICU beds currently available	% Ventilators currently available
Target	<25 per 100,000	<8%	150 per 100,000	<10%	>20%	>25%

- CDPH plans to post data points for All counties next week.
- CDPH will conduct targeted engagement with counties that don't meet these metrics



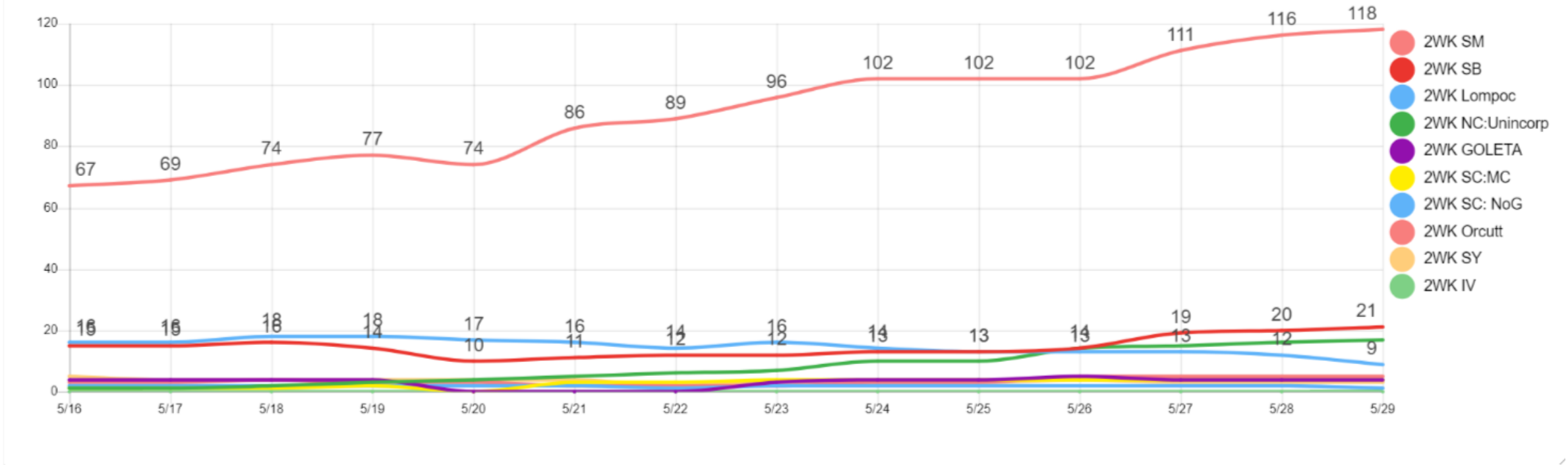
# Santa Barbara County COVID-19 By The Numbers

## CASE STATUS



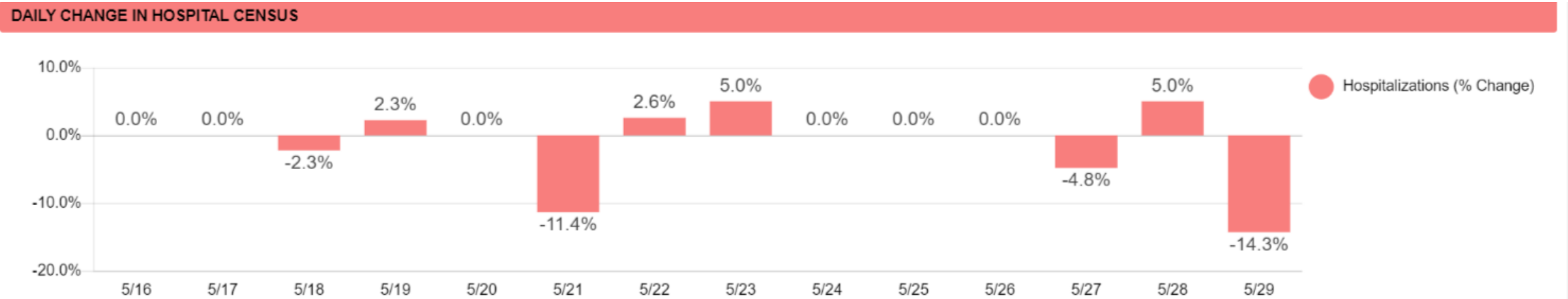
# Santa Barbara County COVID-19 By The Numbers

NEW CASES IN PAST 2 WEEKS: City-by-City



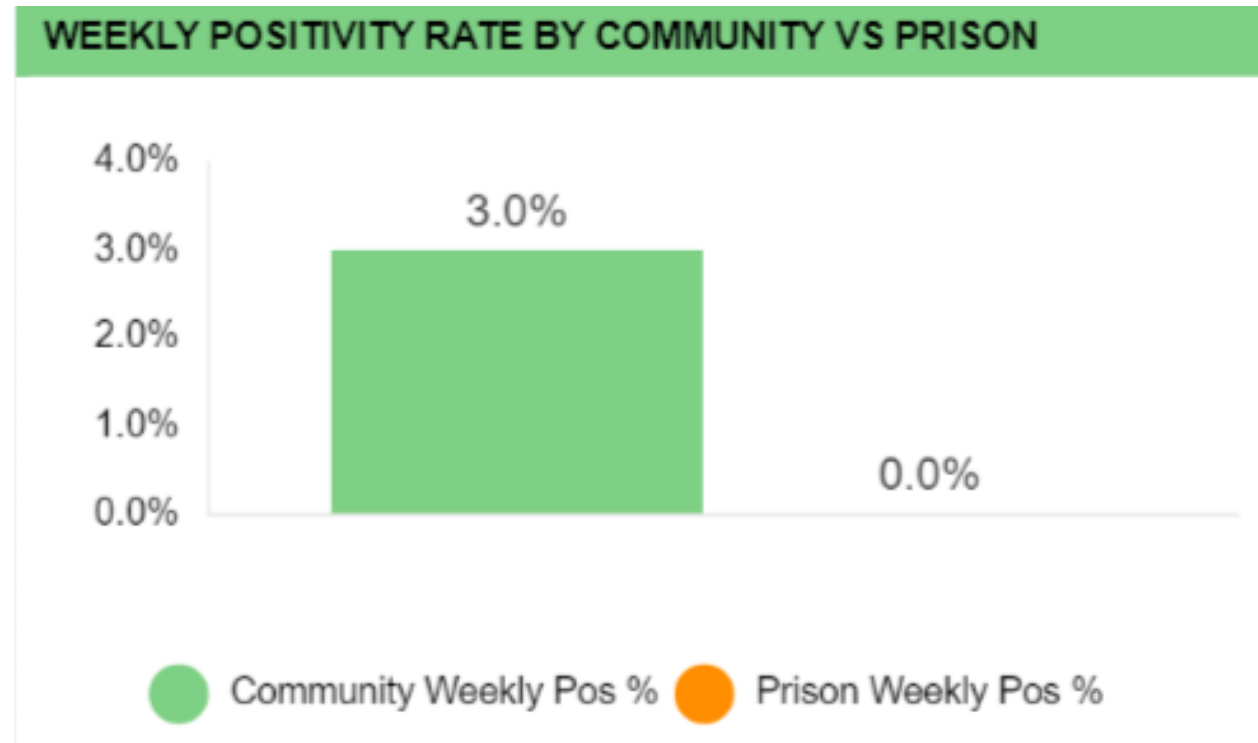
# State monitoring of local data points

- **Stable or down trending hospitalization: 7-day average of daily percent change of less than 5%**
  - SBC's 7-day average: < 0 %
  - SBC's 3-day average: < 0%



# State monitoring of local data points

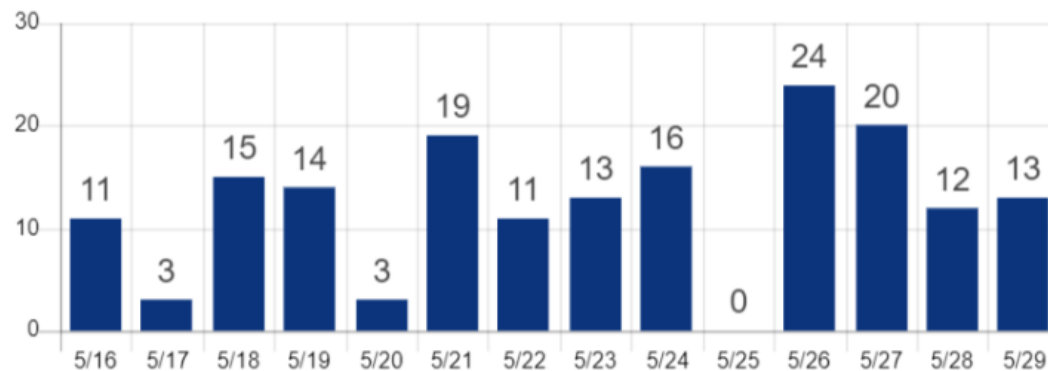
- **Test positivity rate:** less than 8% testing positive in the past 7 days



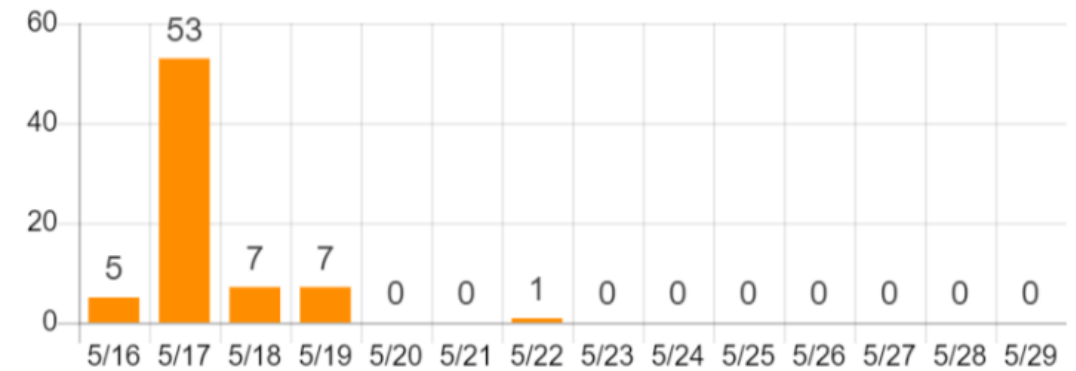
# State monitoring of local data points

- Additional draft monitoring criteria. (We did not have to include this in our variance attestation)
- Cases per population count: Less than 25 new cases per 100,000 residents in the past 14 days. *Target for SBC: < 112*
  - *SBC does not meet new target with 174 new cases*

DAILY: New Cases (Community Only)



DAILY: New Cases (Inmates Only)

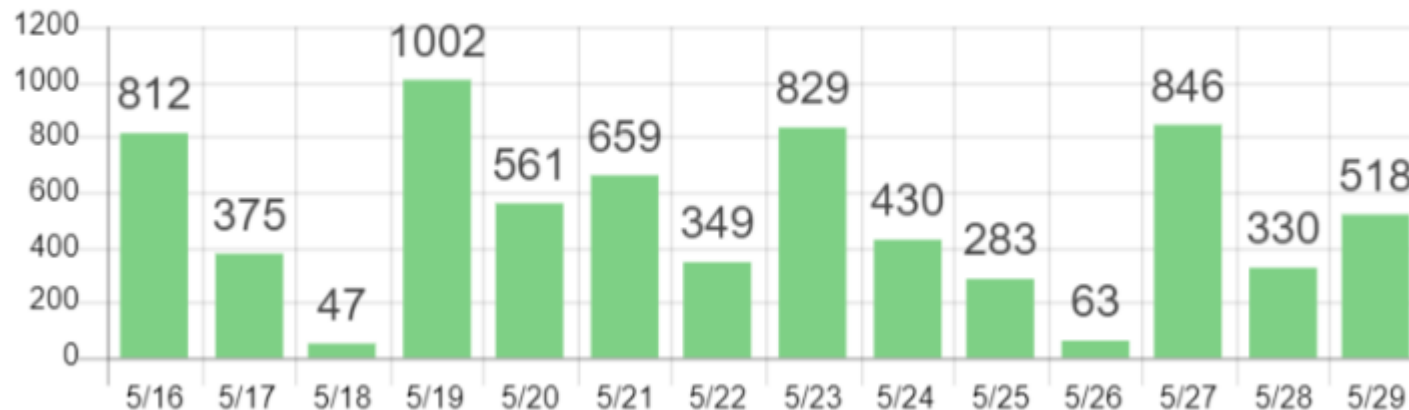


# State monitoring of local data points

## ➤ Testing Capacity:

- Minimum daily testing of 1.5 per 1,000 residents
- Target for SBC: 675 per day
- *SBC does not meet target, but could be due to underreporting of negatives*

TESTS PER DAY













# State monitoring of local data points

## ➤ Hospital Capacity:

- Target: > 20% ICU beds available
  - *SBC has 92% ICU beds available*
- Target: > 25% Ventilators available
  - *SBC has 77% ventilators available*



# Santa Barbara County Status

State Regional Variance Criteria	Santa Barbara County Status
Epidemiological Stability	 
Testing Capacity	
Protection of Essential Workers	
Containment Capacity	
Hospital Capacity	
Vulnerable Populations	
Triggers for Adjusting Modifications	

Governor's Modified Metrics Provided as of May 18, 2020



# Shared responsibility

- Monitor our reopening metrics at [publichealthsb.org](http://publichealthsb.org)
  - Attachment A – Reopening Metrics Dashboard
- Sectors to continue to follow state and local guidance for reopening
- Practice social distancing, wear face covering, wash hands



# Stage 3

- Local Health Departments can make determinations on reopening additional sectors based on data
- Need to assess impacts of as sectors are reopened
- However, cannot reopen sectors unless state guidance have been posted
- Awaiting guidance for schools & day camps

