



# Board of Supervisors The Novel Coronavirus (COVID-19)

January 25, 2022

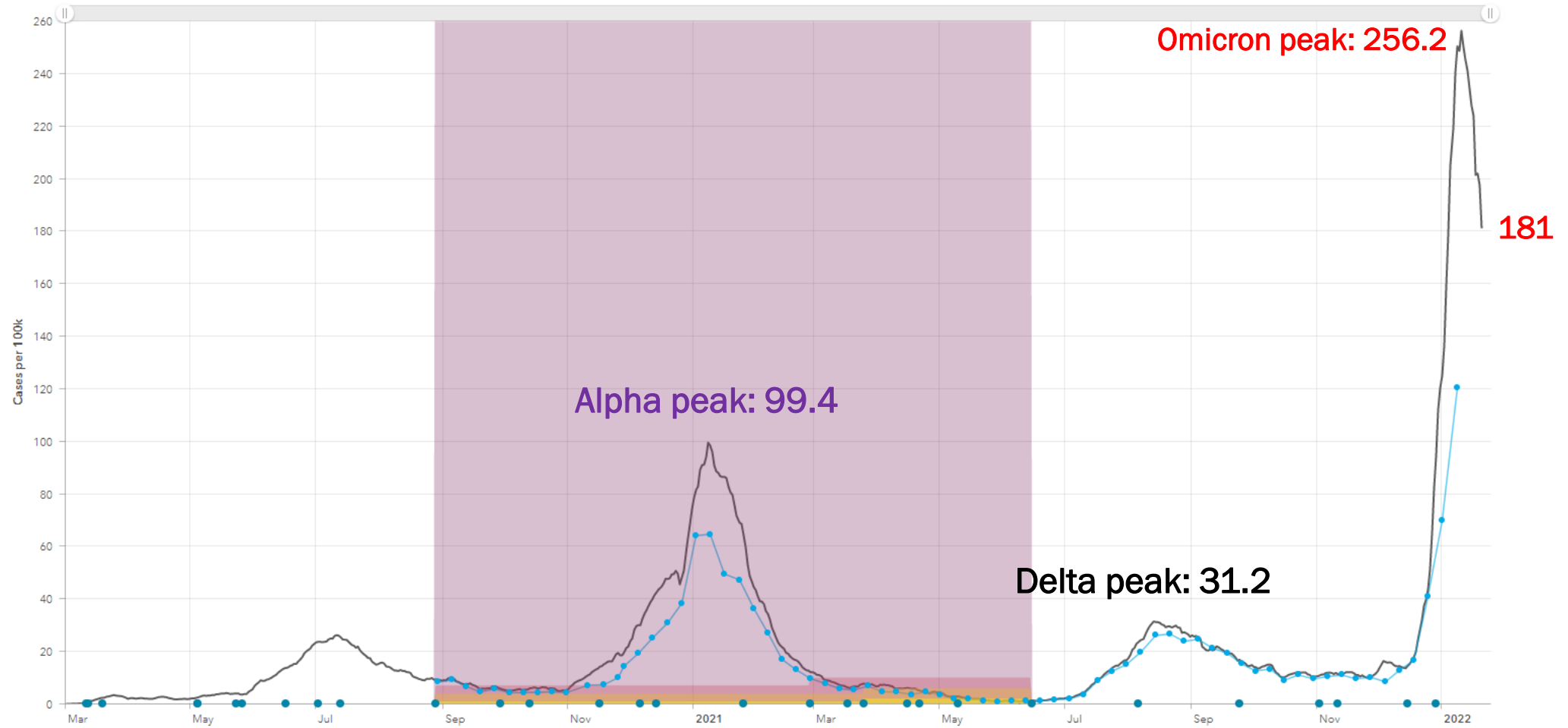
# Santa Barbara County by the Numbers

January 24, 2022 Updated M-F except holidays	
New Cases: 780 ↓ -26% from 2 week avg of 1,052	New Deaths: 2 ↑ 100% from 2 week avg of 1
Active Cases: 5,645 ↓ -12% from 2 week avg of 6,432	Hospitalized: 139 ↑ 10% from 2 week avg of 126
Total Cases: 73,544	Total Deaths: 587
Case Rate per 100k as of January 20, 2022: 181.02	Test Positivity as of January 20, 2022: 23.4%



# Santa Barbara County Case Rate, 1/20

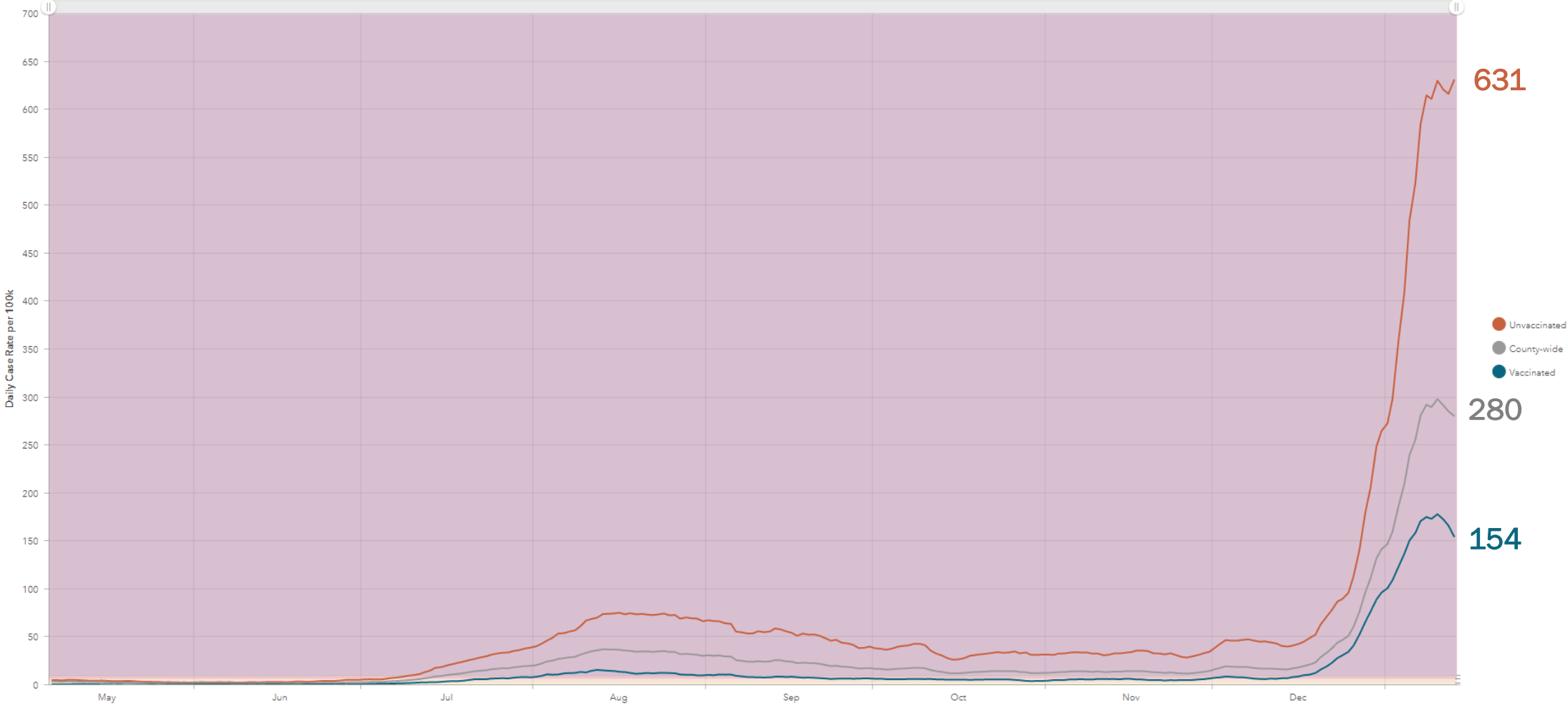
Case Rate per 100k People  
Actual and CA adjusted



# Case Rate by Vaccination Status, 1/13

Daily Case Rate of Unvaccinated vs Vaccinated in Santa Barbara County

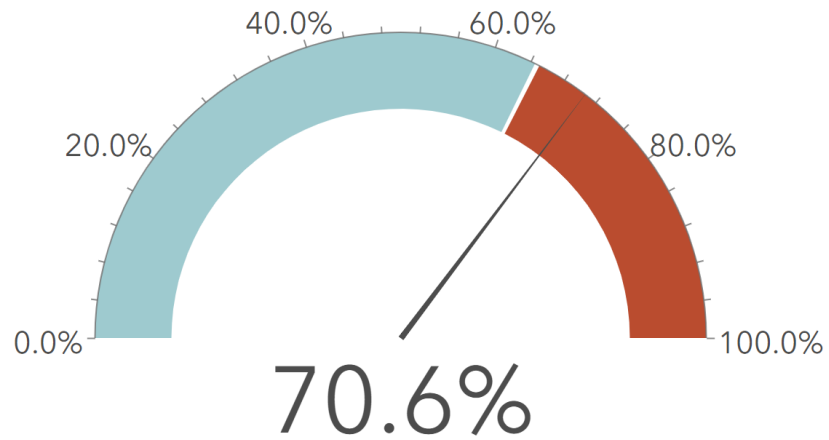
Ages 12+ Updated weekly or as data is available



# Hospital Capacity, 1/24

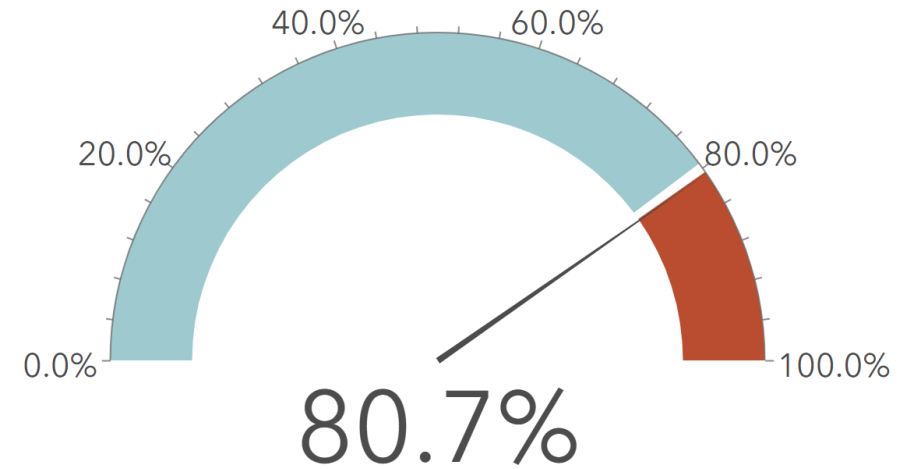
## % Hospital Beds in Use

Red Zone <35% available



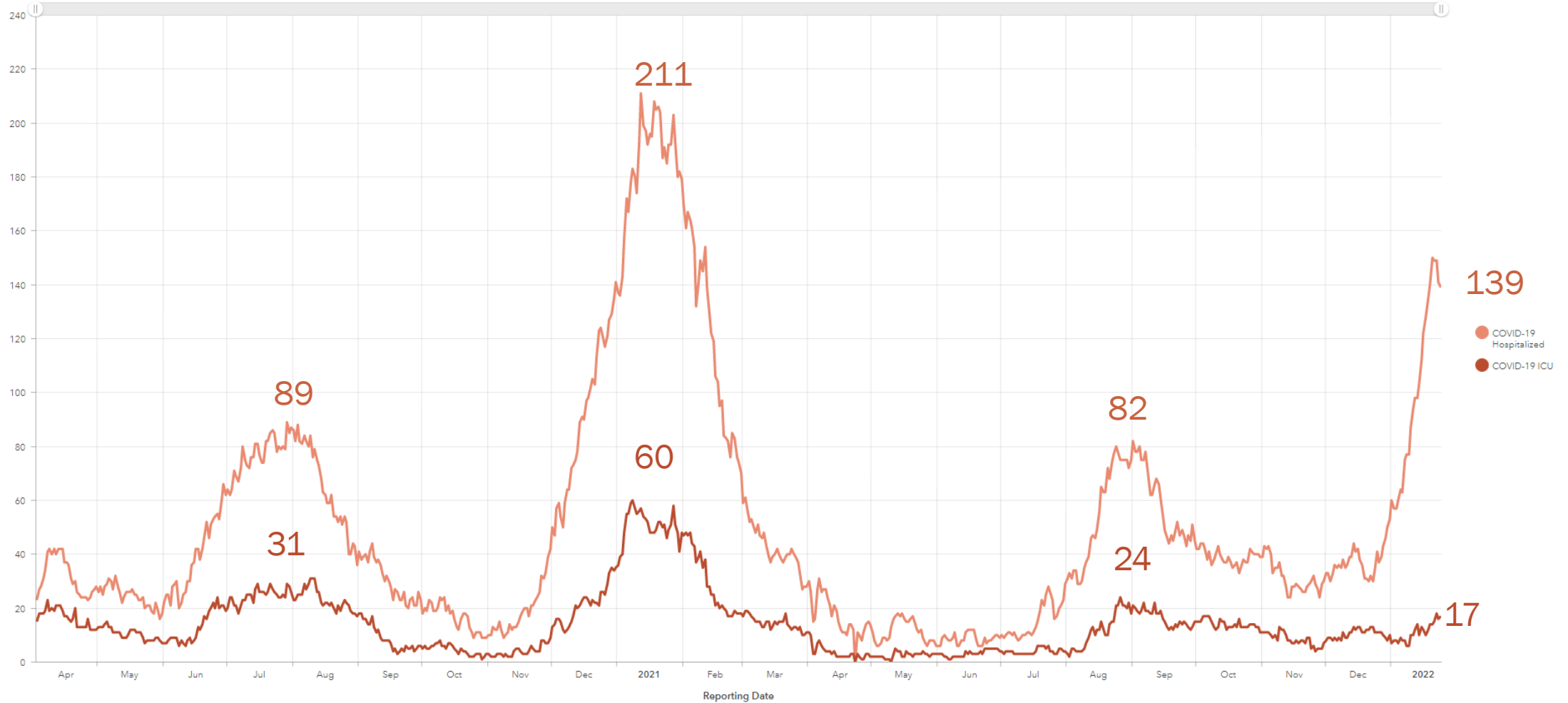
## % Staffed Adult ICU Beds in Use

Does not include ICU Surge. Red Zone < 20% available



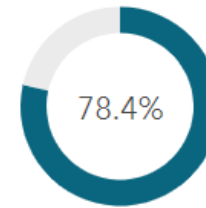
# Hospitalization Rates, 1/24

## Adult COVID-19 Patients Hospitalized

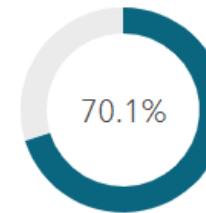


# Vaccination Rates 1/23

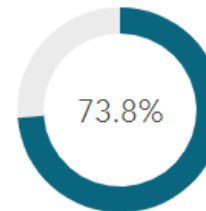
% of Eligible SB Individuals Vaccinated  
(Eligible persons 5+ years old, first or single dose)



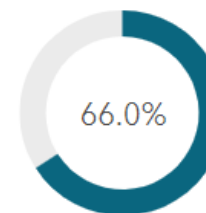
% of Eligible SB County Fully Vaccinated  
(Eligible persons 5+ years old, single or two doses)



% of SB County Vaccinated  
(first or single dose)



% of SB County Fully Vaccinated  
(single or two doses)



# Fully Vaccinated Rate by Zip Code, 1/18

Zip Code	VEM	5+ Population Size	City	18-Jan
93117	3	56583	Goleta, Isla Vista, Gaviota, Naples, Capitan	58.34%
93254	1	688	New Cuyama	59.01%
93436	2	52318	Lompoc, Vandenberg Village, Mission Hills, Concepcion, Acorn	62.09%
93455	3	43017	Santa Maria, Orcutt, Betteravia	63.40%
93458	1	51006	Santa Maria	66.42%
93454	2	36446	Santa Maria, Sisquoc, Garey	68.49%
93463	4	7730	Santa Ynez, Solvang, Los Olivos, Ballard	69.77%
93427	3	5784	Buellton, Las Cruces	70.42%
93460	4	5103	Santa Ynez	71.66%
93440	3	1595	Los Alamos	73.10%
93105	4	27154	Santa Barbara, Mission Canyon	74.16%
93434	1	6807	Guadalupe	74.83%
93110	3	16205	Santa Barbara, Hope Ranch	75.29%
93103	3	19485	Santa Barbara	78.19%
93101	3	29822	Santa Barbara	79.04%
93109	4	10426	Santa Barbara	79.49%
93013	4	15806	Carpinteria, Summerland, Toro Canyon	79.55%
93108	4	10092	Santa Barbara, Montecito, Summerland, Toro Canyon	81.20%
93111	4	16732	Goleta Valley	87.05%
93441	4	919	Los Olivos	95.54%
93067	3	410	Carpinteria	100.00%





# Current Outbreaks, 1/24

## 211 Active Outbreaks



**93** Businesses



**48** Schools



**70** Congregate  
Living  
Facilities



# PHD Testing

Site Location	Site Hours	# of Tests Available
Santa Maria Fairpark	Sunday - Friday 7am - 7 pm	528/day 3,168/week
Direct Relief Minibus	Monday - Saturday 7am - 7 pm	264/day 1,584/week
Lompoc Health Care Center	Monday-Friday 8:30 am- 4:30 pm *By Appointment Only	84/day 420/week
Santa Barbara Health Care Center	Wednesday - Sunday 7:30am - 6:30pm *By Appointment Only	120/day 600/week
Goleta/SB <b>ETA Unknown, pending identification of facility</b>	6 days/week 12 hours/day	196/day 1176/week

**\*\*Turn around time for results is 24-36 hrs for all sites**



# Antigen Testing

- Health Care Centers placed two orders for 205,200 kits
  - Each kit contains two tests
- Number of kits received as of 1/25: 165,996 kits
- Number of partners to distribute kits: 77
  - North County: 25
  - Mid County: 15
  - South County: 33
  - All-County: 4

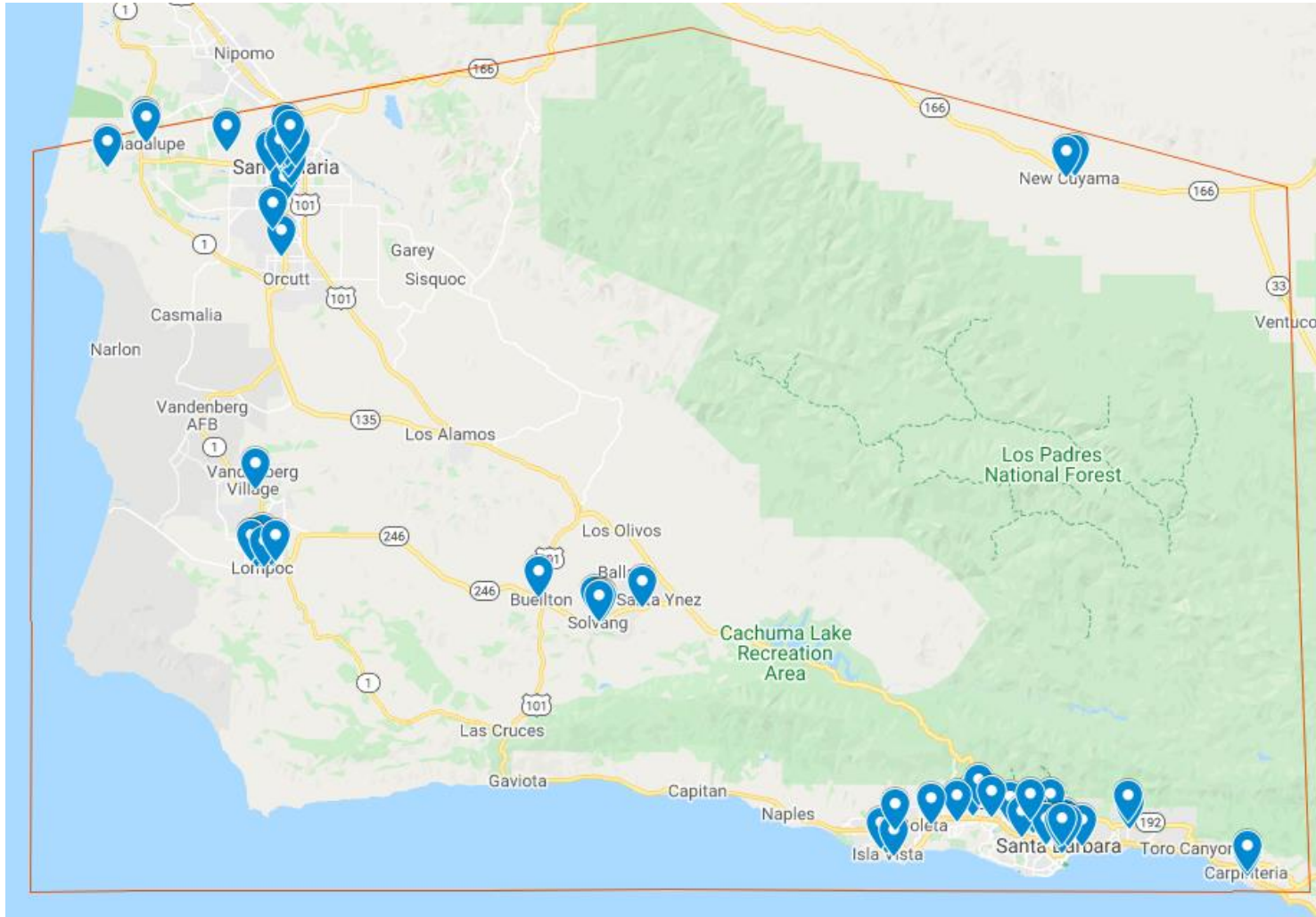


# Distribution of Kits

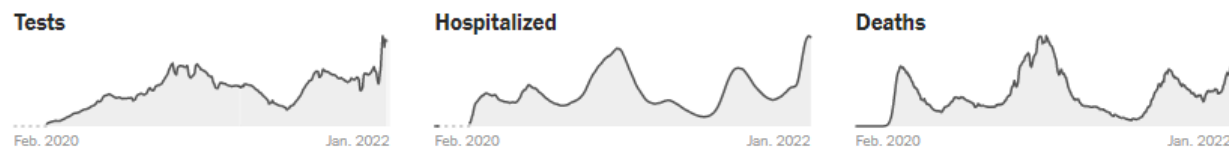
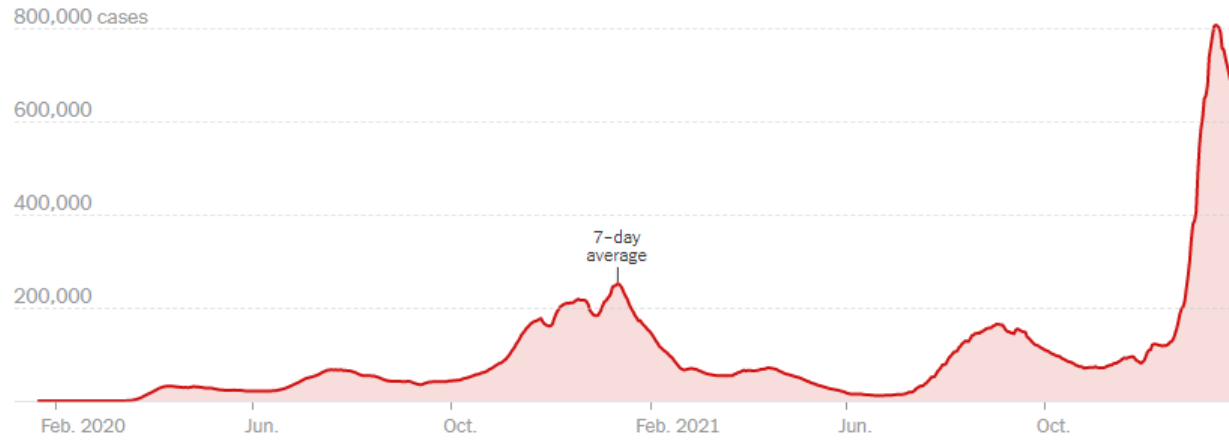
	Week 1: 36,450 total kits	Week 2: 71,550 total kits
North County	48% (17,550)	40% (28,350)
Mid County	8% (2,700)	22% (16,200)
South County	44% (16,200)	38% (27,000)



# Antigen Testing Distribution Map



# COVID-19 Cases in the US, 1/24

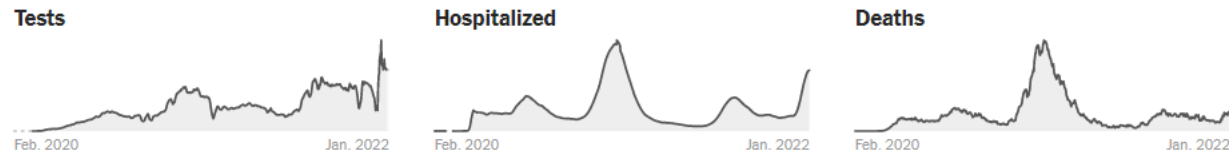
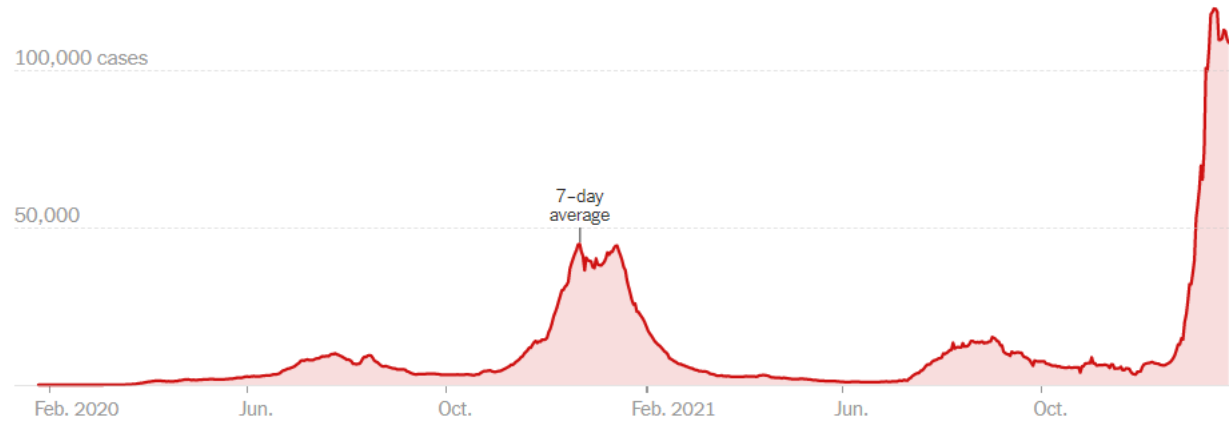


	DAILY AVG. ON JAN. 23	14-DAY CHANGE	TOTAL REPORTED
Cases	690,448	+2%	70,667,782
Tests	2,596,425	+101%	—
Hospitalized	157,429	+18%	—
Deaths	2,182	+39%	865,687

<https://www.nytimes.com/interactive/2021/us/covid-cases.html>



# COVID-19 Cases in California, 1/24



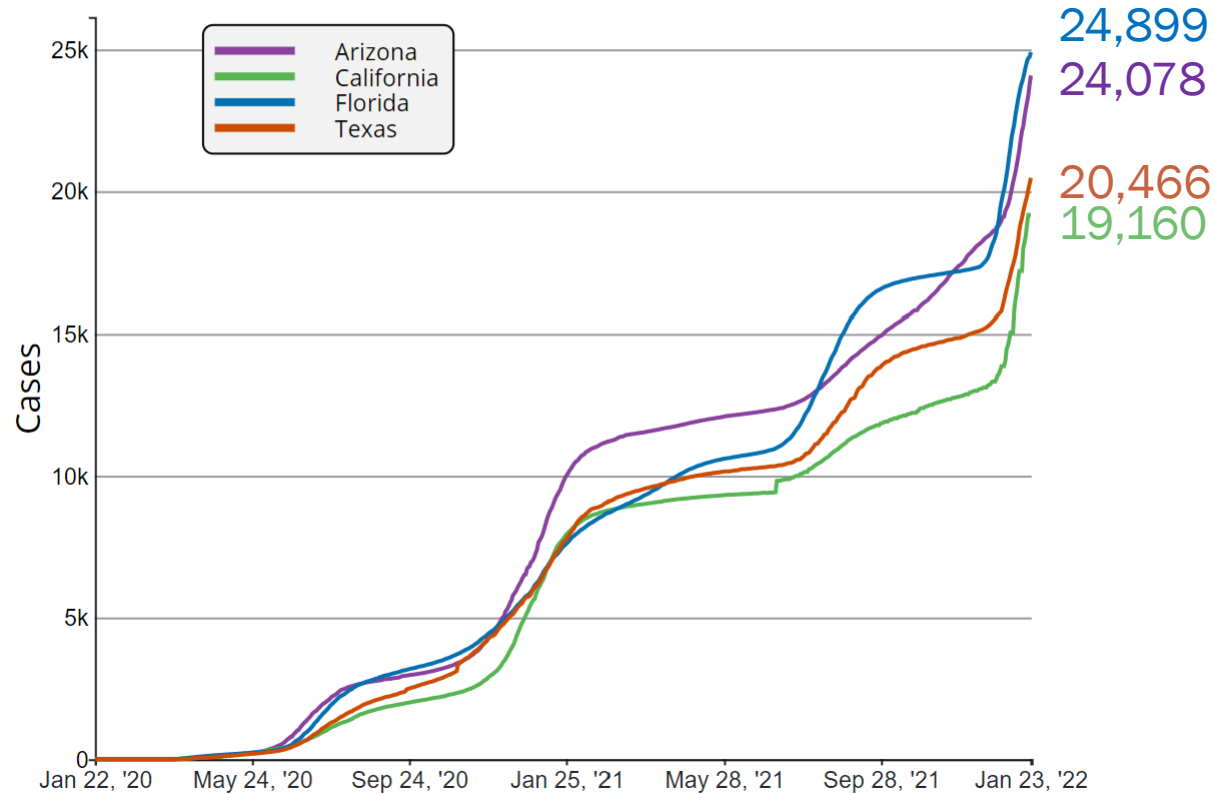
	DAILY AVG. ON JAN. 24	14-DAY CHANGE	TOTAL REPORTED
Cases	108,751	+8%	7,902,003
Tests	405,127	+7%	—
Hospitalized	15,829	+51%	—
Deaths	123	+29%	79,003

<https://www.nytimes.com/interactive/2021/us/covid-cases.html>



# Comparing trends in Cumulative Cases

Cumulative cases of Covid-19, reported to CDC, in AZ, CA, FL, and TX  
Cumulative cases (per 100K) by submission date



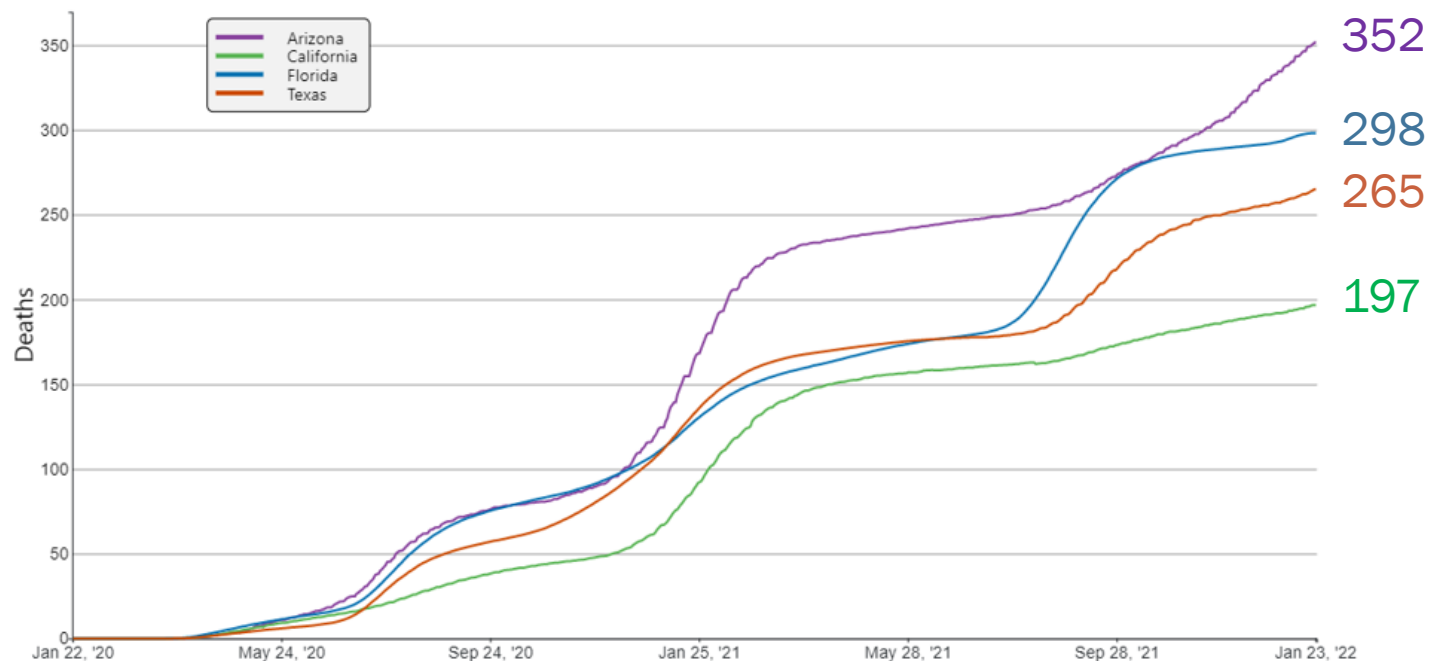
<https://covid.cdc.gov/covid-data-tracker/#compare-trends>





# Comparing trends in Cumulative Deaths

Cumulative deaths attributed to Covid-19, reported to CDC, in AZ, CA, FL, and TX  
Cumulative deaths (per 100K) by submission date



<https://covid.cdc.gov/covid-data-tracker/#compare-trends>



# Pandemic – Epidemic - Endemic

- **Pandemic** means a worldwide simultaneous large scale outbreak
- **Epidemic** is a geographically or population based significant but limited outbreak of a disease
- **Endemic** means a disease that has a constant presence in a population/geographic area, but is manageable and not causing enough illness to disrupt normal life activities or overwhelm the healthcare system. (i.e. Varicella, Measles, Flu)



# COVID in Endemic Phase

- The virus will never be eradicated but will remain in the population at some level and cause periodic waves of infections – similar to influenza, mumps or the common cold.
- For an infection that relies on person-to-person transmission, to remain endemic, each infected person on average must pass it on to at least one other susceptible individual.
- The more people in a population are immune, the smaller the number of new infections and the more limited the outbreak.




# Strategies to reach endemic state

- High vaccination rates with booster
- Readily available anti-viral medications
- Newer vaccines that protect against all variants
- Easy access to self-testing & isolation if positive
- Social distancing and masking until Omicron surge is over



# Santa Maria Antigen Test Distribution, 1/22



# Thank you...

