

COUNTY OF SANTA BARBARA TELEVISION HEARING ROOM TECHNOLOGY REFRESH & MASTER CONTROL ROOM



105 EAST ANAPAMU STREET, SANTA BARBARA, CA 93101
 123 EAST ANAPAMU STREET, SANTA BARBARA, CA 93101
 511 LAKESIDE PARKWAY, SANTA MARIA, CA 93455



OFFICE OF THE COUNTY ARCHITECT
 ROBERT L. OOLEY, FAIA
 COUNTY ARCHITECT

COUNTY OF SANTA BARBARA
 GENERAL SERVICES DEPARTMENT

HISTORIC COUNTY COURTHOUSE
 1105 SANTA BARBARA STREET
 SANTA BARBARA, CA 93101

P: 805.568.3085
 F: 805.568.3249
 E: COUNTYARCHITECT@COUNTYOF SB.GOV

THESE DRAWINGS ARE THE INSTRUMENTS OF SERVICE AND ARE THE PROPERTY OF THE COUNTY OF SANTA BARBARA. THE DESIGN & INFORMATION REPRESENTED ON THESE DRAWINGS ARE EXCLUSIVE TO THE PROJECT INDICATED ON SAID DRAWINGS AND SHALL NOT BE USED, TRANSFERRED OR OTHERWISE REPRODUCED WITHOUT THE EXPRESS WRITTEN PERMISSION OF THE COUNTY ARCHITECT. COPYRIGHT © 2019

THE SEXTANT GROUP, INC.
 11301 WEST OLYMPIC BLVD
 SUITE 348
 LOS ANGELES, CA 90064
 213.412.4870



AV LIGHTING CONSULTANT

SEAL:



PROJECT:

CSBTV HEARING ROOM TECHNOLOGY REFRESH AND MASTER CONTROL

SCOPE OF WORK

- Audio:**
- Digital Audio system that provides recorded audio and room reinforcement
 - Gooseneck microphones with press-to-speak and LED indicators for all Supervisor and SBCAG seating positions.
 - Gooseneck microphone with LED indicator for podium speaker with mute control by the Chairman and Clerk of the Board.
 - Gooseneck microphone with press-to-speak and LED indicators for Clerk of the Board, CEO, Counsel and Budget Director positions.
 - Gooseneck microphone with press-to-speak and LED indicators for nine other speaker locations.
 - Breakout boxes at rear left and right and front left and right of each Hearing Room
- Network Requirements:**
- All components attached to the County network should be discoverable by Control Room and Hearing Room control systems across the County WAN. There should not be a need to extend VLANs or subnets across different campuses.
 - Any network connected device, camera, etc should be controllable from any Control Room
 - A meeting held in Santa Maria, for example, should be capable of being directed by the Santa Barbara Control Room and vice versa.
- AV Presentation:**
- Material presentations in the three Hearing Rooms are currently achieved by using a single PC connected to a projector. Projector screens in each location are positioned to be viewed by both the public and the Board Members. Neither audience group in any of the locations are in an optimum position to adequately view presentation content.
- Requirements are as follows:**
- Large screen display for audience, meeting participants and Board Members consumption without the need to dim room lighting. Typical display items to include PowerPoint Presentations, Spreadsheets, Documents, movies, agenda items and their supporting documentation.
 - Ability to present from any PC, Laptop, Tablet or phone whether County controlled or not. County currently makes use of Barco Clickshare system in other locations.
 - A/V presentations should also be sent to Control Room for broadcast inclusion.
 - A/V system should be remotely controllable by Clerk, Chairman, Control Room and presenters.
 - Audio content should be synchronized with images and sent to Control Room and sound reinforcement.
 - System should include ability to replicate laser pointer for in-room consumption as well as broadcast viewers.
 - Board members, the Clerk, Counsel and CEO positions should be able browse meeting agenda, supporting documents, vote details on individual displays independently from other meeting content.

Lighting:
 Lighting in the Santa Barbara and Santa Maria Hearing Rooms and the Santa Barbara Planning Commission Room need to be upgraded to remote controlled LED lighting.

Remote Testimony:
 County desires to expand its current Remote Testimony capabilities for Santa Maria and Santa Barbara to include the following locations:

- Carpinteria
- Solvang
- Lompoc
- Santa Barbara
- Santa Maria
- System should be capable of allowing Board members to attend meetings from any of the above locations

Outside Broadcast:
 County needs capabilities to be able to record and present live, meetings and press conferences occurring outside of County facilities. Capabilities should include the following:

- Multi-camera setup with PTZ capabilities.
- Mixing and routing capabilities
- Digital Audio recording and reinforcement for up to 12 wireless microphones
- PC presentation
- Remote connectivity to include direct network, WiFi and Cellular for distribution back to County facilities for broadcast
- Speaker timing system

Voting System:
 Provide touch-screen panels that:

- Capture and tabulate votes
- Provide request-to-speak capabilities and speaker queueing
- Display and document Motion and Second details
- Voting results display within chambers and to remote locations
- Controlled and managed by the Chairman, the Clerk and the Control Room


Distribution to Public:

- HD feeds to Cable TV head ends for Cox Cable Santa Barbara, Comcast Cable Santa Maria and Charter Cable Guadalupe (needs to be scalable to SD as Cable companies currently do not accept HD).
- HD feed to County CSBTV YouTube Channel
- HD feed to County CSBTV Roku Channel
- HD feed to County Apple TV App
- HD feed to County Facebook page

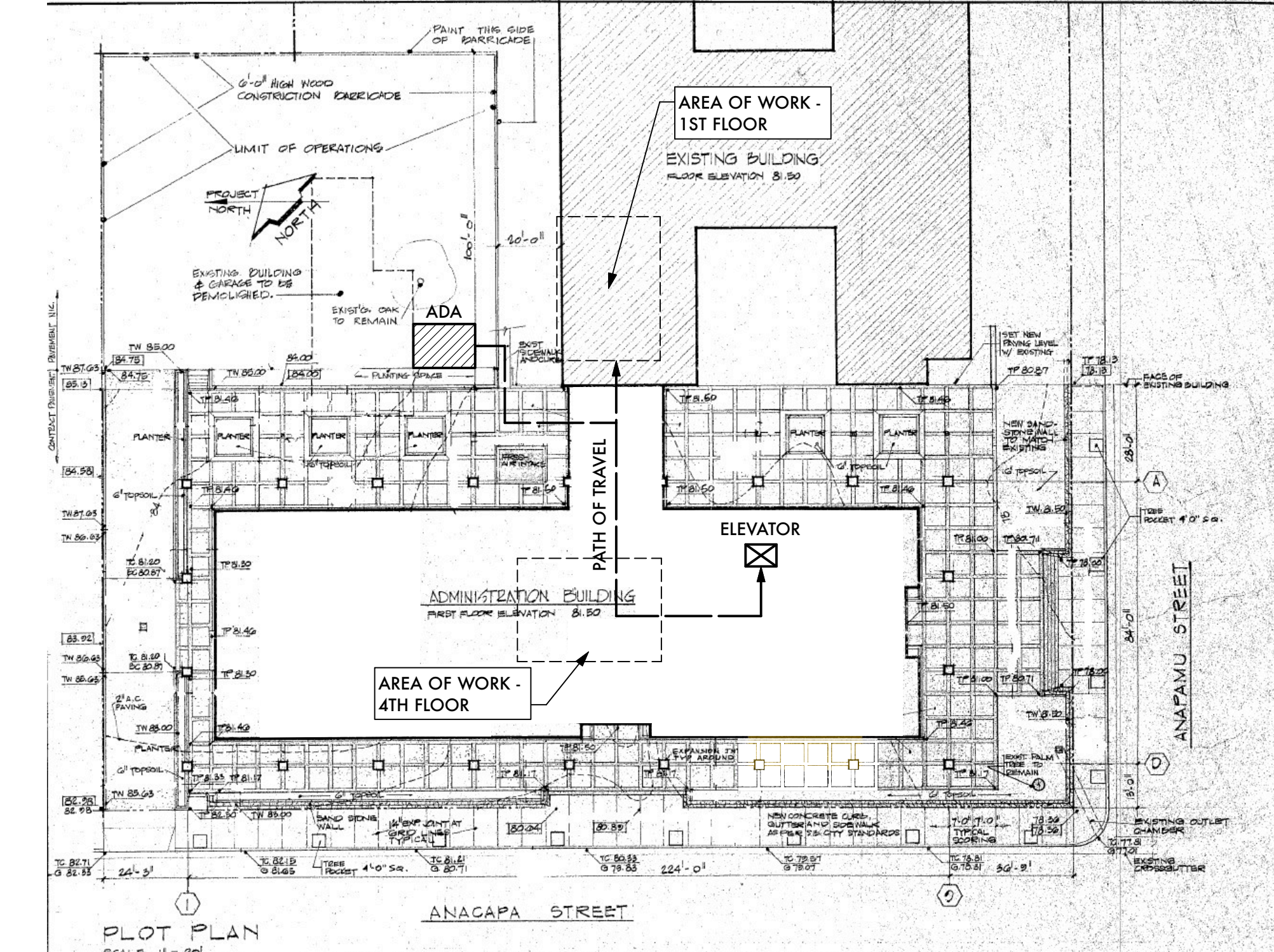
Distribution to Employees

- HD stream to County desktop PCs to include agenda documentation
- HD stream to County digital signage devices

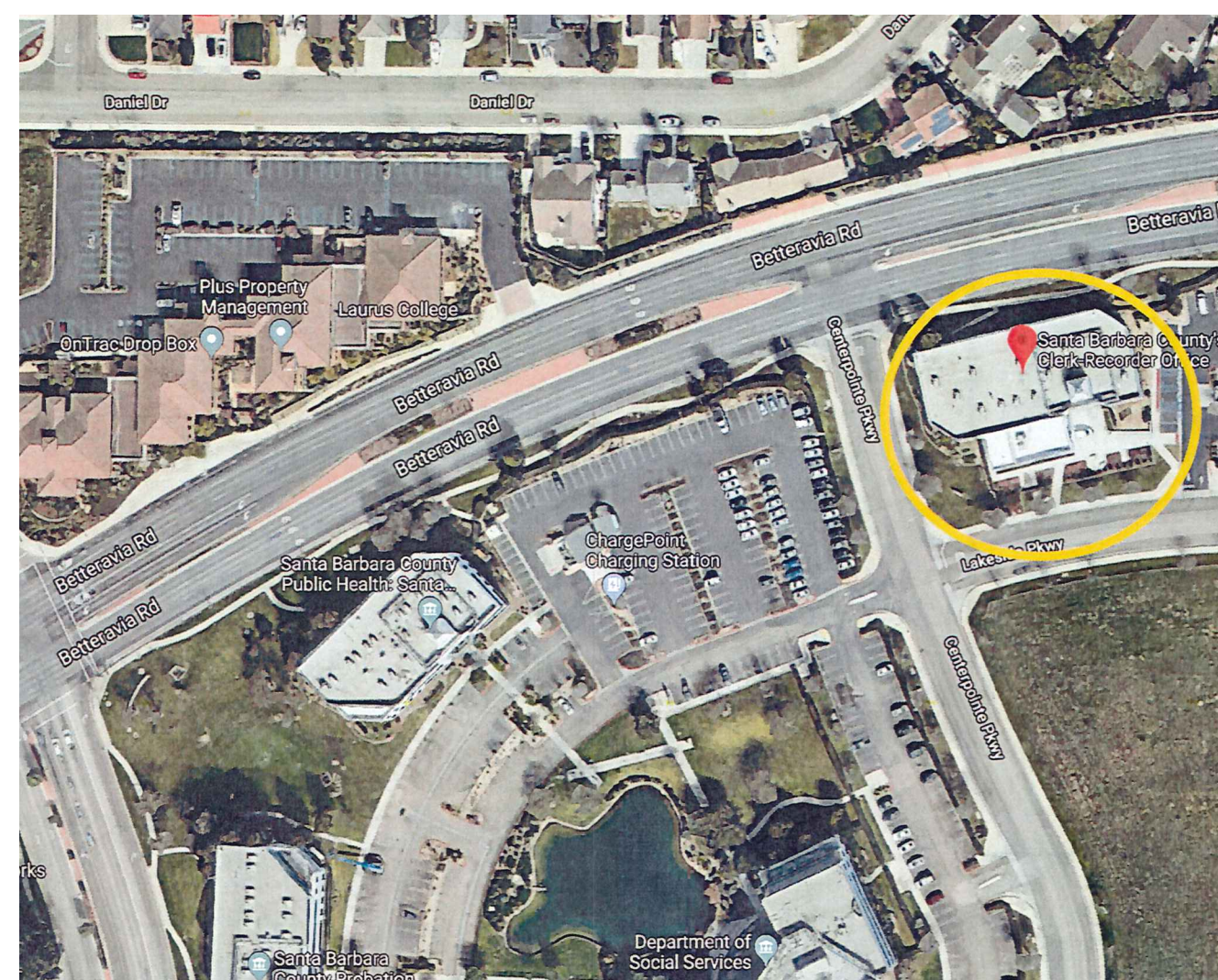
SANTA BARBARA VICINITY MAP



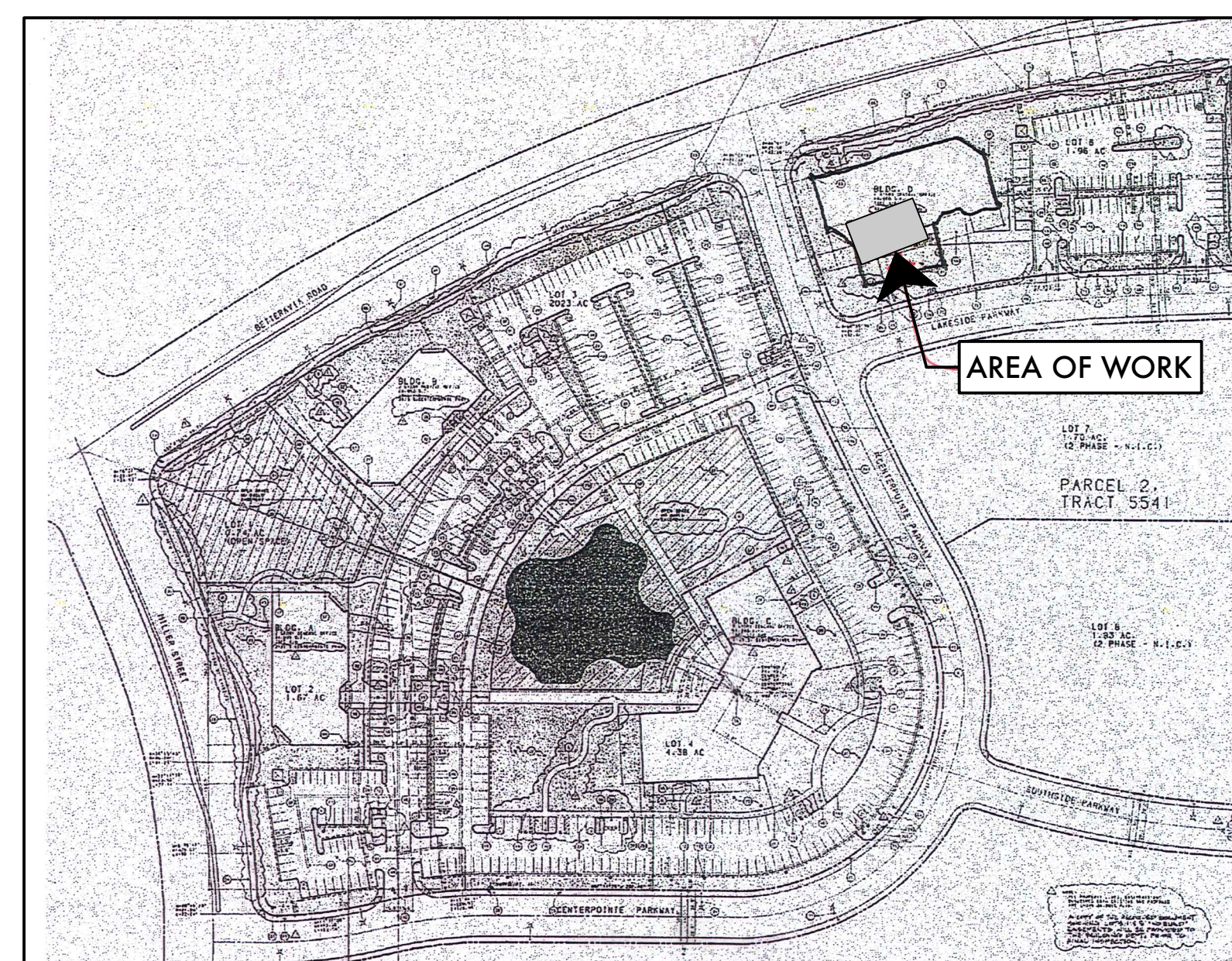
SANTA BARBARA PROJECT MAP



SANTA MARIA VICINITY MAP



SANTA MARIA PROJECT MAP



SHEET INDEX

C.0 - Cover, Site Locations, General Notes

Architecture
 A1.01 Santa Barbara B05 Hearing Room Modifications - Plan & Elevations
 A1.02 Santa Barbara B05 Hearing Room Modifications - Details
 A1.03 Board Conference Alterations

Audio/Visual
 AV.001 - AV General Notes, Legends and Symbols
 AV.002 - Room Schedules
 AV.011 - Equipment Plan Santa Barbara Board Hearing Room
 AV.012 - Equipment Plan Santa Barbara Planning Commission Hearing Room
 AV.013 - Equipment Plan Santa Barbara Board Conference Room
 AV.014 - Equipment Plan Master Control Room
 AV.015 - Equipment Plan Santa Maria Board Hearing/Conference Room
 AV.101 - Demolition Plan Santa Barbara Planning Commission Hearing Room
 AV.102 - Demolition Plan Santa Barbara Board Conference Room
 AV.103 - Demolition Plan Santa Barbara Board Conference Room
 AV.104 - Not Used
 AV.105 - Demolition Plan Santa Maria Board Hearing Room
 AV.201 - Infrastructure/Reflected Ceiling Plan Santa Barbara Board Hearing Room
 AV.202 - Infrastructure/Reflected Ceiling Plan Santa Barbara PC Hearing Room
 AV.203 - Infrastructure/Reflected Ceiling Plan Santa Barbara Board Conference Room
 AV.204 - Infrastructure/Reflected Ceiling Plan Master Control Room
 AV.205 - Infrastructure/Reflected Ceiling Plan Santa Maria Board Hearing/Conference Room
 AV.206 - Infrastructure/Reflected Ceiling Plan Santa Maria Board Hearing/Conference Room
 AV.501 - Wiring Diagrams-Conduit Risers SB/SM Hearing Rooms
 AV.502 - Wiring Diagrams-Conduit Risers SB/SM Conference Rooms & SB PC Hearing Room
 AV.801 - Details

Lighting
 LT.001 - General Notes, Legends, and Symbols
 LT.201 - Floor/Reflected Ceiling Lighting Plan Santa Barbara Board Hearing Room
 LT.202 - Floor/Reflected Ceiling Lighting Plan Santa Barbara PC Hearing Room
 LT.203 - Floor/Reflected Ceiling Lighting Plan Santa Barbara Board Conference Room
 LT.204 - Floor/Reflected Ceiling Plan Master Control Room
 LT.205 - Floor Plan Santa Maria Board Hearing/Conference Room
 LT.304 - Reflected Ceiling Lighting Plan Santa Maria Board Hearing Conference Room
 LT.501 - Lighting Control Wiring Diagrams SB/SM
 LT.502 - Lighting Control Wiring Diagrams SB/SM

PROJECT TEAM

CLIENT:
 COUNTY EXECUTIVE OFFICE
 105 E. ANAPAMU ST., 4TH FLOOR
 SANTA BARBARA, CA 93101
 SILVIO MOTTA, STATION MANAGER
 P: 805-568-3424

ARCHITECT:
 ROBERT L. OOLEY, FAIA
 OFFICE OF THE COUNTY ARCHITECT
 1105 SANTA BARBARA ST., 2ND FLOOR
 SANTA BARBARA, CA 93101
 P: 805-568-3085
 E: countyarchitect@countyofsb.org

TECHNOLOGY:
 MARK ADAMS, PMP, CTS
 THE SEXTANT GROUP, INC.
 11301 WEST OLYMPIC BOULEVARD, SUITE 348
 LOS ANGELES, CA 90064
 P: 213-412-4870, Ext. 297
 E: madams@thesextantgroup.com

PROJECT DATA

CLIENT:
 COUNTY OF SANTA BARBARA
 GENERAL SERVICES DEPARTMENT
 1105 SANTA BARBARA STREET
 SANTA BARBARA, CA 93101

CLIENT CONTACT:
 ROBERT L. OOLEY, FAIA
 COUNTY ARCHITECT
 P: 805-568-3085

PROJECT ADDRESS:
 105 E. ANAPAMU ST., SANTA BARBARA, CA 93101
 123 E. ANAPAMU ST., SANTA BARBARA, CA 93101
 511 LAKESIDE PARKWAY, SANTA MARIA, CA 93455

CODES & STANDARDS

This project and all construction shall conform with the California Code of Regulations, Title 24, 2016 California Building Code (CBC), 2016 California Historical Building Code (CHBC), 2016 California Existing Building Code (CEBC), 2016 California Green Building Standards Code (CGSBC), 2016 California Mechanical Code (CMC), 2016 California Plumbing Code (CPC), 2016 California Electrical Code (CEC), 2016 California Energy Code (CEC Part 6), 2016 California Fire Code (CFC), current (2016) California and (2016) Federal ADA Standards for Accessible Design.

SHEET TITLE:

TITLE SHEET

OWNER:

COUNTY OF SANTA BARBARA
 GENERAL SERVICES DEPARTMENT
 1105 SANTA BARBARA STREET
 SANTA BARBARA, CA 93101

CONTACT:

ASHTON ELLIS, CMIT
 PROJECT MANAGER
 P: 805.295.1683
 E: aellis@countyofsb.org

DATE: 1/10/20

DRAWN BY: D.KELLY

JOB NUMBER: J8798

SHEET NUMBER:

C0

COUNTY OF SANTA BARBARA CSBTv

DRAWING INDEX			
AUDIOVISUAL SYSTEMS DRAWINGS		AUDIOVISUAL REFERENCE DRAWINGS	
NUMBER	DESCRIPTION	NUMBER	DESCRIPTION
AVS00	AUDIOVISUAL SYSTEMS COVER SHEET	AV001	AUDIOVISUAL INFRASTRUCTURE LEGENDS AND NOTES
AVS01	AUDIOVISUAL SYSTEMS DRAWING SANTA BARBARA HEARING ROOM 443	AV002	AUDIOVISUAL INFRASTRUCTURE LEGENDS AND SCHEDULES
AVS02	AUDIOVISUAL SYSTEMS DRAWING SANTA BARBARA HEARING ROOM 443	AV011	SANTA BARBARA AUDIOVISUAL HEARING ROOM EQUIPMENT PLAN
AVS03	AUDIOVISUAL SYSTEMS DRAWING SANTA BARBARA HEARING ROOM 443	AV012	SANTA BARBARA AUDIOVISUAL PLANNING COMMISSION HEARING ROOM EQUIPMENT PLAN
AVS04	AUDIOVISUAL SYSTEMS DRAWING SANTA BARBARA PLANNING COMMISSION HEARING ROOM	AV013	SANTA BARBARA AUDIOVISUAL CONFERENCE ROOM 405 EQUIPMENT PLAN
AVS05	AUDIOVISUAL SYSTEMS DRAWING SANTA BARBARA PLANNING COMMISSION HEARING ROOM	AV014	SANTA BARBARA AUDIOVISUAL BASEMENT EQUIPMENT PLAN
AVS06	AUDIOVISUAL SYSTEMS DRAWING SANTA BARBARA PLANNING COMMISSION HEARING ROOM	AV015	SANTA MARIA AUDIOVISUAL ADMINISTRATION BUILDING EQUIPMENT PLAN
AVS07	AUDIOVISUAL SYSTEMS DRAWING SANTA BARBARA CONFERENCE ROOM 405	AV101	SANTA BARBARA AUDIOVISUAL INFRASTRUCTURE HEARING ROOM DEMO PLAN
AVS08	AUDIOVISUAL SYSTEMS DRAWING SANTA MARIA HEARING ROOM 108	AV102	SANTA BARBARA AUDIOVISUAL INFRASTRUCTURE PLANNING COMMISSION HEARING ROOM DEMO PLAN
AVS09	AUDIOVISUAL SYSTEMS DRAWING SANTA MARIA HEARING ROOM 108	AV103	SANTA BARBARA AUDIOVISUAL INFRASTRUCTURE CONFERENCE ROOM 405 DEMO PLAN
AVS10	AUDIOVISUAL SYSTEMS DRAWING SANTA MARIA HEARING ROOM 108	AV105	SANTA MARIA AUDIOVISUAL INFRASTRUCTURE ADMINISTRATION BUILDING DEMO PLAN
AVS11	AUDIOVISUAL SYSTEMS DRAWING SANTA MARIA CONFERENCE ROOM	AV201	SANTA BARBARA AUDIOVISUAL INFRASTRUCTURE HEARING ROOM PLANS
		AV202	SANTA BARBARA AUDIOVISUAL INFRASTRUCTURE PLANNING COMMISSION HEARING ROOM PLANS
		AV203	SANTA BARBARA AUDIOVISUAL INFRASTRUCTURE CONFERENCE ROOM 405 PLANS
		AV204	SANTA BARBARA AUDIOVISUAL INFRASTRUCTURE BASEMENT PLANS
		AV205	SANTA BARBARA AUDIOVISUAL INFRASTRUCTURE ADMINISTRATION BUILDING FLOOR PLAN
		AV305	SANTA MARIA AUDIOVISUAL INFRASTRUCTURE ADMINISTRATION BUILDING REFLECTED CEILING PLAN
		AV501	AUDIOVISUAL INFRASTRUCTURE ROOM RISERS
		AV502	AUDIOVISUAL INFRASTRUCTURE ROOM RISERS
		AV503	AUDIOVISUAL INFRASTRUCTURE ROOM RISERS
		AV801	AUDIOVISUAL INFRASTRUCTURE DETAILS

CROSS-REFERENCE LEGEND	
ON SHEET REFERENCE	OFF SHEET REFERENCE
①	REFERENCE NUMBER → 2 SHEET NUMBER → 3123

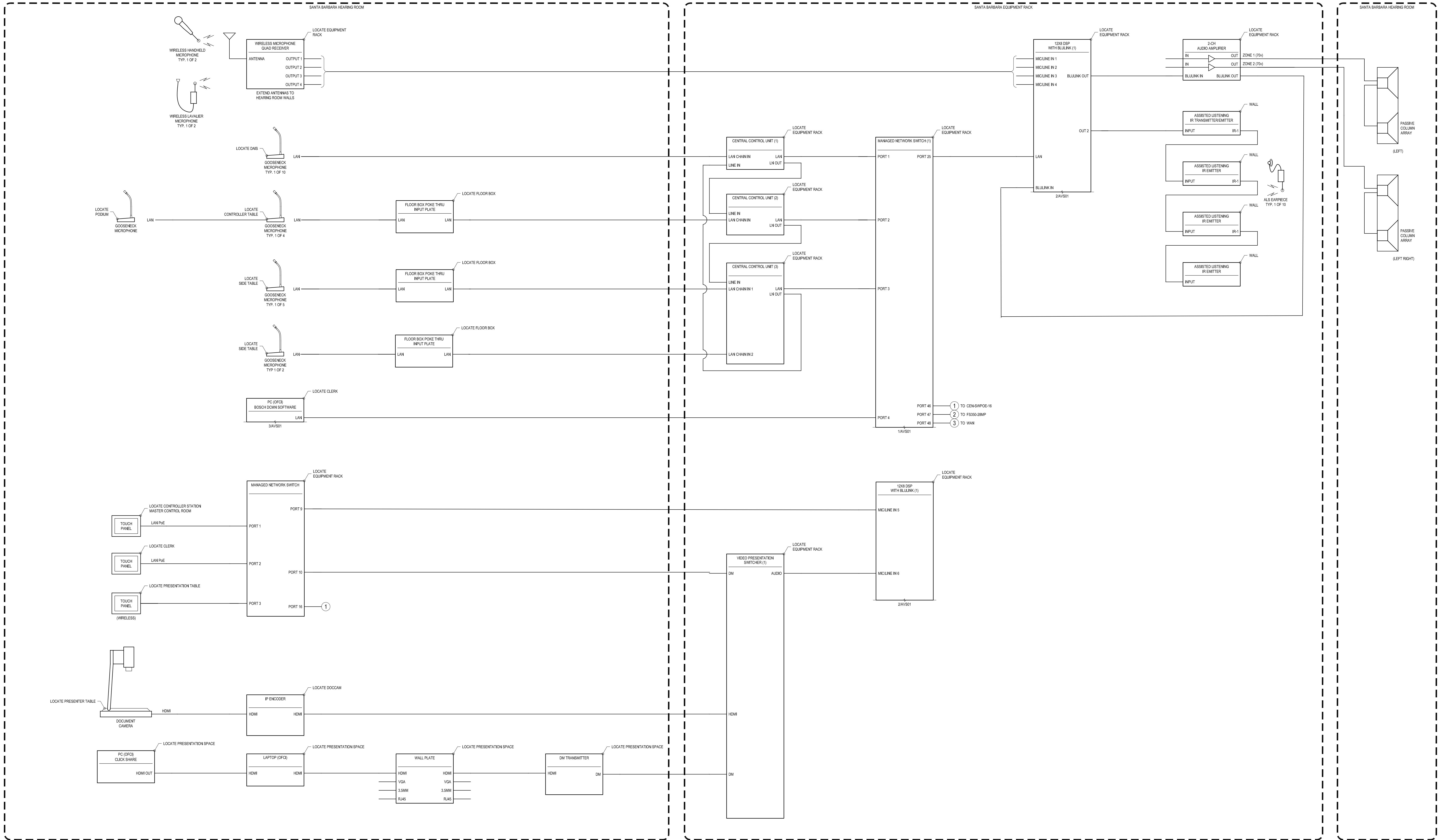
AUDIOVISUAL SYSTEMS
 COVER SHEET

COUNTY OF SANTA
 BARBARA CSBTv

Revisions		Project	Design
No.	Date	3123	KB
	12/30/19	Drawn	Approved
		KB	MA
		Scale	Date
		NTS	12/30/19
		Sheet	AVS00

**AUDIOVISUAL SYSTEMS
 DRAWING
 SANTA BARBARA
 HEARING ROOM 433**

**COUNTY OF SANTA
 BARBARA CSBTV**



1 SY01 - SANTA BARBARA HEARING ROOM
 AVS01 SCALE: NTS

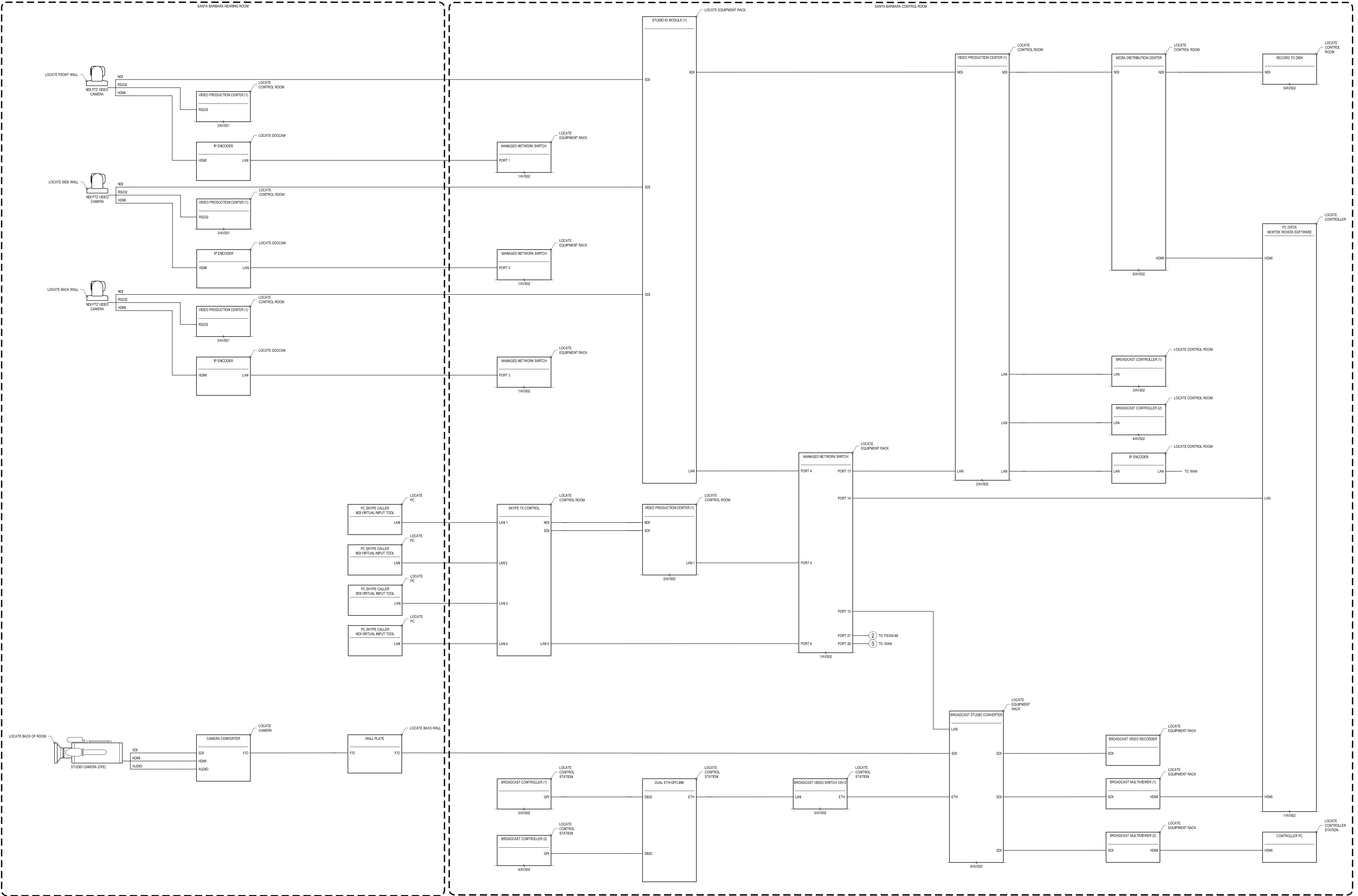
Revisions	
No.	Comments
12/30/19	100% CD AUDIO VISUAL SYSTEMS

Project	3123	Design	KB
Drawn	KB	Approved	MA
Scale	NTS	Date	12/30/19

Sheet AVS01

AUDIOVISUAL SYSTEMS
DRAWING
SANTA BARBARA
HEARING ROOM 433

COUNTY OF SANTA
BARBARA CSBTV

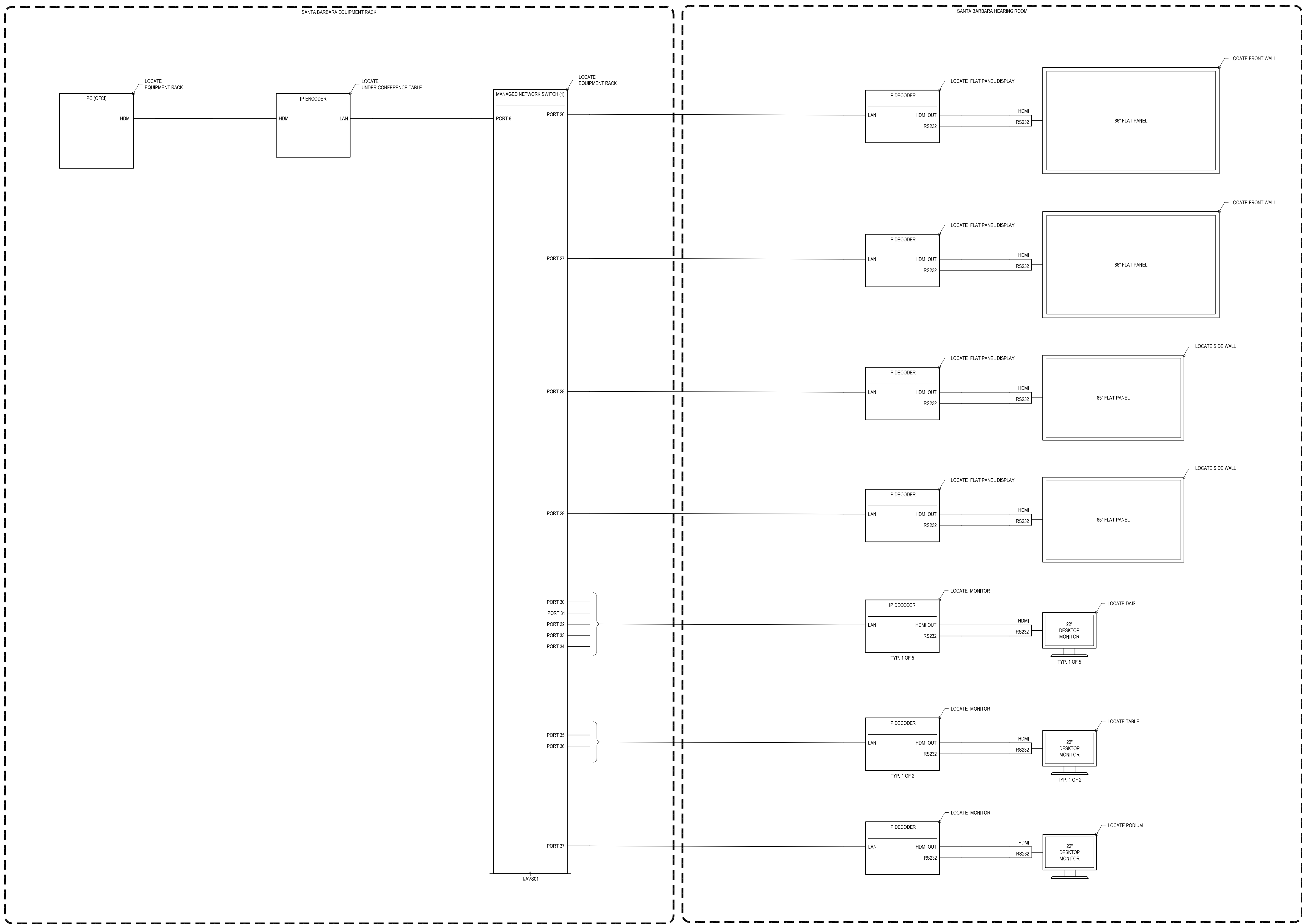


1 SY02 - SANTA BARBARA HEARING ROOM
 AVS02 SCALE: NTS

Revisions		Comments	
No.	Date	100% CD AUDIO VISUAL SYSTEMS	
	12/30/19		

Project	3123	Design	KB
Drawn	KB	Approved	MA
Scale	NTS	Date	12/30/19
Sheet			

AVS02



1 AVS03 SY03-SANTA BARBARA HEARING ROOM
SCALE: NTS

AUDIOVISUAL SYSTEMS
 DRAWING
 SANTA BARBARA
 HEARING ROOM 433

COUNTY OF SANTA
 BARBARA CSBTV

Revisions		Comments
No.	Date	
	12/30/19	100% CD AUDIO VISUAL SYSTEMS

Project	3123	Design	KB
Drawn	KB	Approved	MA
Scale	NTS	Date	12/30/19
Sheet	AVS03		

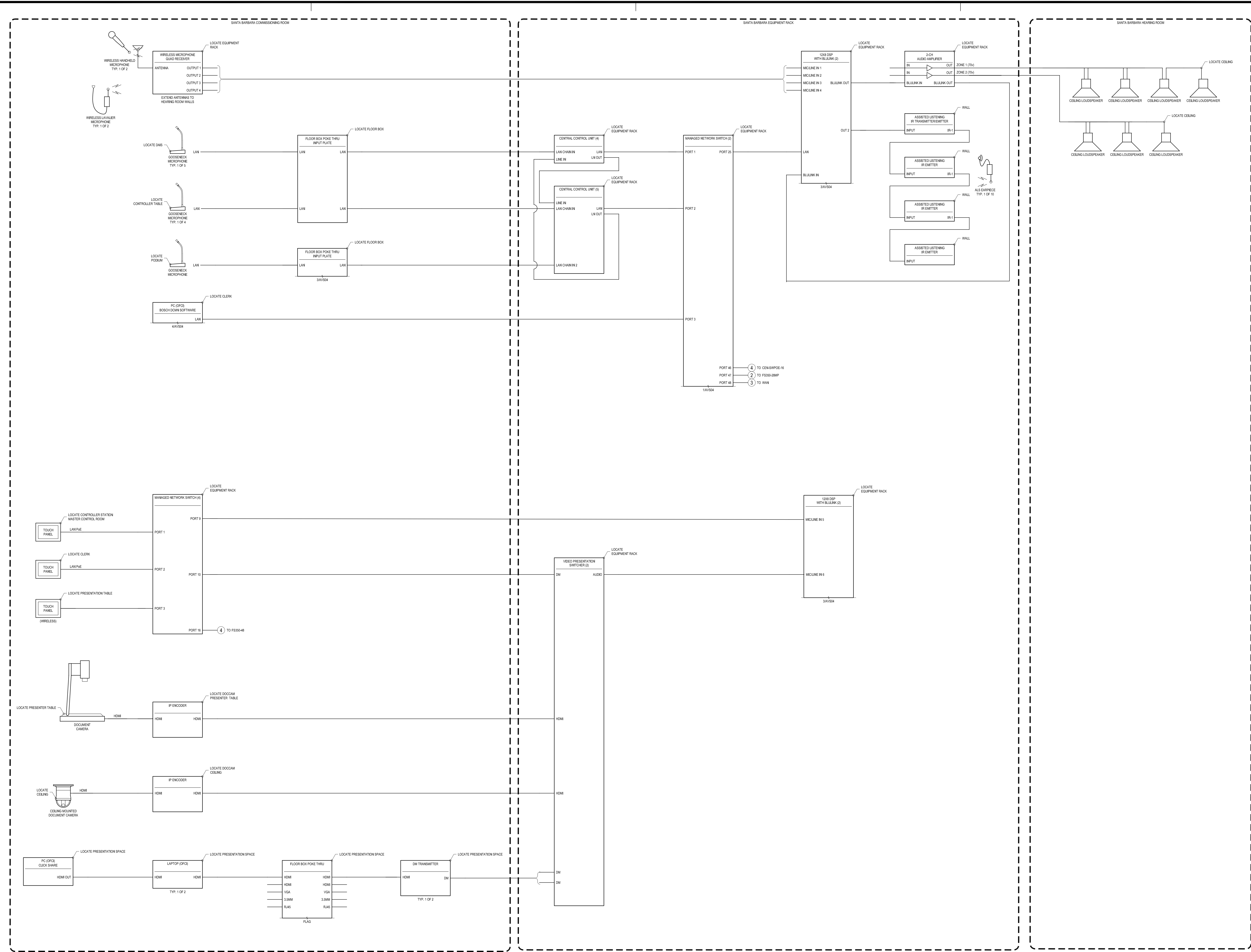
AUDIOVISUAL SYSTEMS
DRAWING
SANTA BARBARA
PLANNING COMMISSION
HEARING ROOM

COUNTY OF SANTA
BARBARA CSBTV

Revisions	Comments
No.	
Date	12/30/19
100% CD AUDIO VISUAL SYSTEMS	

Project	3123	Design	KB
Drawn	KB	Approved	MA
Scale	NTS	Date	12/30/19
Sheet			

AVS04



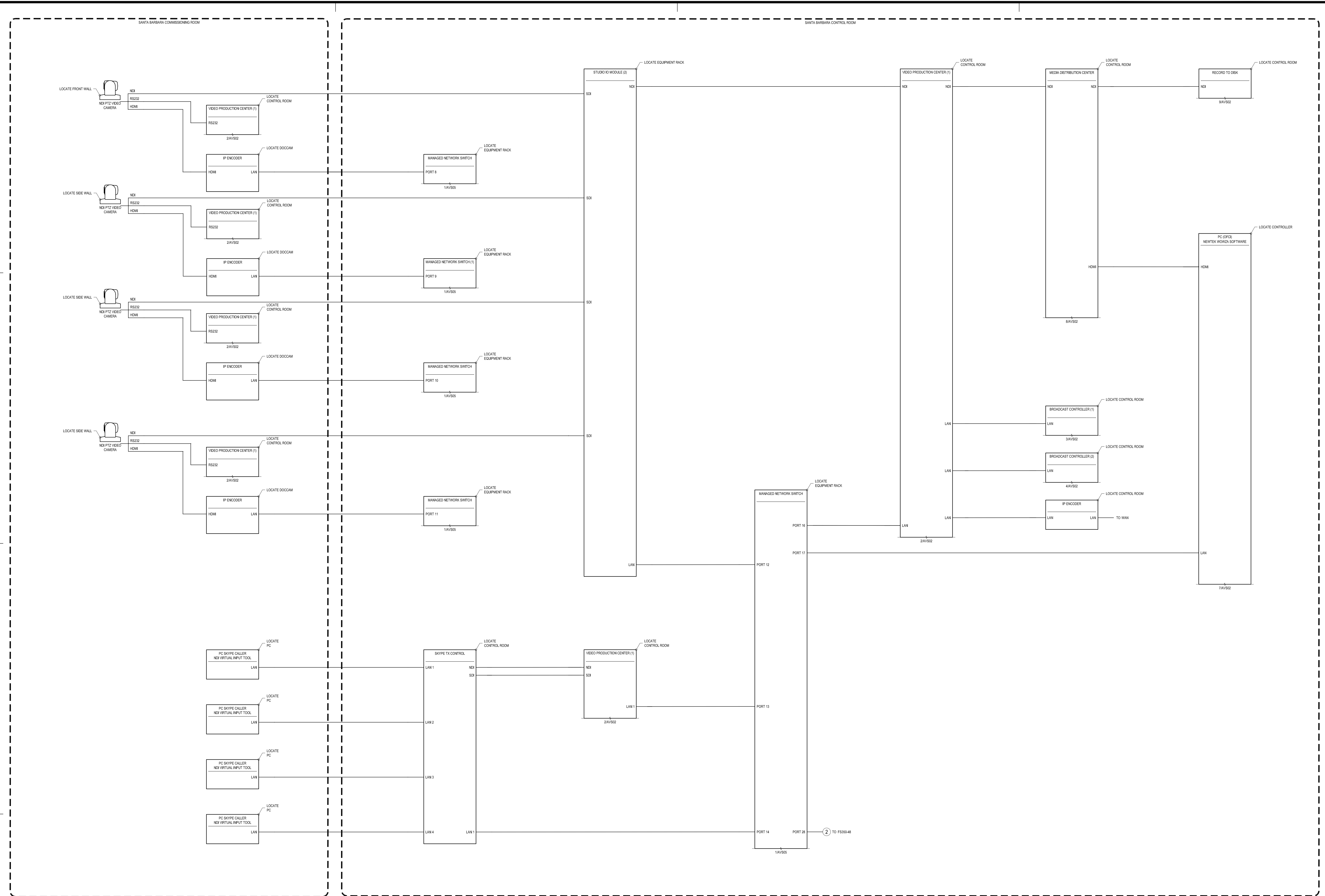
1 SY04 - SANTA BARBARA COMMISSIONING ROOM
 AVS04 SCALE: NTS

AUDIOVISUAL SYSTEMS
 DRAWING
 SANTA BARBARA
 PLANNING COMMISSION
 HEARING ROOM

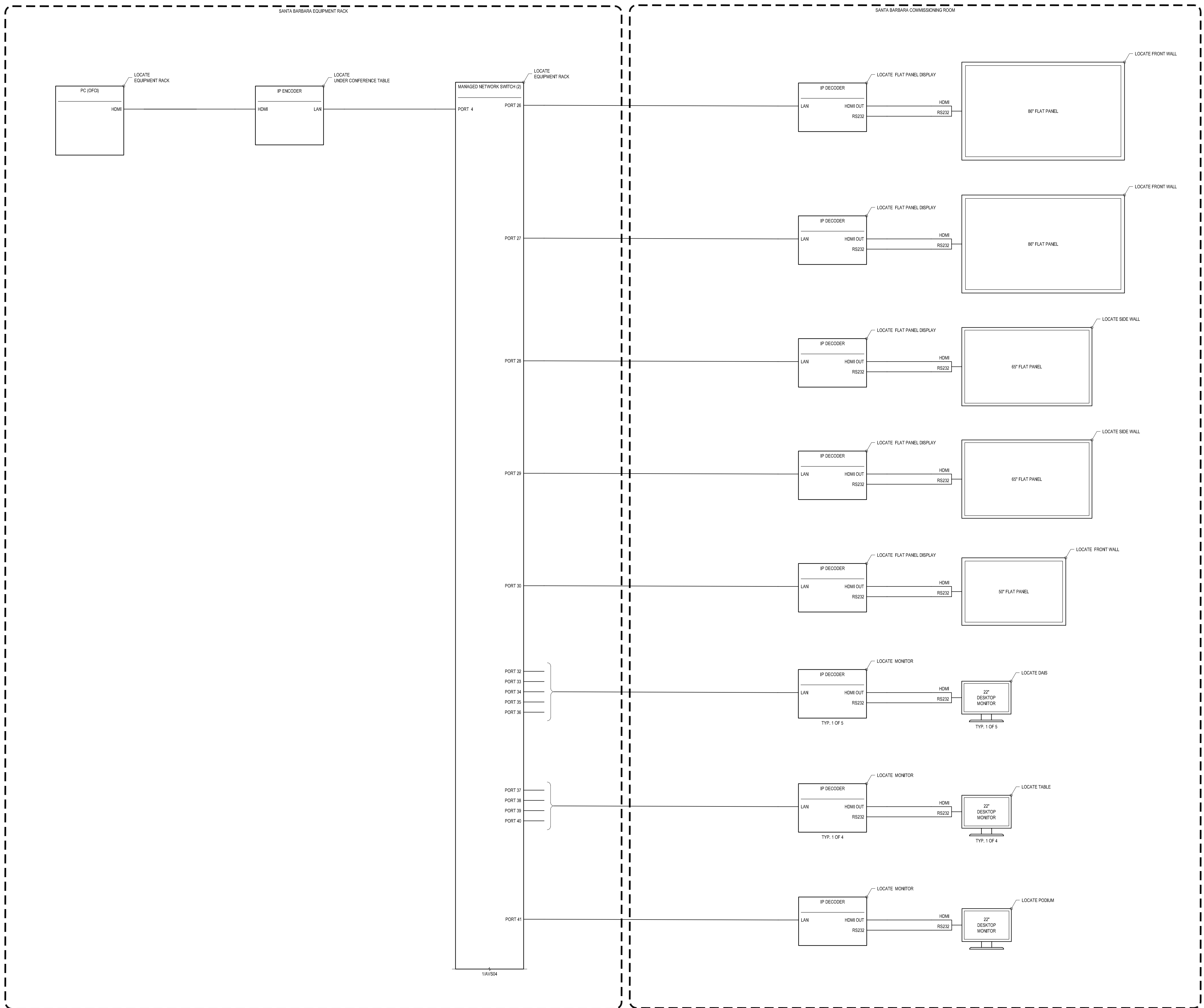
COUNTY OF SANTA
 BARBARA CSBTV

Revisions	No.	Date	Comments
	1	12/30/19	100% CD AUDIO VISUAL SYSTEMS

Project	3123	Design	KB
Drawn	KB	Approved	MA
Scale	NTS	Date	12/30/19
Sheet	AVS05		



1 SY05 - SANTA BARBARA COMMISSIONING ROOM
 AVS05 SCALE: NTS



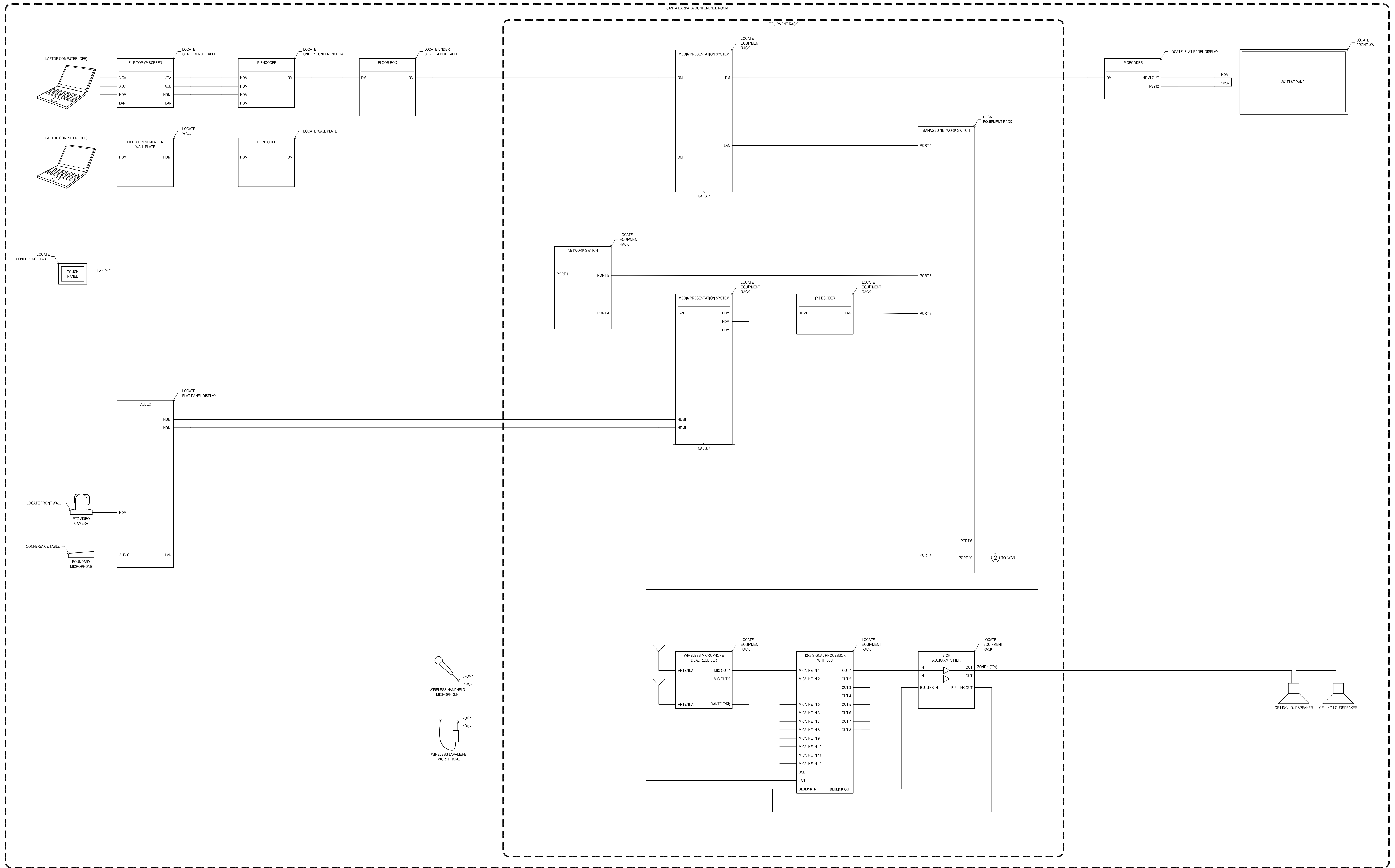
1 SY06 - SANTA BARBARA COMMISSIONING ROOM
 AVS06 SCALE: NTS

AUDIOVISUAL SYSTEMS
 DRAWING
 SANTA BARBARA
 PLANNING COMMISSION
 HEARING ROOM

**COUNTY OF SANTA
 BARBARA CSBTV**

Revisions		Comments	
No.	Date		
	12/30/19	100% CD AUDIO VISUAL SYSTEMS	

Project	3123	Design	KB
Drawn	KB	Approved	MA
Scale	NTS	Date	12/30/19
Sheet	AVS06		



AUDIOVISUAL SYSTEMS
 DRAWING
 SANTA BARBARA
 CONFERENCE ROOM 405

COUNTY OF SANTA BARBARA CSBTV

1 SY07 - SANTA BARBARA CONFERENCE ROOM
 AVS07 SCALE: NTS

Revisions	Comments
12/30/19	100% CD AUDIO VISUAL SYSTEMS

Project	3123	Design	KB
Drawn	KB	Approved	MA
Scale	NTS	Date	12/30/19

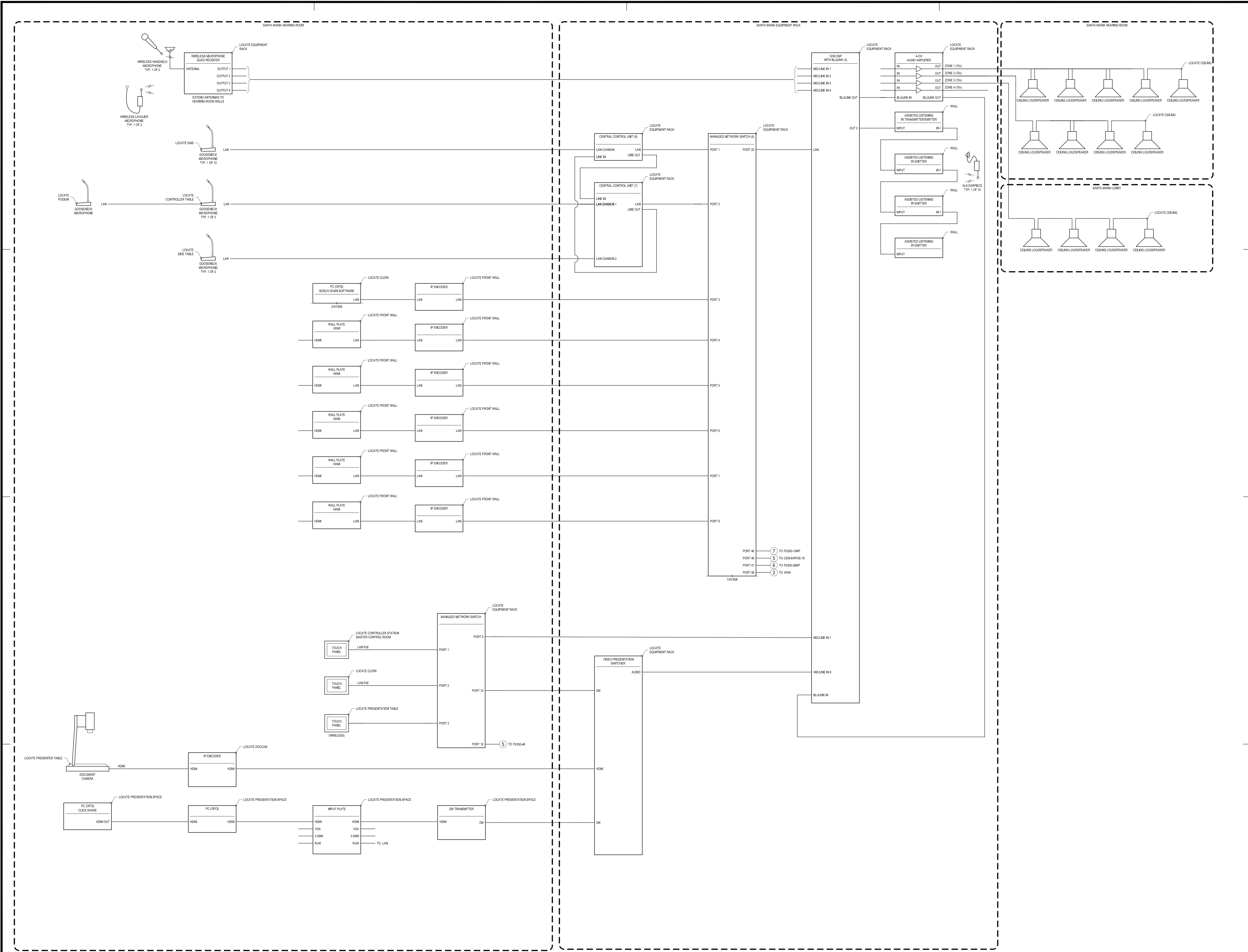
AUDIOVISUAL SYSTEMS
 DRAWING
 SANTA MARIA
 HEARING ROOM 108

COUNTY OF SANTA BARBARA CSBTV

Revisions	Comments
No.	
Date	12/30/19
100% CD AUDIO VISUAL SYSTEMS	

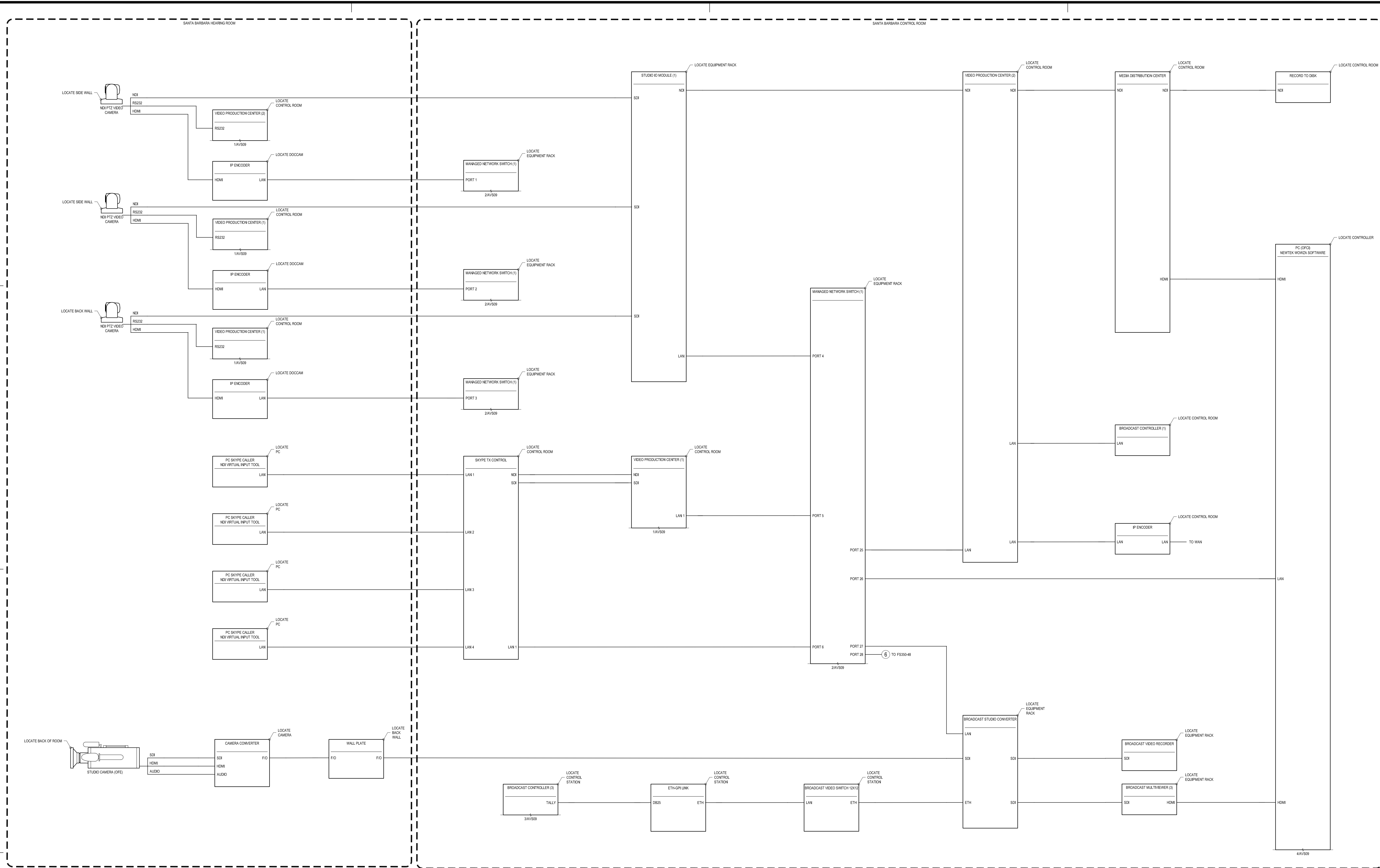
Project	3123	Design	KB
Drawn	KB	Approved	MA
Scale	NTS	Date	12/30/19
Sheet			

AVS08



AUDIOVISUAL SYSTEMS
DRAWING
SANTA MARIA
HEARING ROOM 108

COUNTY OF SANTA
BARBARA CSBTV



1 SY09 - SANTA MARIS HEARING ROOM
 AVS09 SCALE: NTS

Revisions		Comments
No.	Date	12/30/19 100% CD AUDIO VISUAL SYSTEMS

Project	3123	Design	KB
Drawn	KB	Approved	MA
Scale	NTS	Date	12/30/19
Sheet	AVS09		

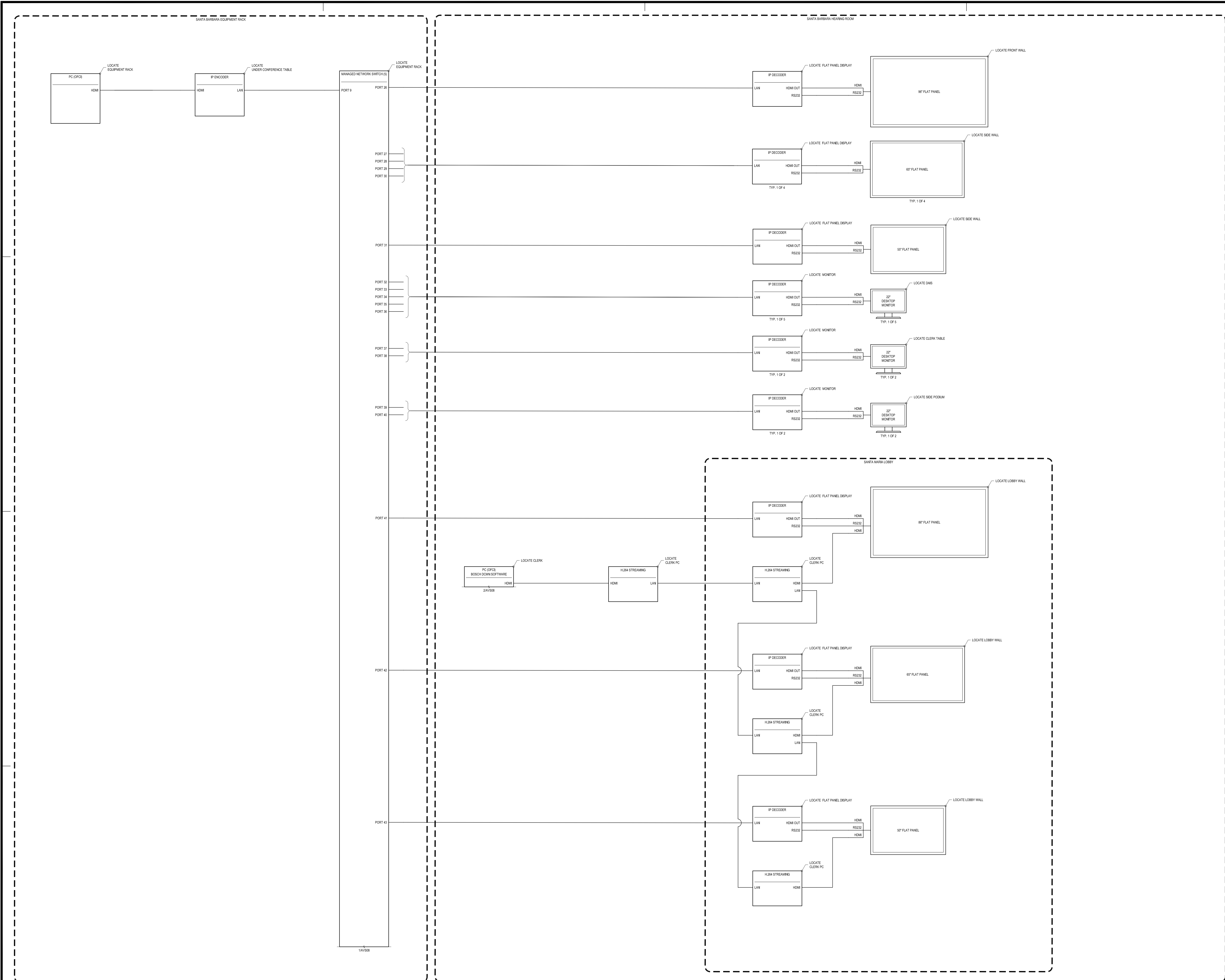
**AUDIOVISUAL SYSTEMS
 DRAWING
 SANTA MARIA
 HEARING ROOM 108**

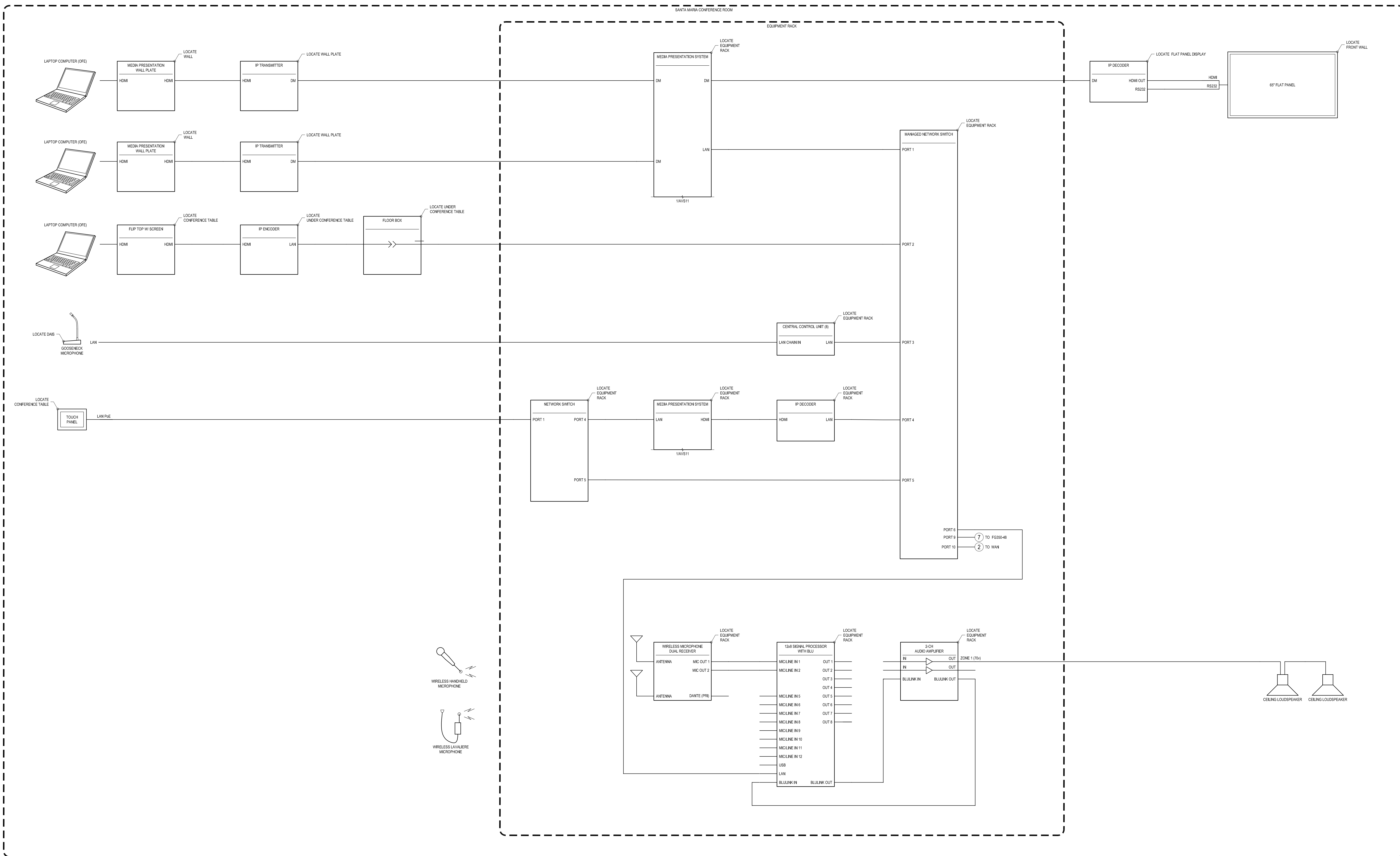
**COUNTY OF SANTA
 BARBARA CSBT**

No.	Date	Comments
1	12/30/19	100% CD AUDIO VISUAL SYSTEMS

Project	3123	Design	KB
Drawn	KB	Approved	MA
Scale	NTS	Date	12/30/19

Sheet
AVS10





1 AVS11 SY11 - SANTA MARIA CONFERENCE ROOM
SCALE: NTS

AUDIOVISUAL SYSTEMS
 DRAWING
 SANTA MARIA
 CONFERENCE ROOM

COUNTY OF SANTA BARBARA CSBTV

Revisions		Comments
No.	Date	12/30/19
100% CD AUDIO VISUAL SYSTEMS		
Project	3123	Design
Design	KB	KB
Drawn	KB	Approved
Scale	MA	MA
Scale	NTS	Date
Sheet	12/30/19	

LUMINAIRE LEGEND

TYPE	DESCRIPTION	MOUNTING	LUMENS	SYSTEM WATTS	DIMMING	VOLTS	MANUFACTURER / CATALOG NUMBER	NOTES
LP1	LED LINEAR SUSPENDED - 47% DIRECT / 53% INDIRECT	PENDANT	1125 / FT	10W / FT	0-10V TO 1%	277	FOCAL POINT / FV4LS-RB-1125LF-3500K-1C-UNV-L11-C48-WH-LENGTHS VARY	VERIFY FIXTURE RUN LENGTHS AND CIRCUITING / ZONING PRIOR TO ORDERING
LP2	LED T5 REPLACEMENT TUBE - TYPE C - 4'	PENDANT	3200	26W	0-10V	277	GREEN CREATIVE / 98322 - 22T5HO4F835/EXT	PROVIDE (1) DRIVER FOR EVERY 2-LAMP LUMINAIRE - TYPE: GREEN CREATIVE / 98261 - 24T5HODRIVER/2CH
LR1	LED RECESSED 6" DOWNLIGHT - RETROFIT	RECESSED	2400	31W	0-10V TO 0.1%	277	RAYON LIGHTING / RVC6-24L-35-UNV-EDIO LOG - 50-6RW-6TW-AC	-
LR2	LED WALL WASHER - RETROFIT	RECESSED	4100	35W	0-10V TO 0.1%	277	CONTECH / R6WRM-3-35K-27-D8-P-FA-19-FA-54	-
LR3	LED 3" ROUND ADJUSTABLE ACCENT - RETROFIT	RECESSED	1000	21W	0-10V TO 1%	277	EDISON PRICE LIGHTING / PST-XTS-3AA-14D-DMV-L13V-277-30K-AP3-TF	-
-	-	-	-	-	-	-	-	-
LR5	LED 6" SQUARE RECESSED - PoE	RECESSED	4000	37W	NETWORK	48	H E WILLIAMS / 6PS-P40-8-35-NODE-L-M-OF-WH-R	PROVIDE CONTROL PoE NODE TYPES AND QUANTITIES AS REQUIRED
LR6	LED 2" SQUARE ADJUSTABLE - PoE	RECESSED	1200	17W	NETWORK	48	H E WILLIAMS / 2DS-F-A-P12C-8-35-W-WH	PROVIDE CONTROL PoE NODE TYPES AND QUANTITIES AS REQUIRED
LR7	LED 2' X 4' TROFFER - RETROFIT	RECESSED	6000	35W	0-10V	277	LA LIGHTING / RGP520-6-HE-4L-FRA-DRDM-UNV-2-835	-
LR8	LED 2' X 2' TROFFER - RETROFIT	RECESSED	4000	30W	0-10V	277	LA LIGHTING / RGP520-4-HE-2L-FRA-DRDM-UNV-3-835	-
LR9	LED 4' LINEAR RECESSED	RECESSED	875 / FT	9W / FT	0-10V	277	FOCAL POINT / FAV6L-SR-875LF-35K-1C-UNV-L11-G1-WH-4'	-
LR10	LED VIDEOCONFERENCING FIXTURE	RECESSED	4500	32W	0-10V	277	BRIGHTLINE / FLXT-1-A-35-F-I-MM	-
LS1	LED COVE LIGHT - HIGH OUTPUT	SURFACE	780 / FT	8.8W / FT	0-10V	277	OPTIC ARTS / FLEXDC-40-30-24-88-FLC2-XX-Y + CH-MD-LS-SF-SS-FL-CF-MC	FIELD-VERIFY ALL RUN LENGTHS. PROVIDE DRIVERS AND ACCESSORIES AS REQUIRED.
LT1-4' (#)	LED TRACK LIGHTING - 4' TRACK SECTION - # = TRACK HEAD QTY	SURFACE	1235 / HEAD	13W / HEAD	0-10V	277	TIMES SQUARE LIGHTING / E-SERIES SPECIFICATION 277V TRACK W/ DATA BUS + CXT13-83-35-W-277-20-010	-
LN1	LED REPLACEMENT LAMP - MR16	PENDANT	-	-	-	277	TBD	PROVIDE (1) REPLACEMENT LAMP FOR EACH (E)LUMINAIRE - ENSURE COMPATIBILITY W/ (E)DIMMER
LN2	LED REPLACEMENT LAMP - TLED	SURFACE	-	-	-	277	TBD	PROVIDE (1) REPLACEMENT LAMP FOR EACH (E)LUMINAIRE

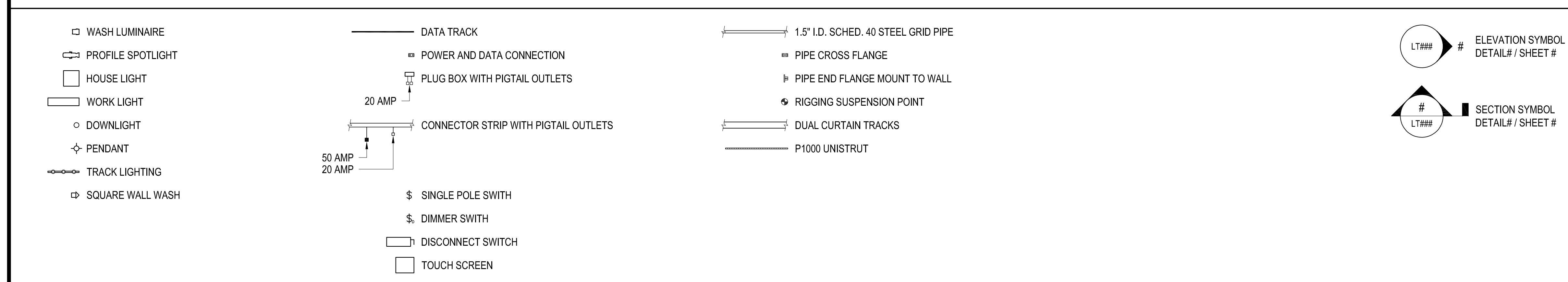
LIGHTING CONTROLS LEGEND

TYPE	DESCRIPTION	MOUNTING	MANUFACTURER / CATALOG NUMBER	NOTES
PP#	LIGHTING CONTROL POWER / RELAY PANEL	WALL	ECHOFLEX / ELAHO RELAY PANEL W/ INTEGRAL TIMELOCK + NETWORK INTERFACE	-
LC1, LC2	LIGHTING CONTROL WIRELESS INTERFACE	WALL	ECHOFLEX / ELAHO TO ECHOFLEX INTERFACE - DIN RAIL MOUNT IN NEMA 1 ENCLOSURE	REFER TO LIGHTING CONTROL DIAGRAMS ON SHEETS LT501 AND LT502 FOR MORE INFORMATION
PSE	LIGHTING CONTROL PoE POWER SOURCING EQUIPMENT	WALL	VERTICAL PANEL MOUNT EIA 19" RACK	REFER TO LIGHTING CONTROL DIAGRAMS ON SHEET LT501 FOR MORE INFORMATION
GW	LIGHTING CONTROL PoE GATEWAY	WALL	VERTICAL PANEL MOUNT EIA 19" RACK	REFER TO LIGHTING CONTROL DIAGRAMS ON SHEET LT501 FOR MORE INFORMATION
DM1	DIMMING MODULE - 0-10V - WIRELESS	CEILING	ECHOFLEX / ELED1	-
CS1-#	LIGHTING CONTROL PRESET STATION - 2 BUTTON	WALL	ECHOFLEX / ELAHO INSPIRE E1002	-
CS2-#	LIGHTING CONTROL PRESET STATION - 4 BUTTON + FADER	WALL	ECHOFLEX / ELAHO INSPIRE E1104	-
CS3-#	LIGHTING CONTROL BUTTON STATION PoE - 2 BUTTON	WALL	LEVITON / RLVSW-2LW	-
CS4-#	LIGHTING CONTROL BUTTON STATION PoE - 4 BUTTON	WALL	LEVITON / RLVSW-4LW	-
CS5-#	LIGHTING CONTROL SWITCH - ON/OFF/DIMMING - WIRELESS - 2 ZONE	WALL	ECHOFLEX / PTM365	-
CS6-#	LIGHTING CONTROL SWITCH - ON/OFF/DIMMING - WIRELESS - 1 ZONE	WALL	ECHOFLEX / ETRH1U-W	-
TS-#	LIGHTING CONTROL TOUCHSCREEN	WALL	ECHOFLEX / ELAHO TOUCH CONTROLLER ETS	-

GENERAL NOTES

- THE LIGHTING PACKAGE IS PRESENTED THROUGH THE COMBINED MEANS OF LIGHTING LAYOUTS, FIXTURE SCHEDULE AND FIXTURE DATA SHEETS. ELECTRICAL CONTRACTOR IS RESPONSIBLE FOR OBTAINING ALL PERTINENT INFORMATION FROM THE CUMULATIVE LIGHTING PACKAGE TO CORRECTLY COORDINATE, ACQUIRE, AND INSTALL EQUIPMENT ON THIS PROJECT. ONLY THE SPECIFIED FIXTURES, LAMPS, AND AUXILIARY EQUIPMENT REQUIRED TO PROPERLY INSTALL THESE FIXTURES SHALL BE USED.
- CONFIRM THAT ALL FIXTURES ARE COMPATIBLE WITH THE CONSTRUCTION INTO WHICH THEY ARE INSTALLED PRIOR TO ORDERING FIXTURES. ELECTRICAL CONTRACTOR TO ADVISE LIGHTING DESIGNER OF CONDITIONS IN FIELD THAT CONFLICT WITH MOUNTING INSTRUCTIONS OR DESIGN INTENT AND AWAIT CLARIFICATION PRIOR TO PROCEEDING WITH INSTALLATION.
- INSTALL LIGHTING FIXTURES AT LOCATIONS AND HEIGHTS SHOWN. IN ACCORDANCE WITH FIXTURE MANUFACTURER'S WRITTEN INSTRUCTIONS, APPLICABLE REQUIREMENTS AND STANDARDS, AND WITHIN RECOGNIZED INDUSTRY PRACTICES. FOR WALL MOUNTED FIXTURES THE AFF DIMENSIONS ARE FROM THE FINISHED FLOOR TO THE CENTER OF THE FIXTURE UNLESS OTHERWISE SPECIFIED. FOR CEILING MOUNTED FIXTURES THE AFF DIMENSIONS ARE FROM THE FINISHED FLOOR TO THE BOTTOM OF THE FIXTURE UNLESS OTHERWISE SPECIFIED. FASTEN LIGHTING FIXTURES SECURELY TO STRUCTURAL SUPPORTS TO ENSURE THAT INSTALLED FIXTURES ARE PLUMB AND/OR LEVEL UNLESS OTHERWISE SPECIFIED. THAT VIBRATION AND TRANSFORMER/BALLAST NOISE IS MINIMIZED AND THAT NO LIGHT LEAKS EXIST.
- LIGHTING FIXTURES SHALL BE DELIVERED, STORED, AND HANDLED SUCH THAT THEY ARE PROTECTED FROM PHYSICAL DAMAGE. DO NOT INSTALL DAMAGED FIXTURES OR COMPONENTS; REMOVE DAMAGED FIXTURE UNITS FROM THE SITE AND REPLACE WITH NEW, AT NO ADDITIONAL EXPENSE TO THE OWNER.
- THE CONTRACTOR IS RESPONSIBLE FOR PROVIDING AND PROPERLY COORDINATING THE WORK OF ALL SUBCONTRACTORS REQUIRED TO COMPLETE THE LIGHTING AND CONTROL SYSTEMS ON THE PROJECT. THIS WORK WILL INCLUDE ALL PATCHING, REPAIRING, PAINTING AND CLEANING AS NECESSARY FOR A COMPLETE AND FINISHED JOB AS JUDGED BY THE OWNER AND OR LIGHTING DESIGNER.
- ALL DIMENSIONS ARE SHOWN FOR REFERENCE ONLY. WHERE SPECIFIC DIMENSIONS ARE NOT SHOWN, FIXTURE SHALL BE LOCATED AS DIRECTED BY THE LIGHTING DESIGNER. WHERE FIXTURES ARE DIMENSIONED OFF OF FURNITURE LOCATIONS, CONFIRM EXACT LOCATION OF FURNITURE PIECE WITH ARCHITECT IN FIELD.
- AT THE COMPLETION OF CONSTRUCTION, REPLACE ALL BURNED-OUT OR INOPERATIVE LAMPS AND BALLASTS IN ALL FIXTURES PRIOR TO OWNER TAKING OCCUPANCY OF THE SPACE. CLEAN ALL LENSES AND REFLECTORS OF ALL LIGHTING FIXTURES TO REMOVE ANY FINGERPRINTS, DIRT, OR FILM FOREIGN TO THE FIXTURE. DAMAGED OR UNSATISFACTORY FIXTURES SHALL BE REPLACED BY THE CONTRACTOR AT NO ADDITIONAL EXPENSE TO OWNER.

LIGHTING SYSTEMS SYMBOLS LEGEND



THE SEXTANT GROUP, INC.
11301 WEST OLYMPIC BLVD
SUITE 348
LOS ANGELES, CA 90064
213.412.4870

AV - LIGHTING CONSULTANT

TECHNICAL LIGHTING
LEGEND NOTES SYMBOLS
AND SCHEDULES

COUNTY OF SANTA
BARBARA CSBTV

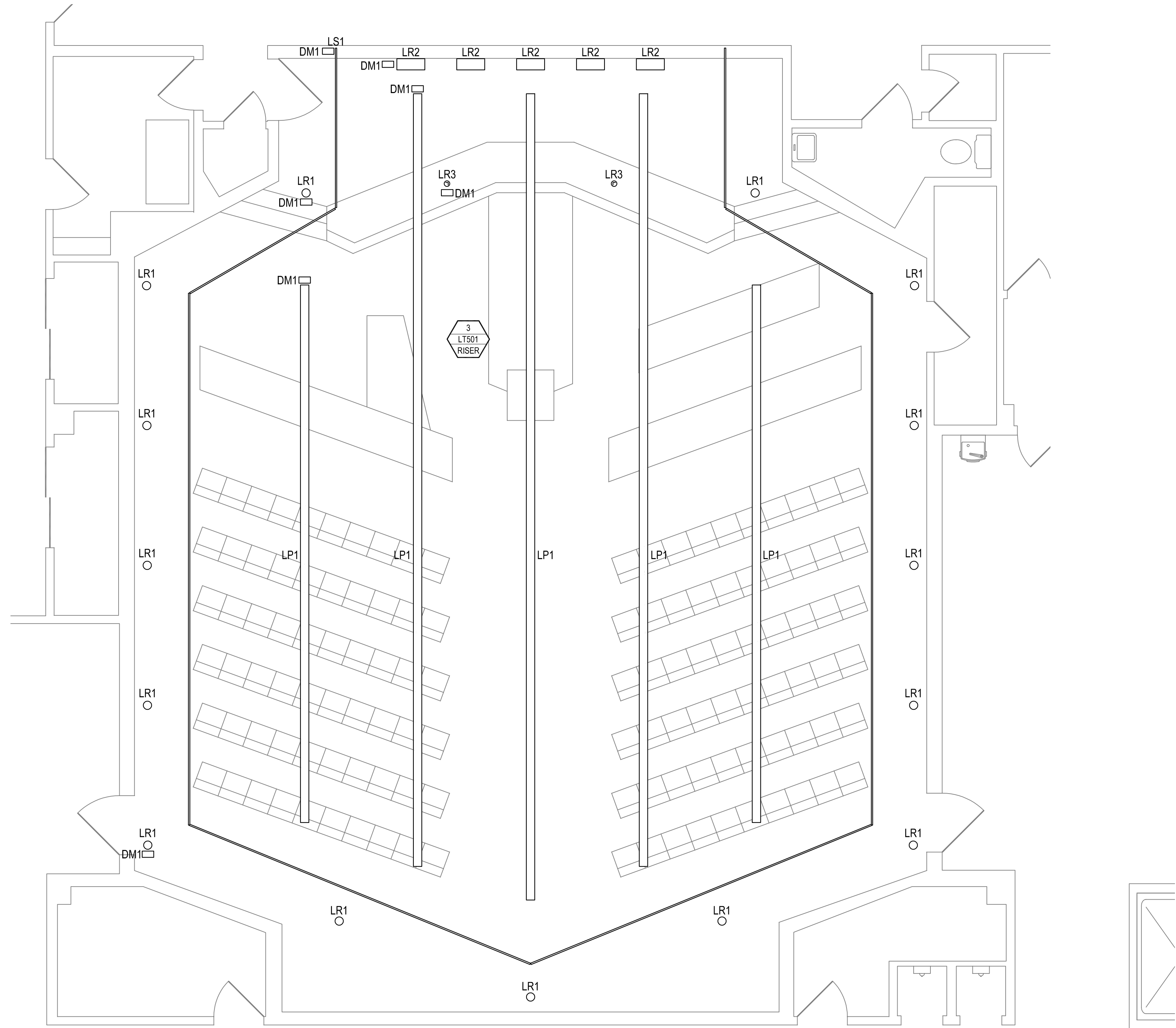
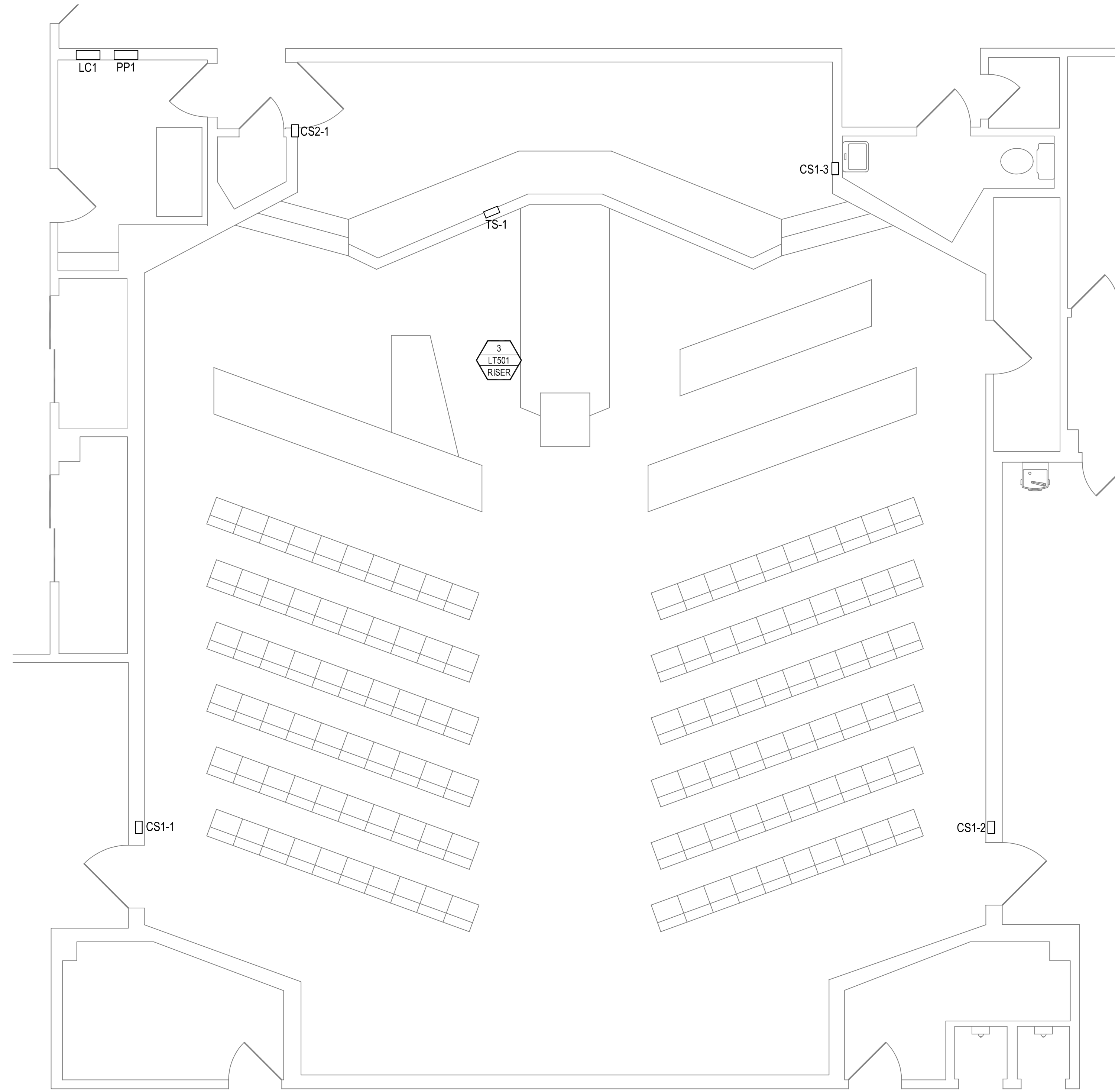
No.	Date	Comments
	06/25/19	100% DD
	08/02/19	50% CD
	09/16/19	80% CD
	12/30/19	100% CD

Project	3123	Design	NR / SC
Drawn	SC	Approved	NR
Scale	NTS	Date	12/30/19

Sheet
LT001

**SANTA BARBARA
 TECHNICAL LIGHTING
 HEARING ROOM
 PLANS**

**COUNTY OF SANTA
 BARBARA CSBTV**



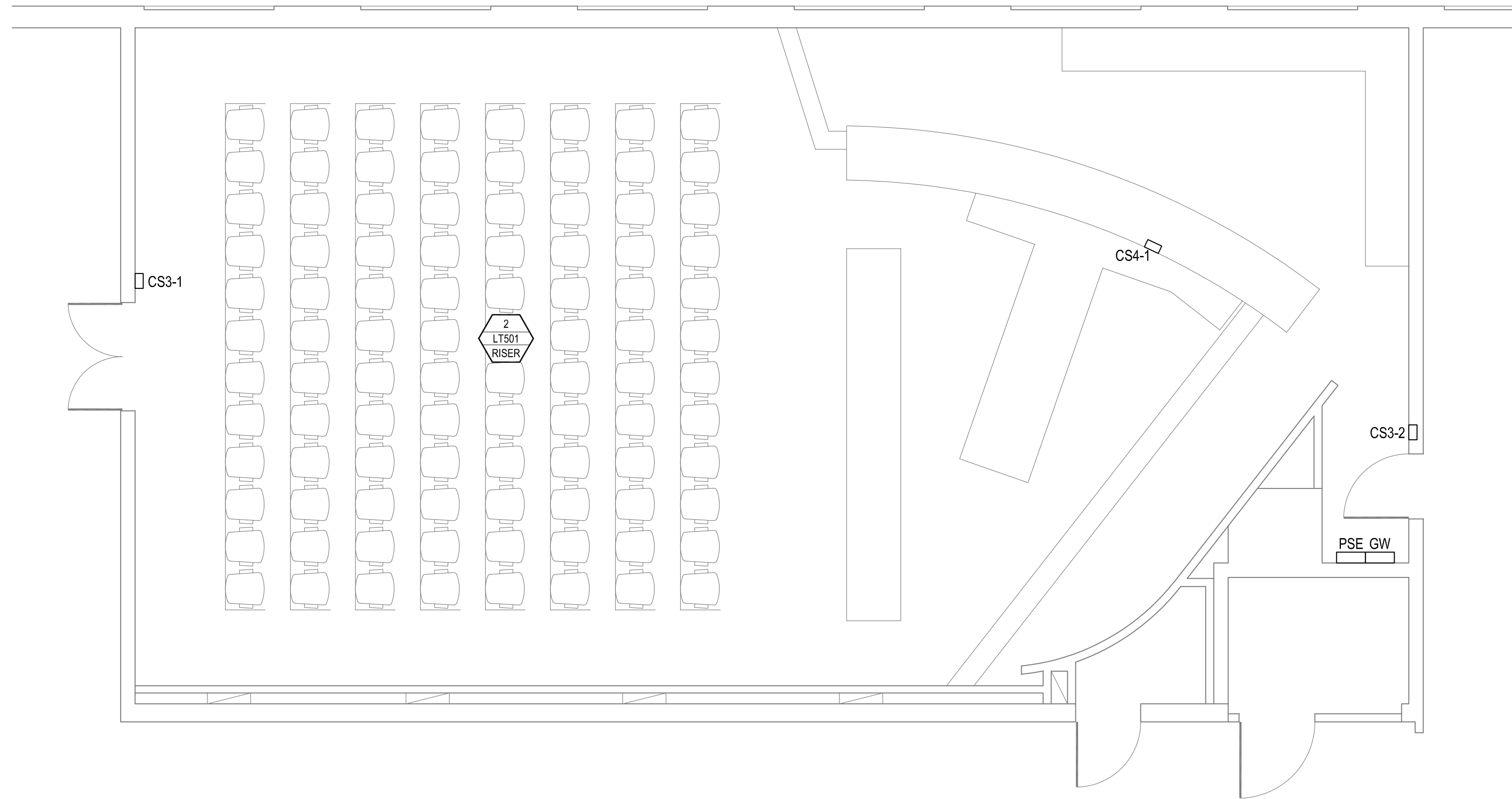
1 TECHNICAL LIGHTING HEARING ROOM FLOOR PLAN
 LT201 SCALE: 1/4"=1'-0"

2 TECHNICAL LIGHTING HEARING ROOM REFLECTED CEILING PLAN
 LT201 SCALE: 1/4"=1'-0"

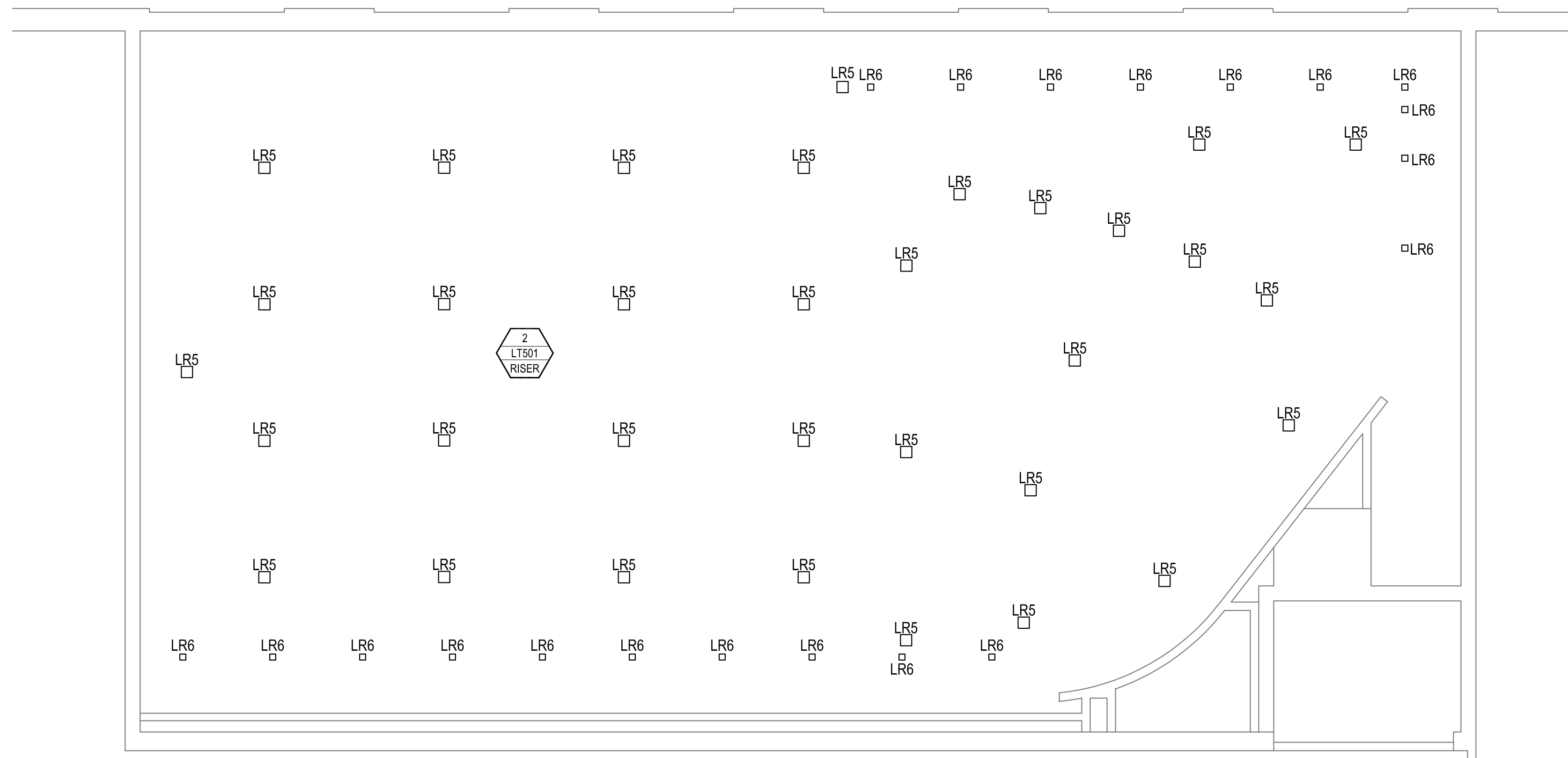
No.	Date	Comments
	06/25/19	100% DD
	08/02/19	50% CD
	09/16/19	90% CD
	12/30/19	100% CD

Project	3123	Design	NR / SC
Drawn	SC	Approved	NR
Scale	1/4"=1'-0"	Date	12/30/19

Sheet **LT201**



1 TECHNICAL LIGHTING PLANNING COMMISSION HEARING ROOM FLOOR PLAN
 LT202 SCALE: 1/4"=1'-0"



2 TECHNICAL LIGHTING PLANNING COMMISSION HEARING ROOM REFLECTED CEILING PLAN
 LT202 SCALE: 1/4"=1'-0"

SANTA BARBARA
 TECHNICAL LIGHTING
 PLANNING COMMISSION HEARING ROOM
 PLANS

COUNTY OF SANTA
 BARBARA CSBTV

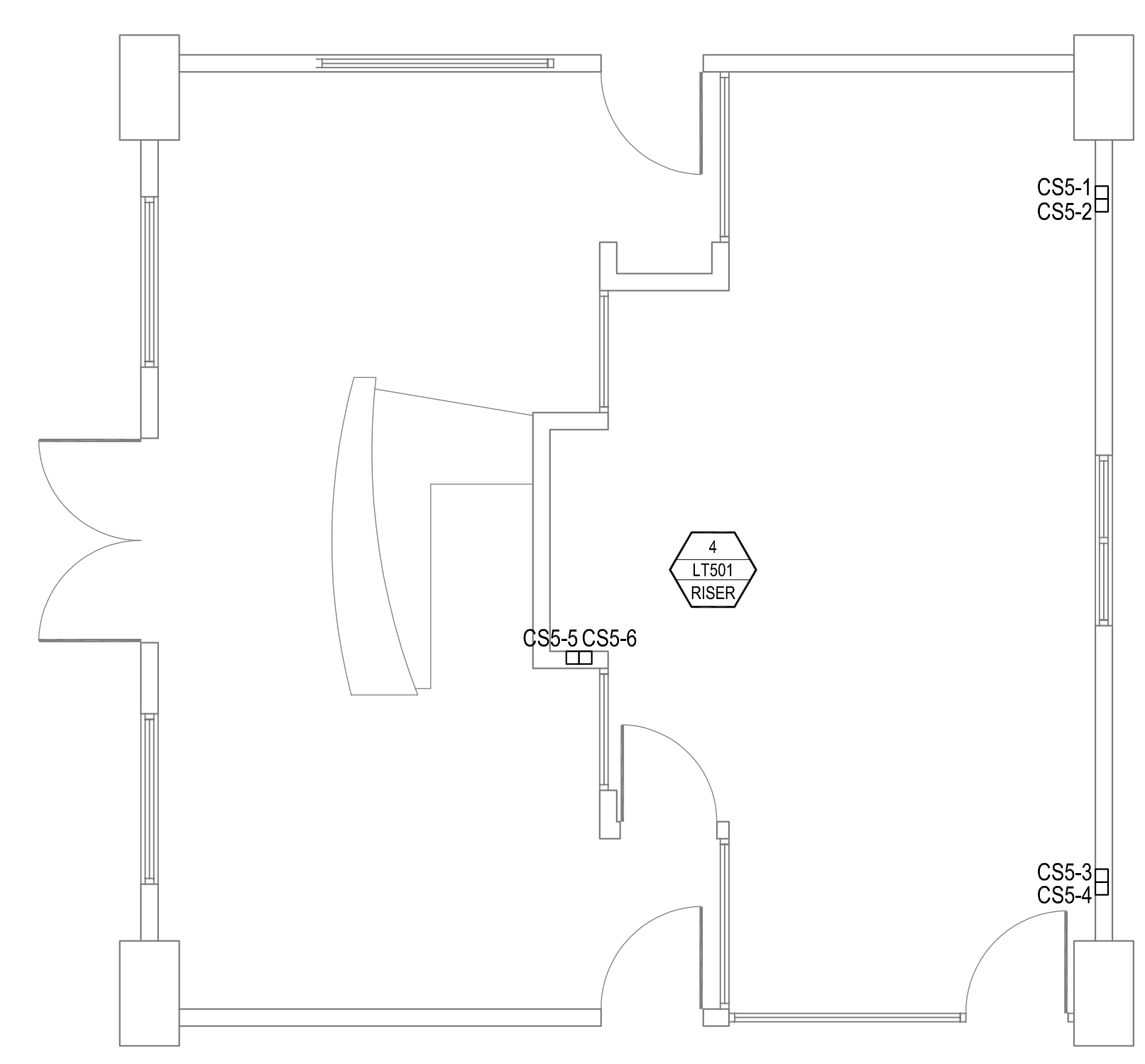
No.	Date	Comments
	06/25/19	100% DD
	08/02/19	50% CD
	09/16/19	90% CD
	12/30/19	100% CD

Project	3123	Design	NR / SC
Drawn	SC	Approved	NR
Scale	1/4"=1'-0"	Date	12/30/19

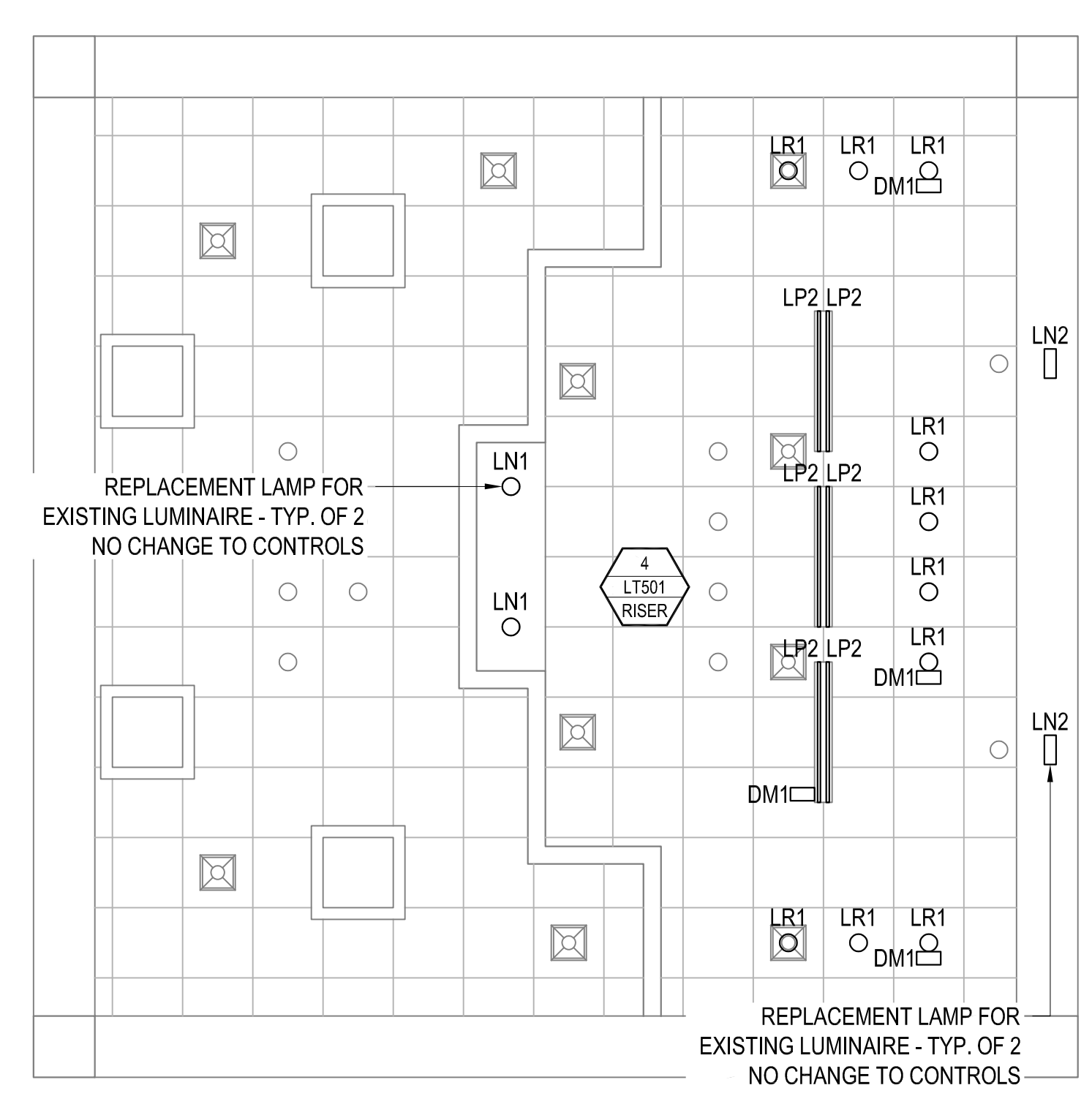
Sheet
 LT202

**SANTA BARBARA
 TECHNICAL LIGHTING
 CONFERENCE ROOM 405
 PLANS**

**COUNTY OF SANTA
 BARBARA CSBTV**



1 TECHNICAL LIGHTING CONFERENCE ROOM 405 FLOOR PLAN
 LT203 SCALE: 1/4"=1'-0"



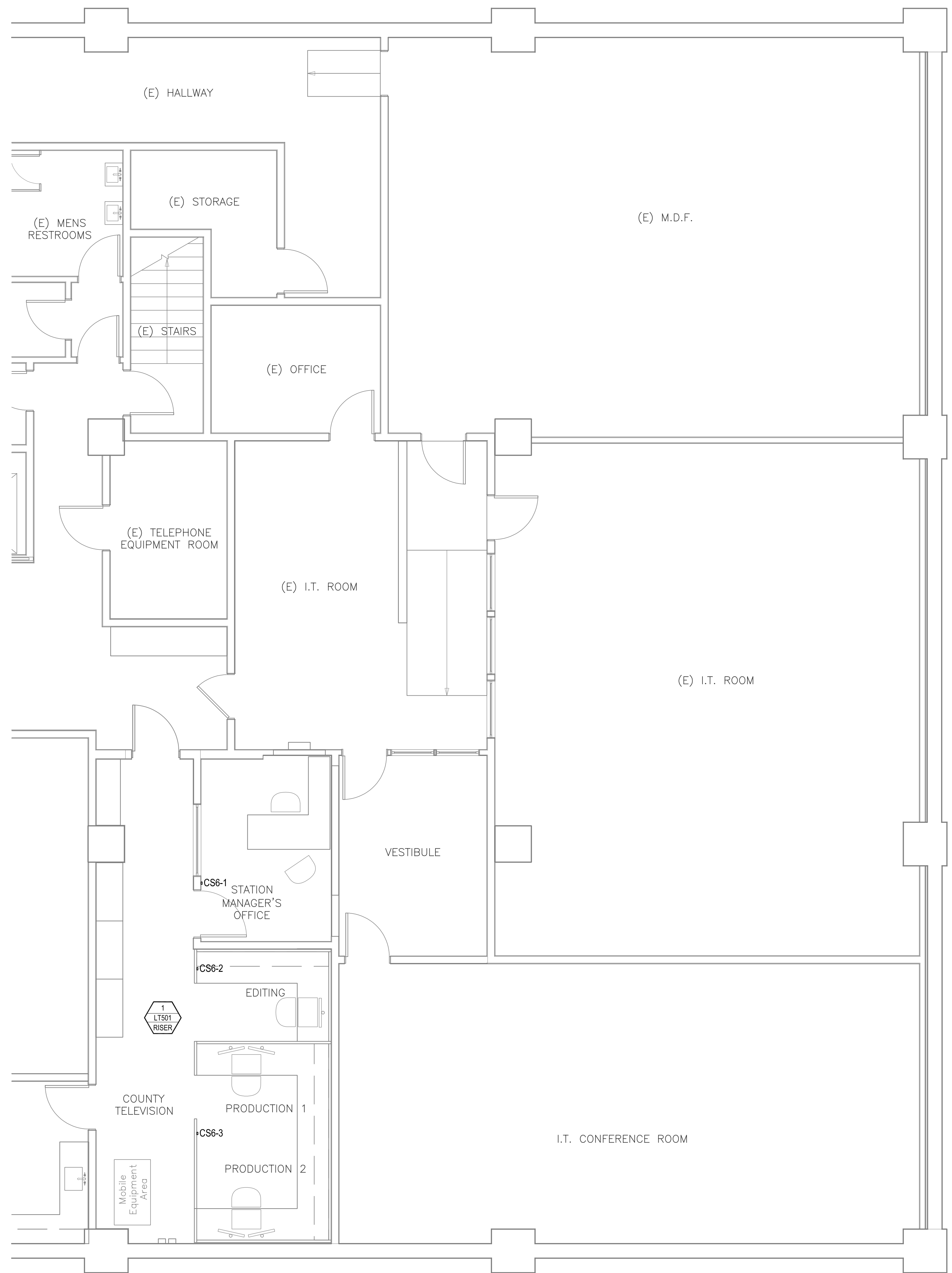
2 TECHNICAL LIGHTING CONFERENCE ROOM 405 REFLECTED CEILING PLAN
 LT203 SCALE: 1/4"=1'-0"

Revisions		Comments	
No.	Date		
	06/25/19	100% DD	
	08/02/19	50% CD	
	09/16/19	90% CD	
	12/30/19	100% CD	

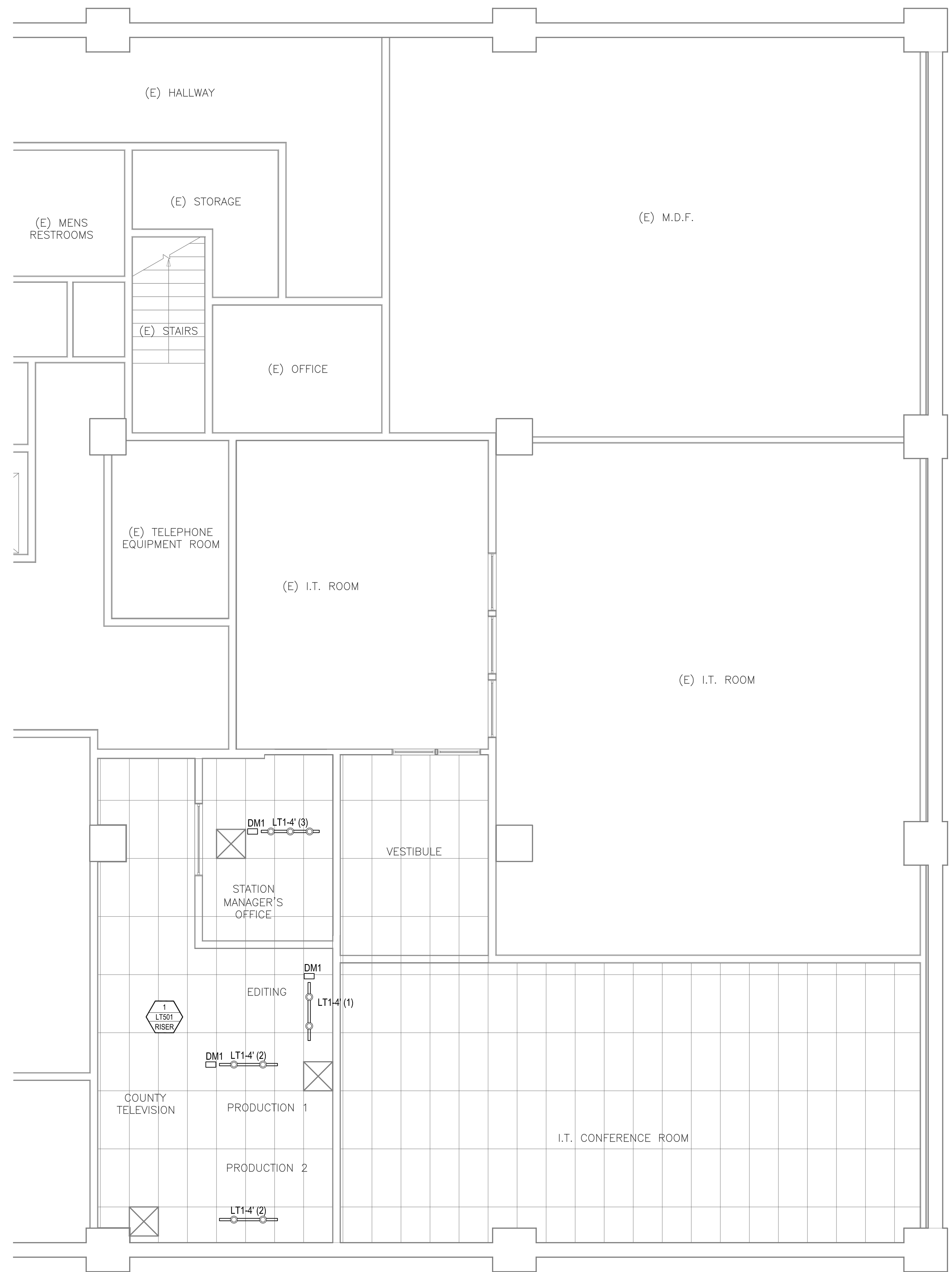
Project	3123	Design	NR / SC
Drawn	SC	Approved	NR
Scale	1/4"=1'-0"	Date	12/30/19
Sheet	LT203		

SANTA BARBARA
TECHNICAL LIGHTING
BASEMENT
PLANS

COUNTY OF SANTA
BARBARA CSBTV



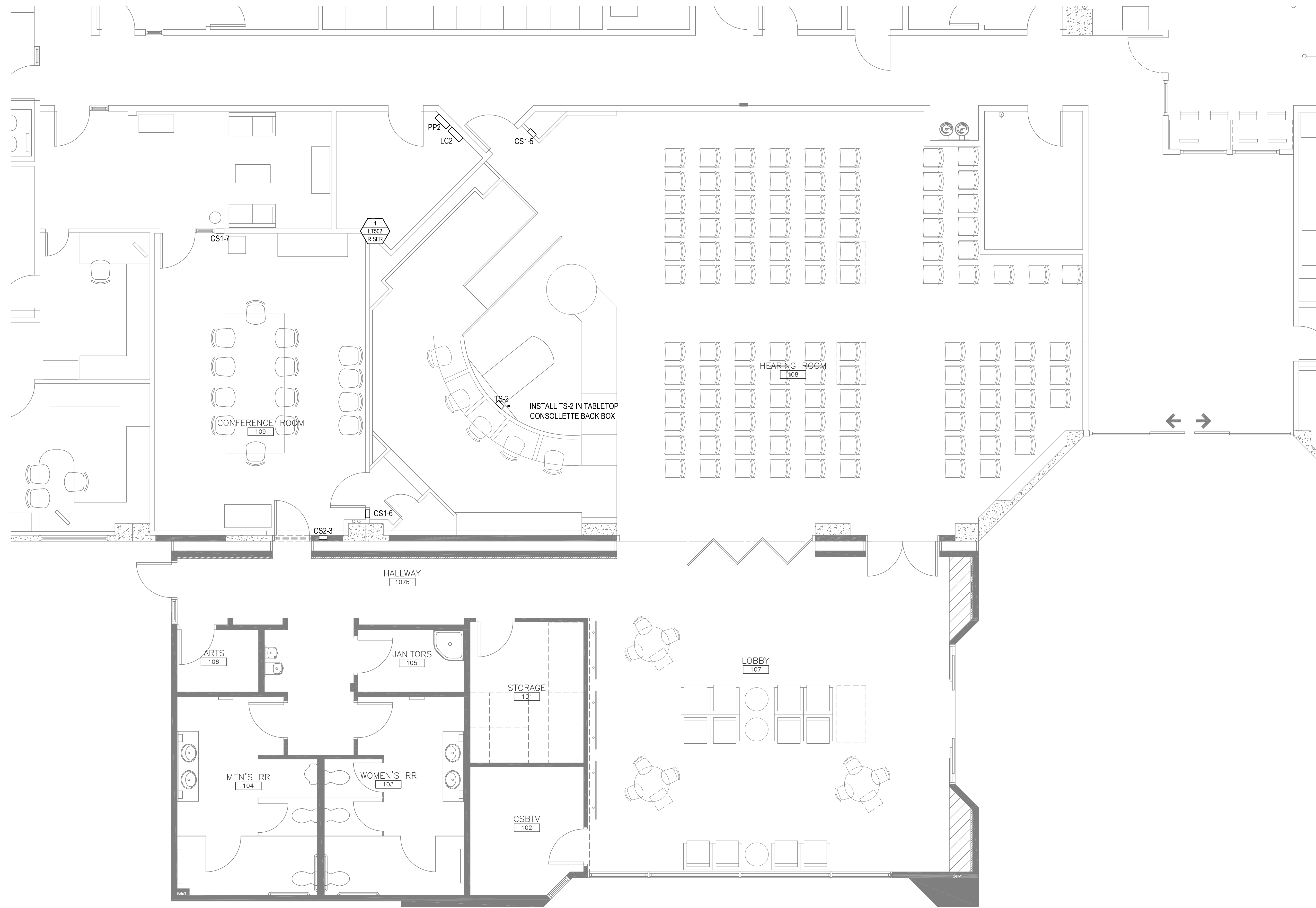
1
 TECHNICAL LIGHTING BASEMENT FLOOR PLAN
 SCALE: 1/4"=1'-0"



2
 TECHNICAL LIGHTING BASEMENT REFLECTED CEILING PLAN
 SCALE: 1/4"=1'-0"

No.	Date	Comments
	06/25/19	100% DD
	08/02/19	50% CD
	09/16/19	80% CD
	12/30/19	100% CD

Project	3123	Design	NR / SC
Drawn	SC	Approved	NR
Scale	1/4"=1'-0"	Date	12/30/19
Sheet	LT204		



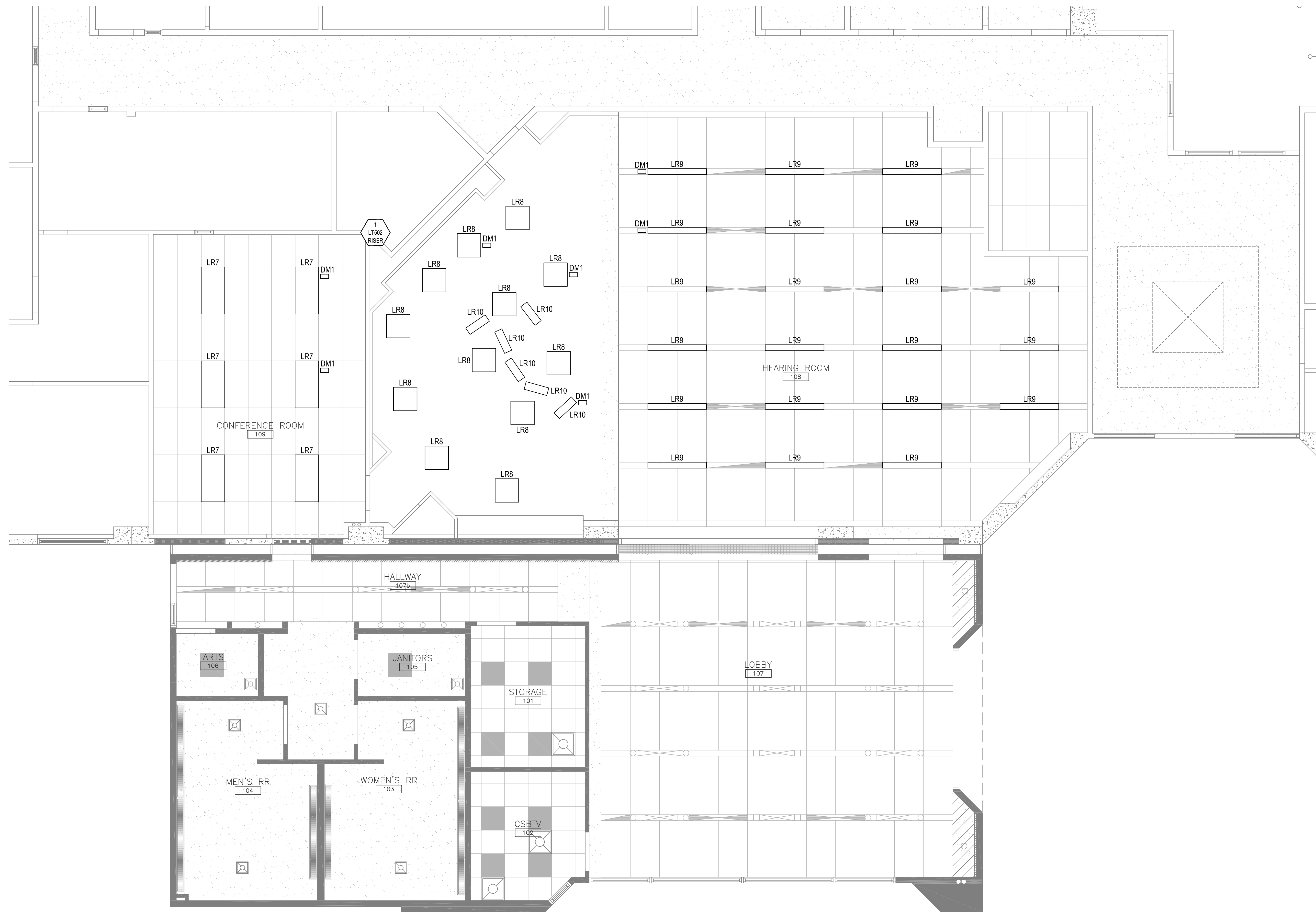
TECHNICAL LIGHTING ADMINISTRATION BUILDING FLOOR PLAN
SCALE: 1/4"=1'-0"

SANTA MARIA
TECHNICAL LIGHTING
ADMINISTRATION BUILDING
FLOOR PLAN

COUNTY OF SANTA
BARBARA CSBTV

Revisions		Comments	
No.	Date		
	06/25/19	100% DD	
	08/02/19	50% CD	
	09/16/19	80% CD	
	12/30/19	100% CD	

Project	3123	Design	NR / SC
Drawn	SC	Approved	NR
Scale	1/4"=1'-0"	Date	12/30/19
Sheet	LT205		



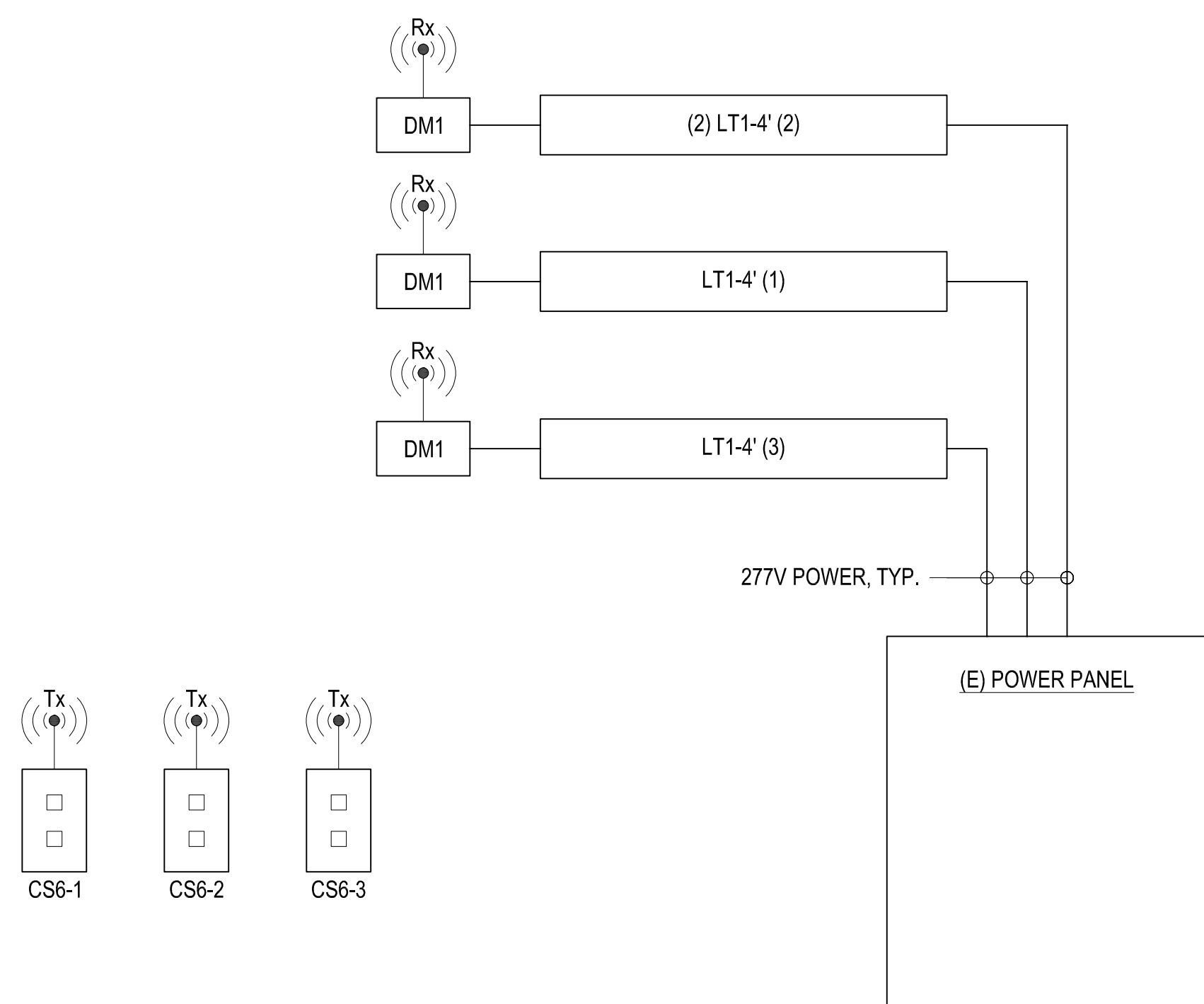
TECHNICAL LIGHTING ADMINISTRATION BUILDING REFLECTED CEILING PLAN
SCALE: 1/4"=1'-0"

SANTA MARIA
TECHNICAL LIGHTING
ADMINISTRATION BUILDING
REFLECTED CEILING PLAN

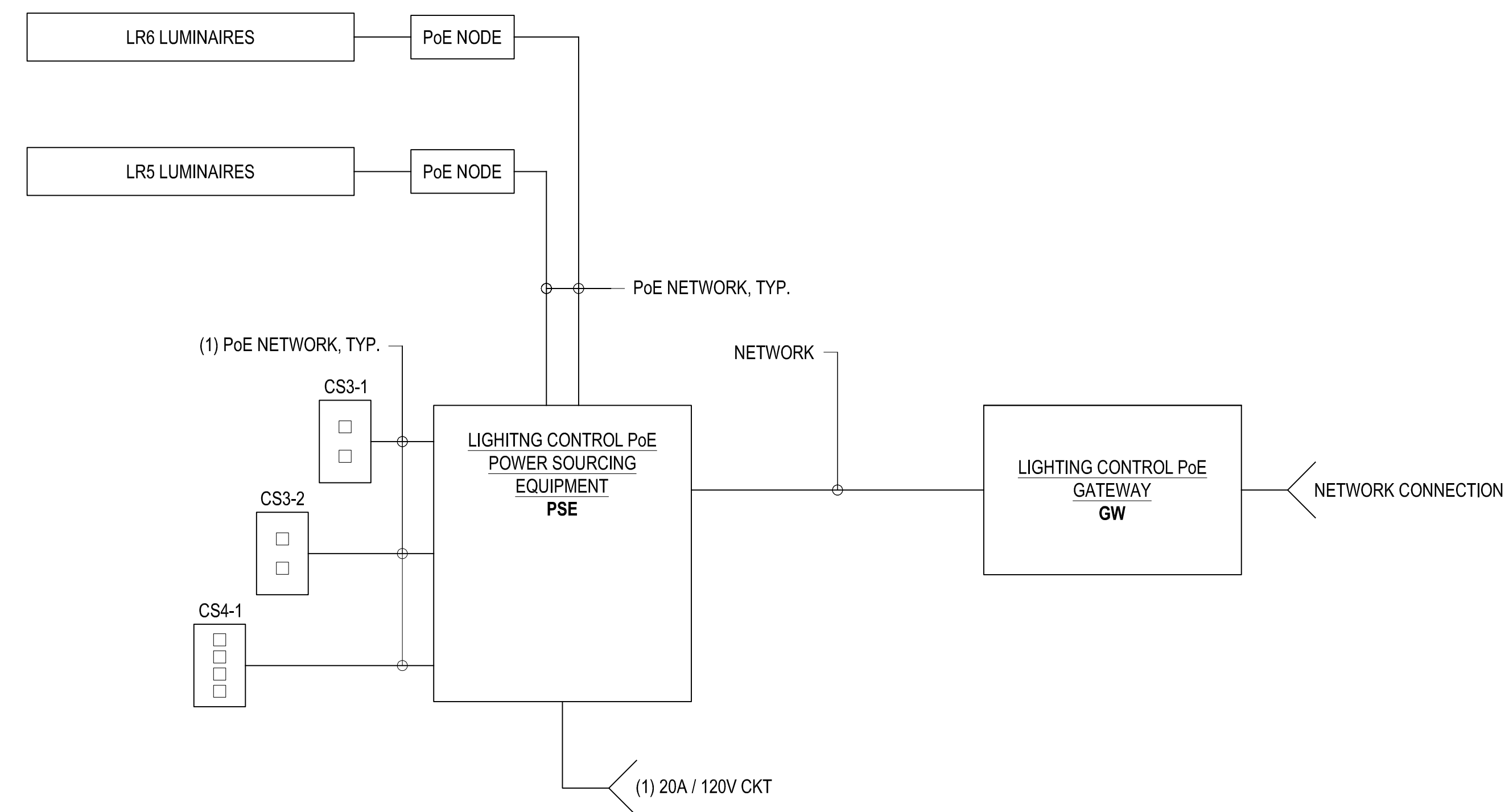
COUNTY OF SANTA
BARBARA CSBTV

Revisions		Comments	
No.	Date		
	06/25/19	100% DD	
	08/02/19	50% CD	
	09/16/19	80% CD	
	12/30/19	100% CD	

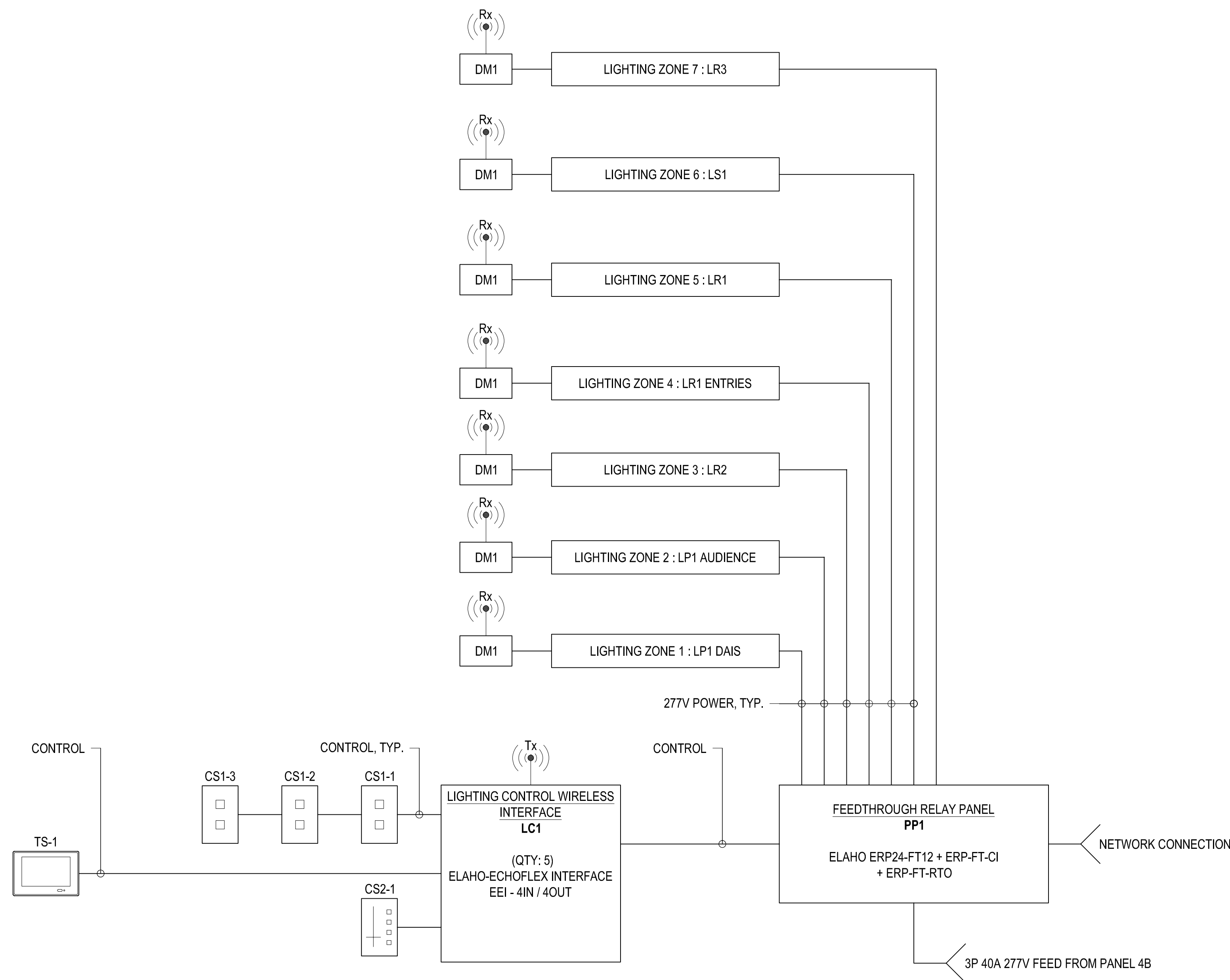
Project	3123	Design	NR / SC
Drawn	SC	Approved	NR
Scale	1/4"=1'-0"	Date	12/30/19
Sheet	LT305		



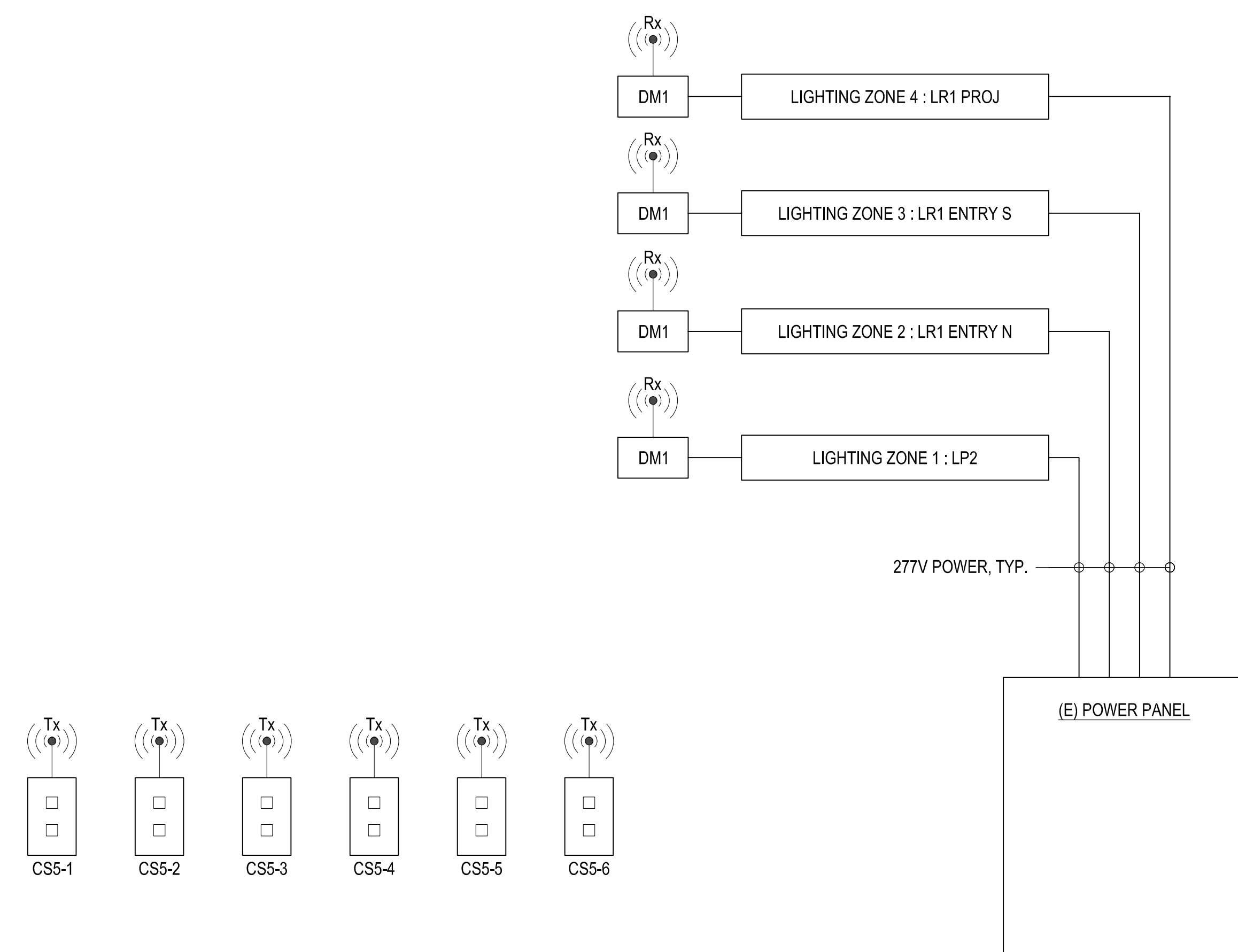
1 LIGHTING CONTROL SYSTEM DIAGRAM - BASEMENT - STAGE MANAGER'S OFFICE, EDITING, PRODUCTION 1, PRODUCTION 2
 LT501 SCALE: NTS



2 LIGHTING CONTROL SYSTEM DIAGRAM - PLANNING COMMISSION HEARING ROOM
 LT501 SCALE: NTS



3 LIGHTING CONTROL SYSTEM DIAGRAM - SANTA BARBARA HEARING ROOM
 LT501 SCALE: NTS



4 LIGHTING CONTROL SYSTEM DIAGRAM - CONFERENCE ROOM 405
 LT501 SCALE: NTS

TECHNICAL LIGHTING RISERS

COUNTY OF SANTA BARBARA CSBTV

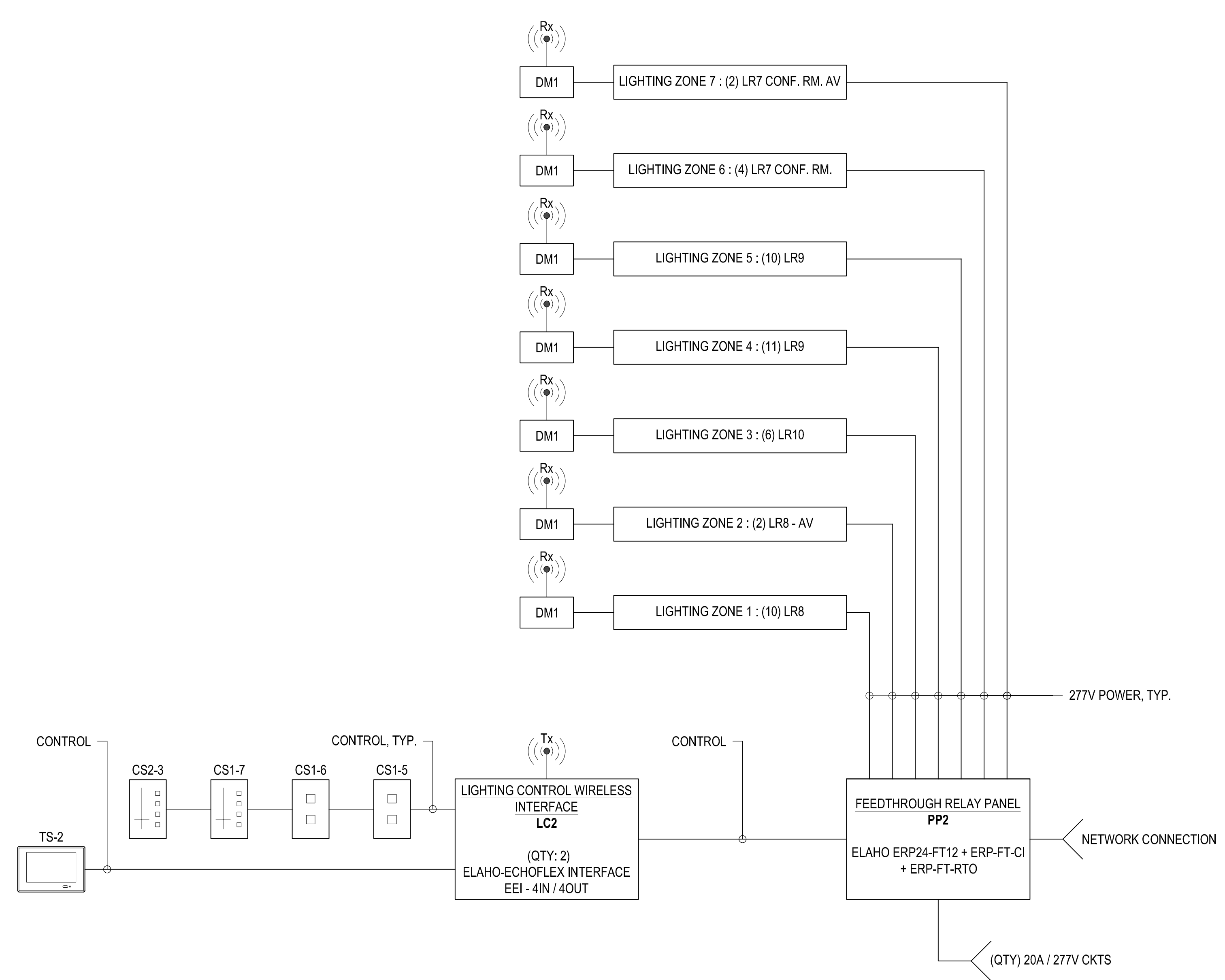
No.	Date	Comments
	06/25/19	100% DD
	08/02/19	50% CD
	09/16/19	80% CD
	12/30/19	100% CD

Project	3123	Design	NR / SC
Drawn	SC	Approved	NR
Scale	NTS	Date	12/30/19

Sheet
 LT501

**TECHNICAL LIGHTING
 RISERS**

**COUNTY OF SANTA
 BARBARA CSBTV**



1 LIGHTING CONTROL SYSTEM DIAGRAM - SANTA MARIA HEARING ROOM & CONFERENCE ROOM
 LT502 SCALE: NTS

No.	Date	Comments
	06/25/19	100% DD
	08/02/19	50% CD
	09/16/19	90% CD
	12/30/19	100% CD

Project	3123	Design	NR / SC
Drawn	SC	Approved	NR
Scale	NTS	Date	12/30/19

Sheet

LT502