



Board of Supervisors The Novel Coronavirus (COVID-19)

October 5, 2021

Briefing Topics

- COVID-19 Data
- Analysis of COVID Cases: 0-18 year-olds
- Health Officer Order for Indoor Masking
- Flu season
- COVID-19 Eviction Moratorium



Santa Barbara County by the Numbers

Note: New cases reported on 9/28/21 included backlogged cases from tests taken up to 8 weeks earlier (Aug 1-14: 32, Aug 15-31: 112, Sept 1-14: 1, Sept 15-28: 100). Once the episode date can be determined,

October 4, 2021

Updated M-F except holidays

New Cases 34

↓ -100% from 2 week avg of 90

New Deaths 1

↑ 40% from 2 week avg of 1

Active Cases 356

↓ 0% from 2 week avg of 400

Hospitalized 44

↓ 0% from 2 week avg of 46

Total Cases

42,590

Total Deaths

505

Case Rate per 100k as of September 30, 2021

11.5

Test Positivity as of September 30, 2021

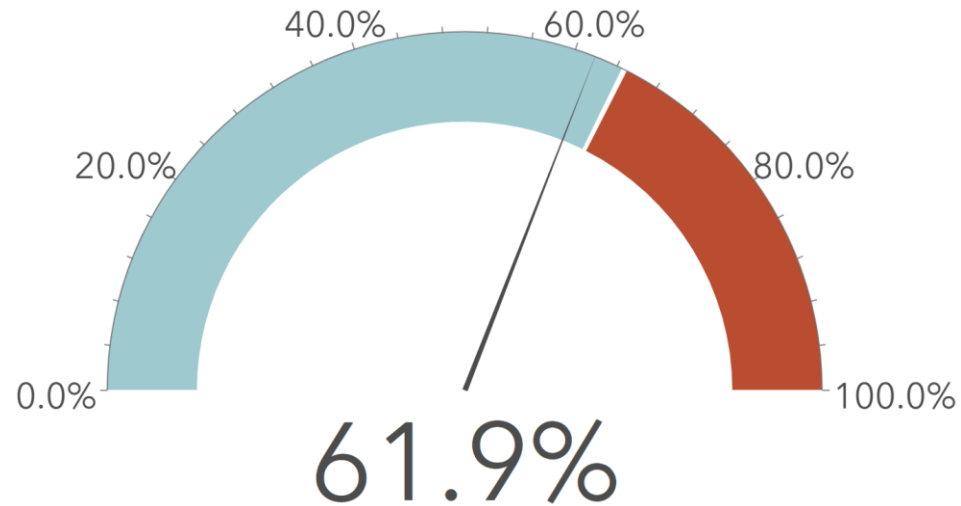
3.3%



Hospital Capacity, 10/4

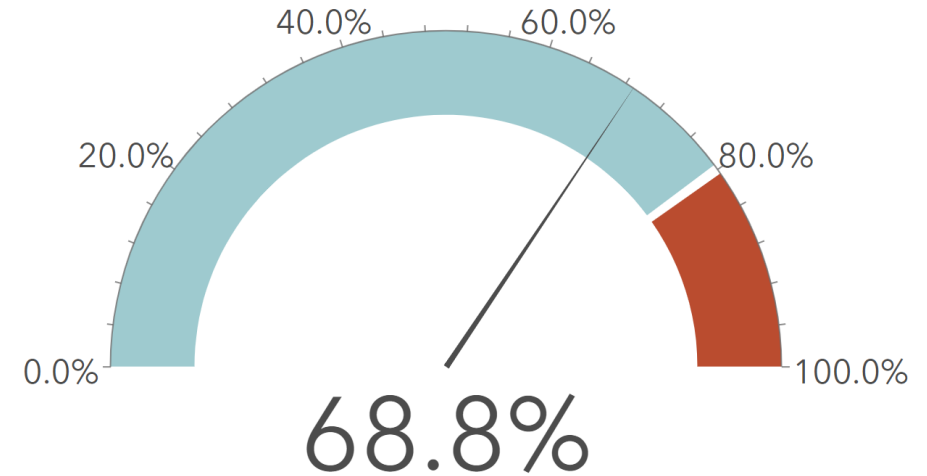
% Hospital Beds in Use

Red Zone <35% available



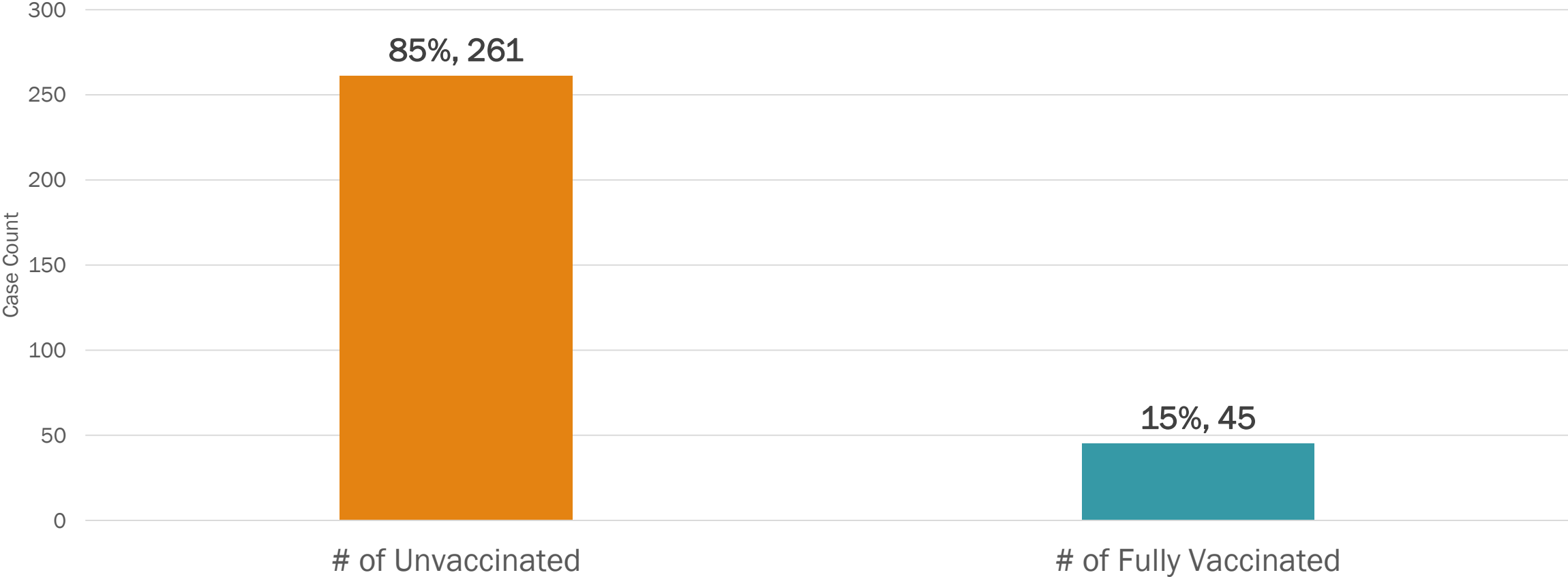
% Staffed Adult ICU Beds in Use

Does not include ICU Surge. Red Zone < 20% available

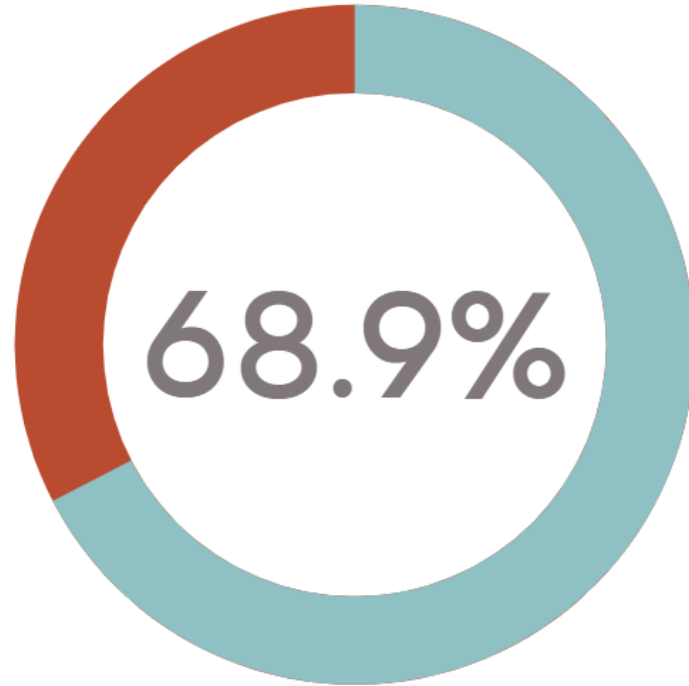


COVID-19 Hospitalization Data

May - August 2021
N=306



Vaccination Rates, 10/3



**Percentage of
Eligible
Santa Barbara
County Residents
Fully Vaccinated**



Fully Vaccinated Rate by Zip Code, 9/28

Zip Code	VEM	12+ Population Size	City	28-Sep	% Change
93429	3	144	Casmalia, Antonio	36.1%	0.7%
93117	3	53768	Goleta, Isla Vista, Gaviota, Naples, Capitan	58.1%	0.4%
93254	1	590	New Cuyama	59.5%	1.0%
93436	2	46237	Lompoc, Vandenberg Village, Mission Hills, Concepcion, Acorn	60.1%	0.7%
93455	3	38992	Santa Maria, Orcutt, Betteravia	60.3%	0.7%
93458	1	43263	Santa Maria	65.5%	0.9%
93454	2	32043	Santa Maria, Sisquoc, Garey	66.9%	0.9%
93427	3	5341	Buellton, Las Cruces	67.1%	0.6%
93463	4	7101	Santa Ynez, Solvang, Los Olivos, Ballard	69.2%	0.7%
93460	4	4623	Santa Ynez	71.2%	0.9%
93105	4	25430	Santa Barbara, Mission Canyon	71.9%	0.5%
93434	1	5926	Guadalupe	72.9%	1.4%
93110	3	15103	Santa Barbara, Hope Ranch	73.7%	0.5%
93440	3	1389	Los Alamos	74.9%	0.6%
93101	3	27818	Santa Barbara	76.7%	0.6%
93103	3	17933	Santa Barbara	76.8%	0.7%
93013	4	14495	Carpinteria, Summerland, Toro Canyon	77.0%	0.8%
93109	4	10019	Santa Barbara	77.0%	0.6%
93108	4	9321	Santa Barbara, Montecito, Summerland, Toro Canyon	80.0%	0.6%
93111	4	15517	Goleta	85.9%	0.4%
93441	4	837	Los Olivos	96.7%	1.1%
93067	3	405	Carpinteria	100.0%	0.0%



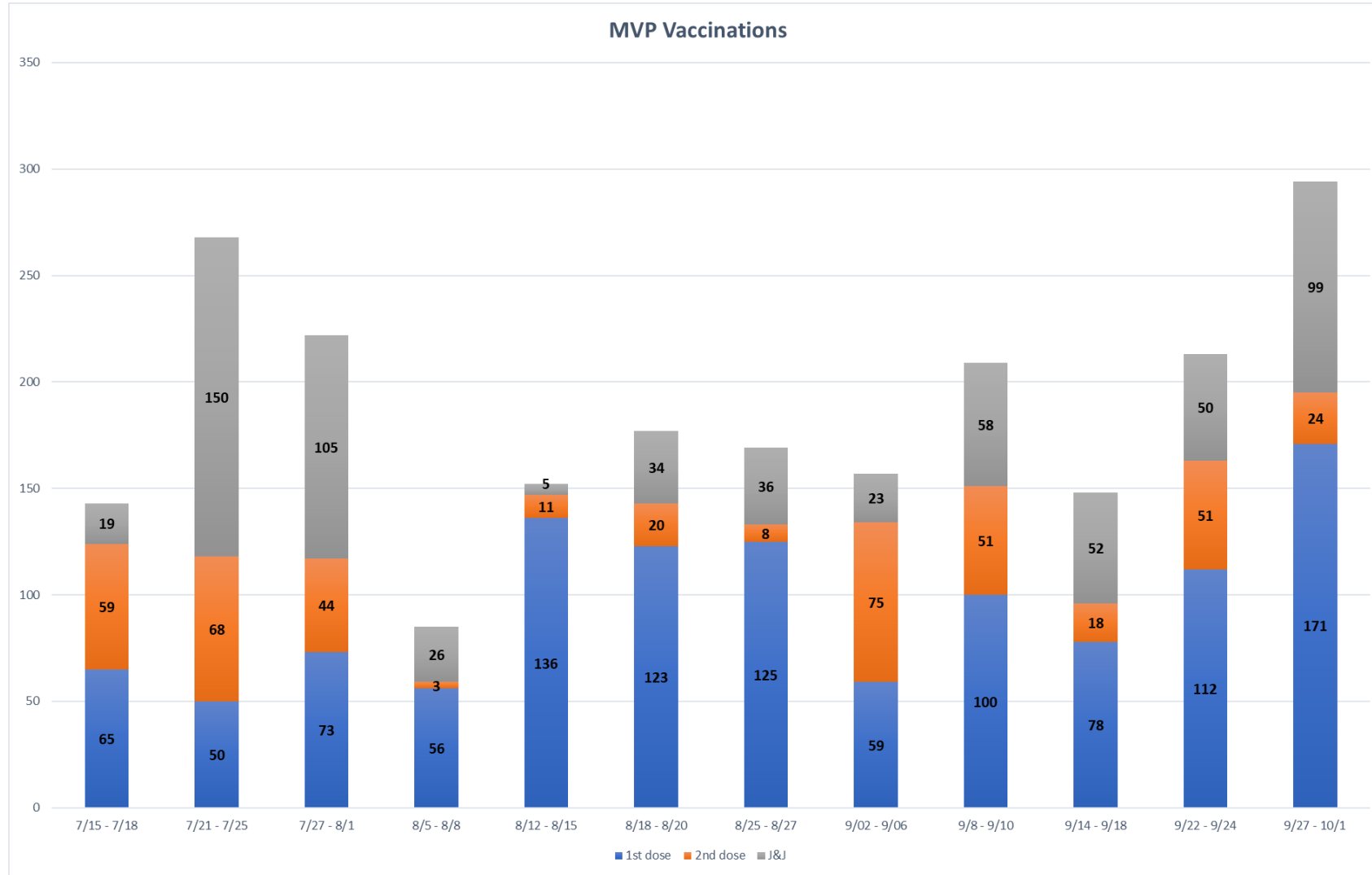
Vaccination Rate By Zip Code, 9/28

➤ Greatest percent increase from previous week observed in:

Zip Code	City	% Change Among Partially Vaccinated	% Change Among Fully Vaccinated
93434	Guadalupe	2.0%	1.4%
93254	New Cuyama	0.8%	1.0%
93458	Santa Maria	1.0%	0.9%
93454	Santa Maria, Sisquoc, Garey	0.9%	0.9%



Mobile Vaccine Program



Current Outbreaks

36 Active Outbreaks



5 Businesses



19 Schools



12 Congregate
Living
Facilities



Analysis of COVID-19 Cases: 0-18 Year Olds

FOR SANTA BARBARA COUNTY RESIDENTS, CASE DATA AS OF
10.1.21

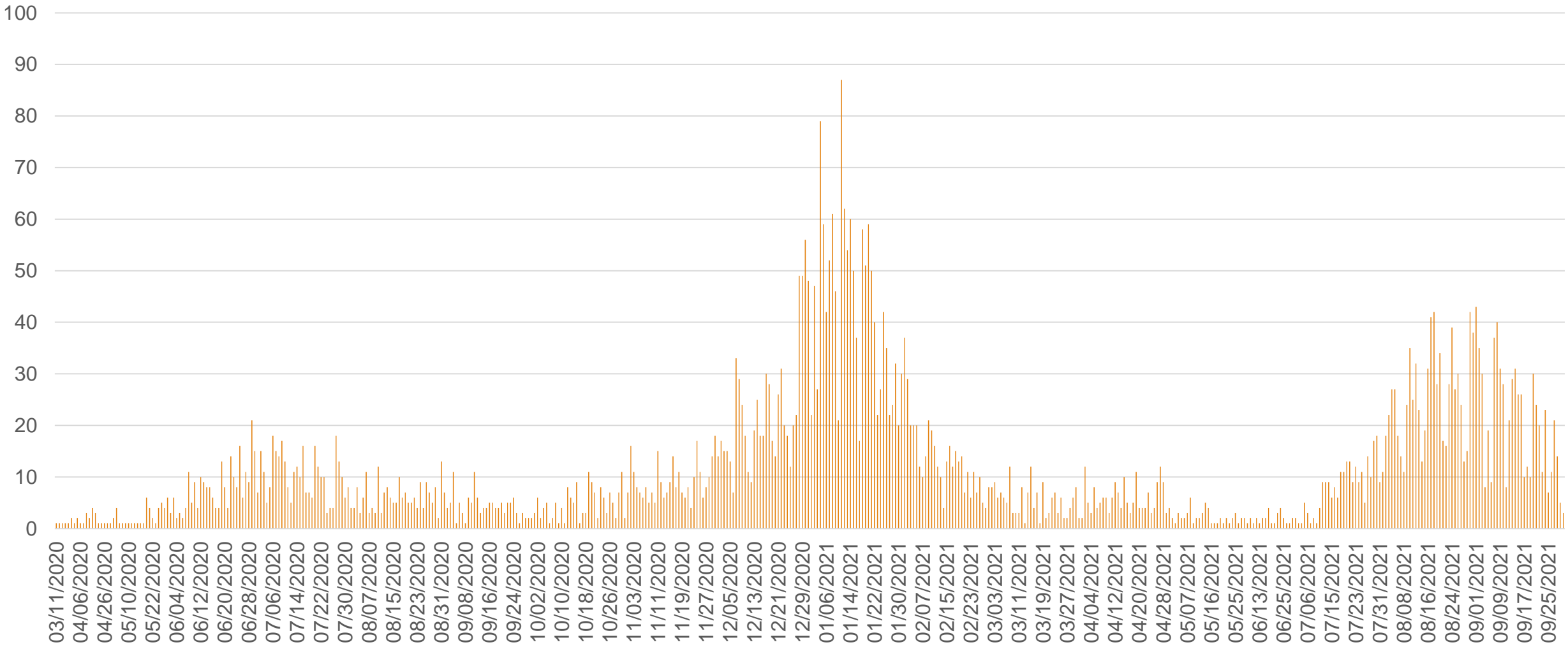


Overview

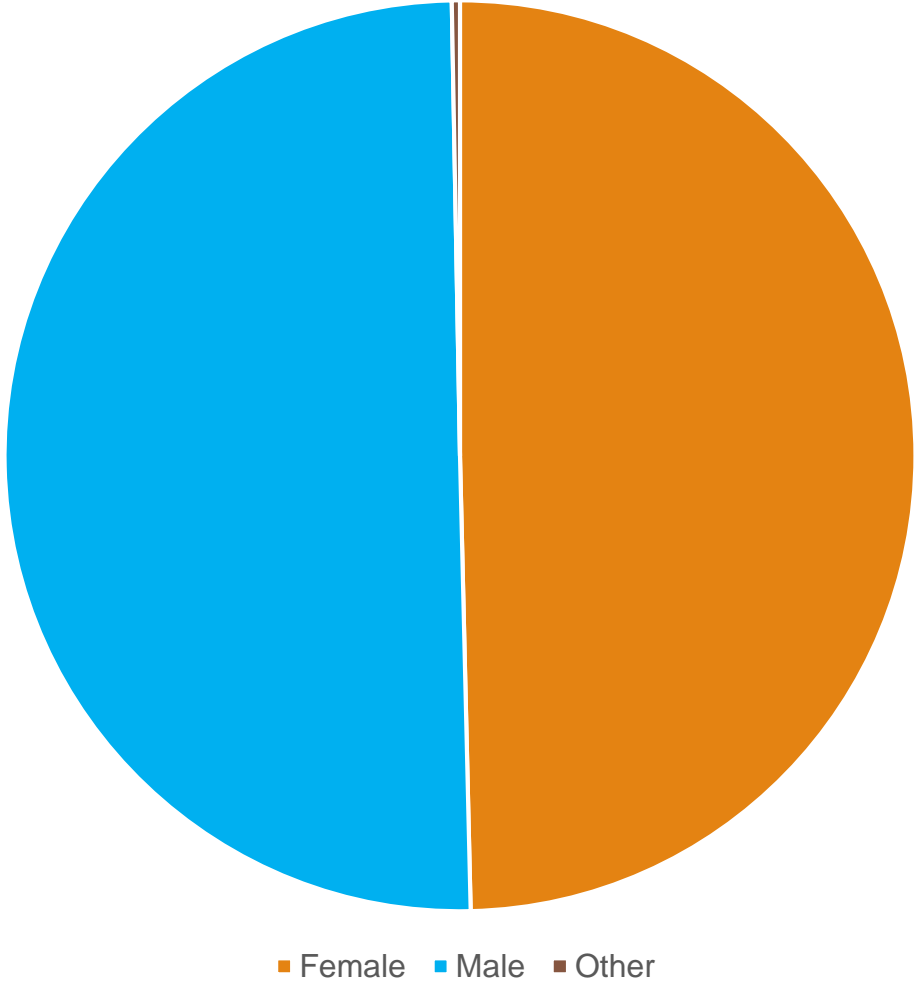
- Case data was analyzed for 0-18 year Santa Barbara County residents
- March 14, 2020 - September 23, 2021: 5,893 COVID-19 cases among 0-18 age group



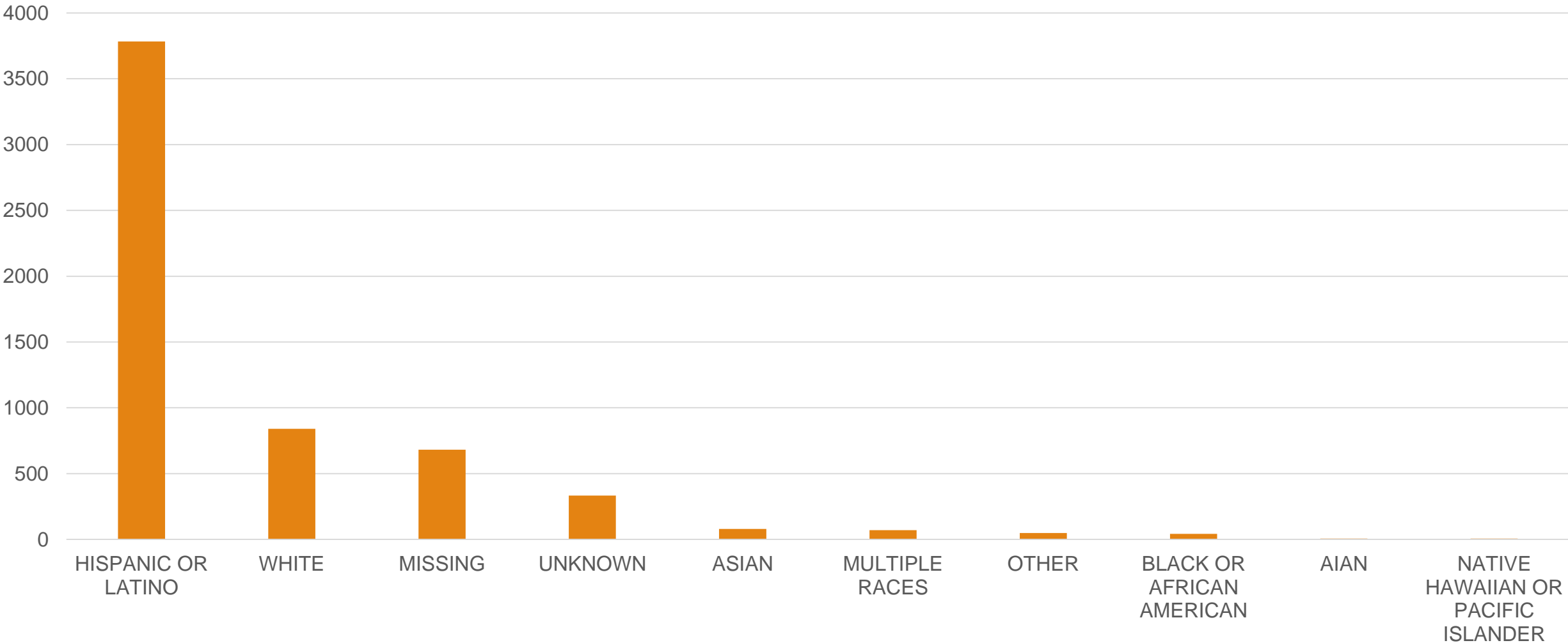
0-18 Year Olds by Episode Date



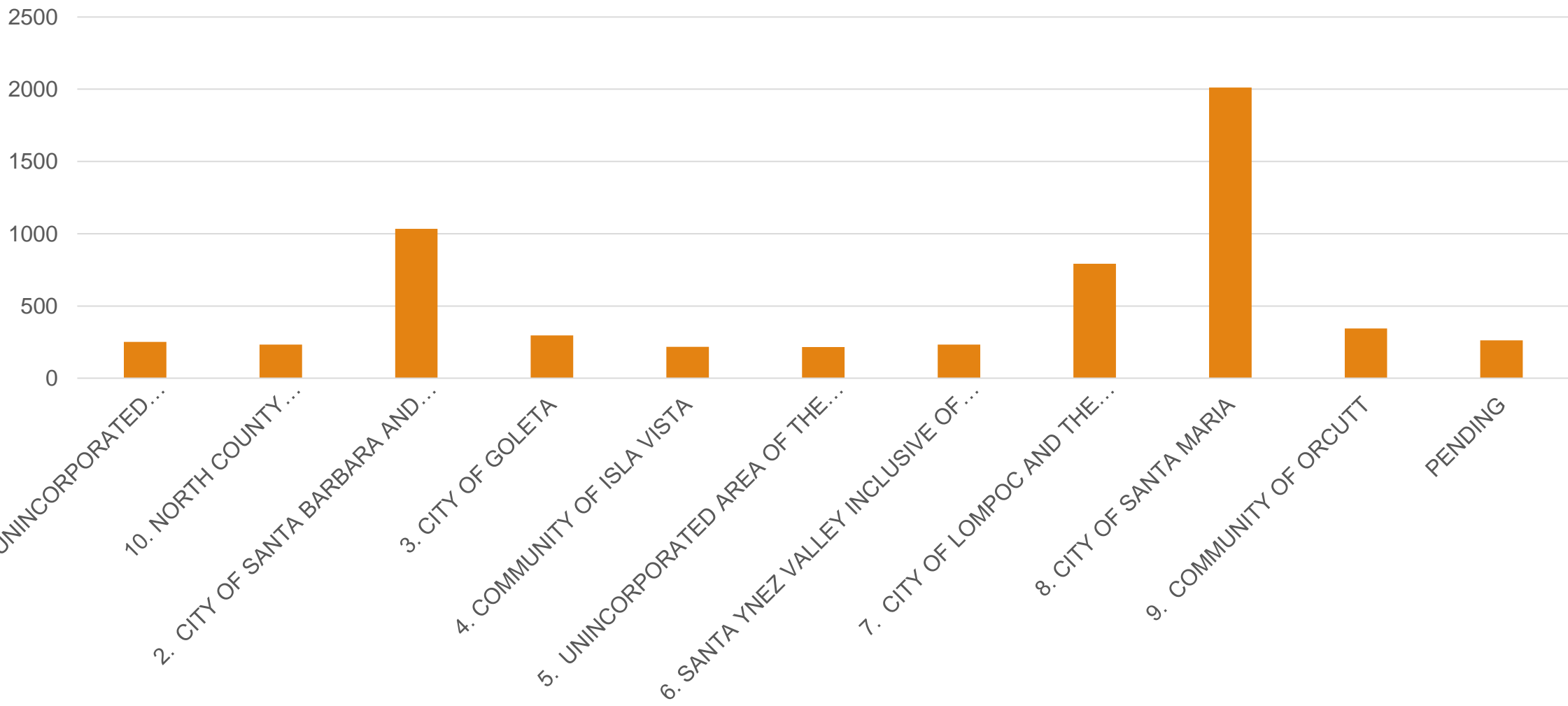
0-18 Year Olds by Gender



0-18 Year Olds by Race/Ethnicity



0-18 Year Olds by Region



Summary

- 0-18 year old cases by episode date followed similar trends to the pandemic, with a peak of cases in the winter months.
- The summer peak of 2021 was higher than the summer peak of 2020 among 0-18 year olds
- The majority of 0-18 year cases were Hispanic/Latino, however, most children in Santa Barbara County are Hispanic/Latino
- Most 0-18 year old cases resided in Santa Maria followed by Santa Barbara and Lompoc

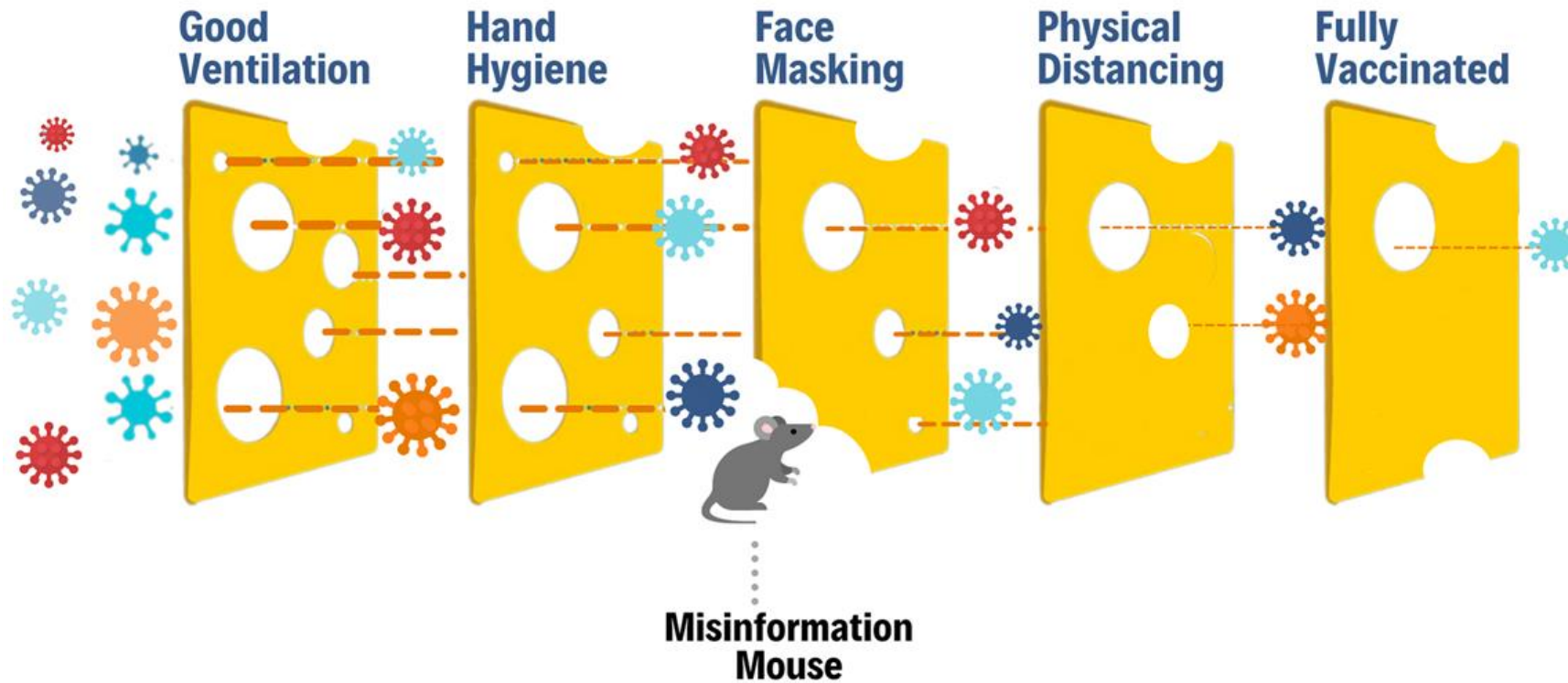


Multiple Layers of Protection



HOW TO STOP COVID-19: THE SWISS CHEESE MODEL

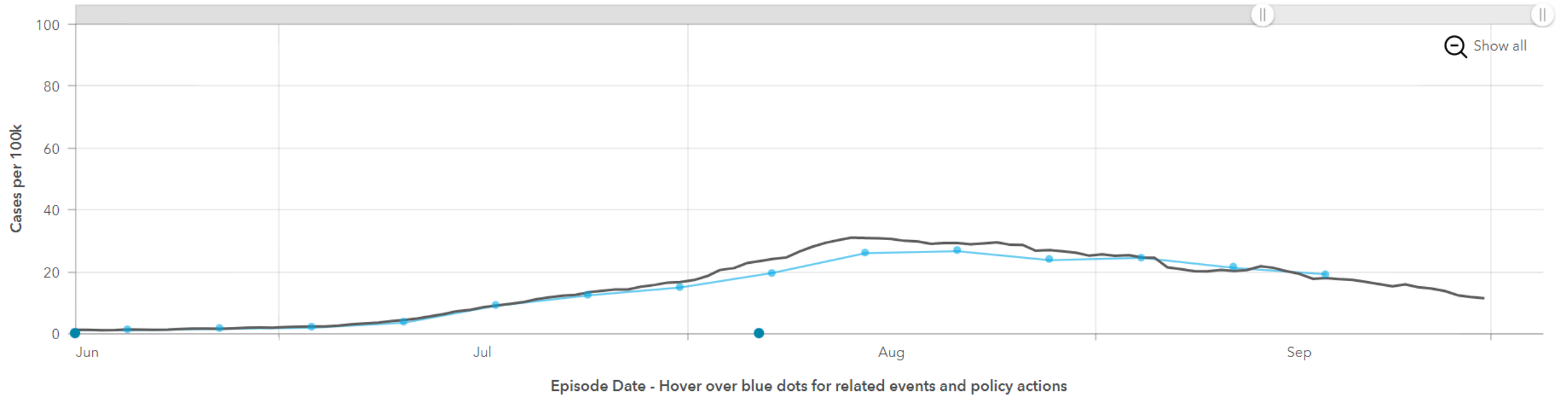
The more steps you take, the safer you are against COVID-19.



SBC Health Officer Order 2021-10.5

Case Rate per 100k People

Actual and CA adjusted



SBC Health Officer Order 2021-10.5

- SBC H00 for indoors masking renewed until November 5, 2021
- SBC H00 will be lifted when case rate is less than 6/100,000 for 2 weeks
 - However: masks would still be required in certain settings per State H00 or Cal-OSHA:
 - Schools
 - Healthcare
 - Congregate living
- Triggers that may cause re-issuance:
 - High case rate
 - Circulating variants
 - Hospital capacity



Flu Season

- It's time for the annual flu vaccine!
- Walk-in clinic or by appointment:
 - MyTurn.ca.gov
 - Publichealthsb.org; “MyTurn Vaccine Scheduler”
- Flu vaccine is the best option to prevent getting the flu
- Covered by Medi-Cal, Medicare, and most insurance plans



Thank you...



KERMIT MCKENZIE
BOBCATS

FREE COVID-19 VACCINATION CLINIC

PFIZER (12+) AND
J&J JANSSEN (18+) VACCINE

Thursday,
September 23rd

4710 W Main St,
Guadalupe, CA 93434

4:00PM-6:00PM



Individuals who receive a COVID vaccine will receive a \$25 gift card and will be entered in a raffle to win a \$200 grocery card, AirPods, or an additional \$25 Target gift card.



Nutritionist on site
Tendremos un nutricionista disponible



THE SANTA BARBARA HEALTH CARE CENTER
INVITES YOU TO OUR

FREE COVID-19 VACCINATION EVENT

September 17, 2021 9:00AM - 12:00PM

PLEASE CALL AND BOOK YOUR APPOINTMENT

Únase a Santa Barbara Health Care Center
para nuestro evento de vacunación contra el COVID-19

Septiembre 17, 2021 9:00AM - 12:00PM

POR FAVOR LLAME Y AGENDE SU CITA.

GET A \$25 GIFT CARD WHEN YOU COME IN FOR
YOUR VACCINE
LIMITED SUPPLY - FIRST COME, FIRST SERVE

OBTEN UNA TARJETA DE REGALO DE \$25 CUANDO
VENGA A VACUNARSE
OFERTA LIMITADA

805-681-5488

EVENT LOCATION / UBICACIÓN DEL EVENTO
345 Camino Del Remedio, SB, 93110

FIGHTING BACK
Fighting for our future, one kid at a time.
SANTA MARIA VALLEY
SANTA BARBARA
HEALTH CARE CENTER
PUBLIC HEALTH DEPARTMENT
SANTA BARBARA COUNTY



FIGHTING BACK
Fighting for our future, one kid at a time.
SANTA MARIA VALLEY



U.S. Treasury Emergency Rental Assistance (ERAP)

- I. American Rescue Plan Act of 2021 – \$21.55 billion in emergency rental assistance (“ERA 2”)
- II. 2021 Consolidated Appropriations Act – \$25 billion in emergency rental assistance (“ERA 1”)

For each ERA 1 and ERA 2 allocation round, SBCo received an allocation from U.S. Treasury and the State.

U. S. Treasury (direct to County)		State of California	
<u>ERA Round 1</u>	<u>ERA Round 2</u>	<u>ERA Round 1</u>	<u>ERA Round 2</u>
\$13,275,190	\$16,610,602	\$14,287,321	\$12,453,350.90
Direct Assistance fully expended by United Way, application portal closed.	Currently accepting and processing applications	Currently processing applications (Option C)	8/17/21 Board ratified LOI to State HCD to administer the State ERA 2 allocation along with the County’s direct U.S. Treasury ERA 2 (Option B)

Guidelines

- ✓ Qualifying renter households – 80% or less Area Median Income, priority 50% Area Median Income
- ✓ Qualifies for unemployment OR has reduction in income, incurred costs, or financial hardship due to OR DURING COVID-19
- ✓ Demonstrates risk of homelessness or ‘housing instability’, such as past due rent, utility notices, eviction notices, etc.

	Household 1	Household 2	Household 3	Household 4
50% AMI	43750	50000	56250	62450
80% AMI	70050	80050	90050	100050

County/United Way ERA 1 (\$13,275,190)

Program closed, funds fully expended. The County will be able re-open a local program utilizing both the State and County' ERA 2 allocations.

# of households served	1,413
Average rent award	\$8,262.25
Below 50% AMI	1,313
Family unit	73%
Median household	3
Median income	\$25,728
Average Income	\$64,884

**UW currently accepting applications County ERA 2 funds (\$16.6M)
at <https://www.unitedwaysb.org/rent>**

State Program (\$14,287,321)

Application portal closed

1,767 applications received

Paid over \$4M of the \$14,287,321 State ERA1 reservation for Santa Barbara County residents

Landlords and tenants can check status of application already submitted at <https://housing.ca.gov/>

The screenshot shows the homepage of housing.ca.gov. At the top, there is a navigation bar with the CA.GOV logo, social media icons, and a search bar. Below the navigation bar, there are three main categories: Rental Assistance, Eviction Protections, and Foreclosure Assistance for Homeowners. The Rental Assistance section is highlighted and contains several program cards for different languages: English (CA COVID-19 RENT RELIEF), Spanish (AYUDA CON LA RENTA DE COVID-19 DE CALIFORNIA), Chinese (加州新冠病毒租房援助), Korean (가주 코로나-19 임대료 지원), Vietnamese (Chương trình trợ giúp thuê nhà trong đại dịch Covid-19 của California), and Tagalog (COVID-19 PALUWAGAN SA RENTA SA CA). Each card includes a phone number (833-430-2122) and a button to apply. Below these cards are four more options: Program Dashboard, Landlords and Tenants Interactive App, Proprietarios y Arrendatarios interactive guide, and Local Government/Tribes. The Eviction Protections section is also visible, with buttons for Tenants, Landlords, and Community Partners, each leading to specific guidelines and resources.

ERA Assistance

- ❖ All arrears dating back to March 2020
 - ❖ Current
 - ❖ Up to 3-months prospective
 - ❖ Can reapply for 3-months of current or prospective rent
 - ❖ Maximum of 15 months ERA1 assistance, 18 months combined ERA1 and ERA2.
- ❖ Utility arrears and current
- ❖ Payments will be made directly to landlords for any arrears for back-rent before any current or future rent.
- ❖ Payments for utility arrearages to utility providers.
- ❖ Relocation Assistance – i.e. security deposits and first/last months rent for new move-ins.

Application Status

As required by AB 832, United Way of Santa Barbara County and State HCD are both staffing call centers where applicants (tenants, landlords, or Courts at their option) can check the status of an application.

- ❖ Tenants or landlords that need to confirm the status of an application submitted to United Way should call (805) 965-8591.
- ❖ Tenants or landlords that need to confirm the status of an application to the State HCD should call (833) 430-2122.