
Jail Construction, Operation & Public Safety Enhancements Ballot Measure

November 2, 2010

Sheriff Bill Brown



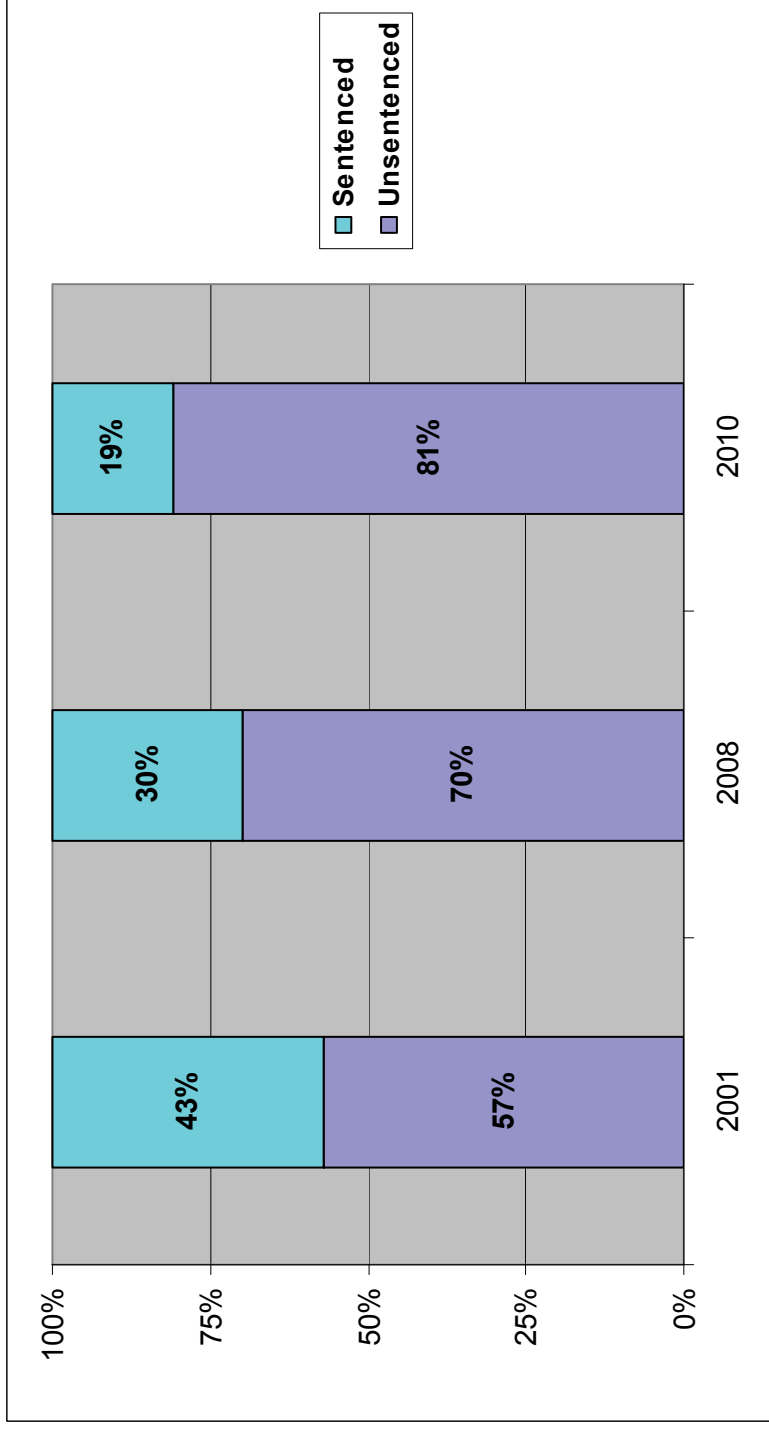
History

- 1980's Population Cap on Jail
- Forced Early Release of Inmates
- Restricted Booking Criteria
- Grand Jury Reports
- Blue Ribbon Commission on Jail Overcrowding
- Fiscal Analysis
- Community Survey



Jail Population 2001-2010

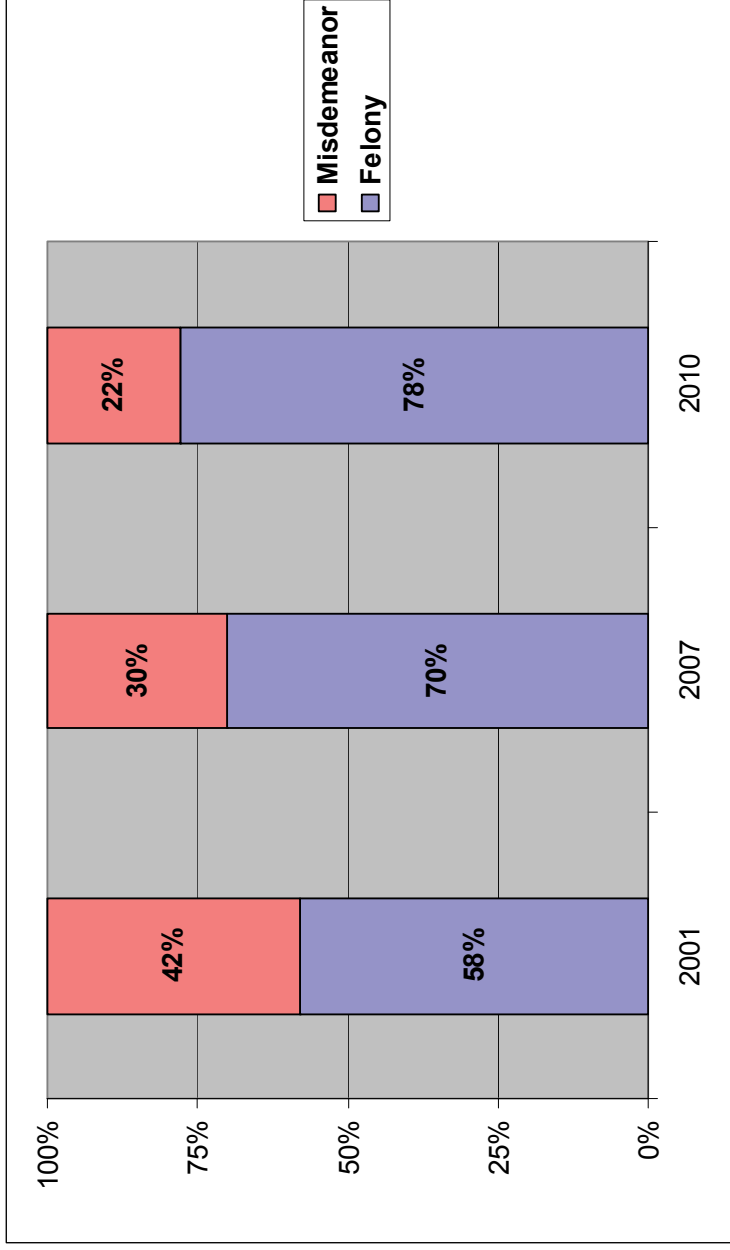
Unsentenced vs. Sentenced



Integrity, Caring, Courage, Fairness and Service

Jail Population 2001-2010

Felony vs. Misdemeanor



Integrity, Caring, Courage, Fairness and Service

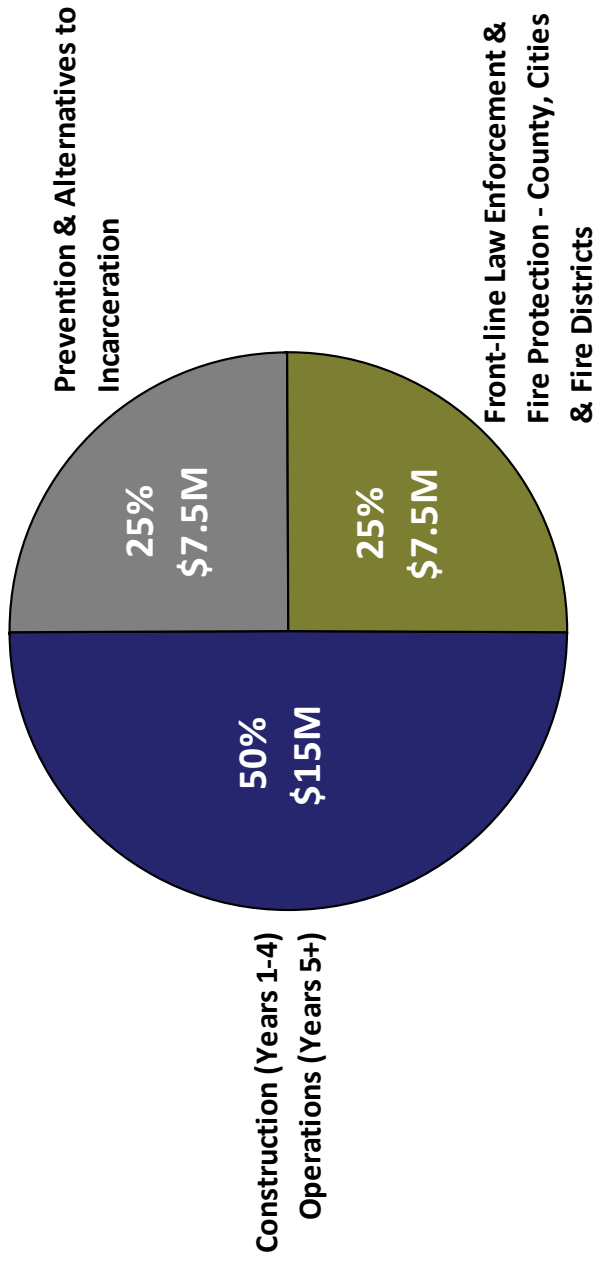
Key Components of Proposed Measure

- Funds New Jail Construction & Operation
- Refurbishes Existing Jail Facilities
- Provides Funding for Front Line Law Enforcement & Fire Protection to County, Cities & Fire Districts (Per Capita Basis) (\$7.5M: 50% to Law Enforcement & 50% to Fire Protection)
- Provide or Augment Funding for Prevention, Treatment & Alternatives-to-Incarceration Programs (\$7.5M)
- Oversight of Prevention, Treatment & Alternatives-to-Incarceration Funding by an Independent Advisory Committee
- Funding Cannot Supplant Existing Public Safety Funding
- Coincides with Sunset of Special State 1% Sales Tax on June 30, 2011
- County Sales Tax Charged to County Residents, Visitors & Patrons Reduces from 8.75% to 8.25%
- 10-Year Term (July 1, 2011 – June 30, 2021)



Proposal

Allocation of Annual Revenue
Estimated at \$30 Million per Year



Integrity, Caring, Courage, Fairness and Service

Prevention and Alternatives to Incarceration

As recommended by the Independent Advisory Committee:

Programs such as:

- Drug Treatment (In-custody and In-community)
- Alternative Treatment Courts (Drug & Mental Health)
- Mental Health Services (In-custody and In-community)
- Homeless and Mental Health Jail Discharge Planning
- Gang Prevention/Intervention
- Intensive Probation Treatment
- Truancy Program
- Day Reporting Center
- Work Furlough Program
- Vocational Education and Training



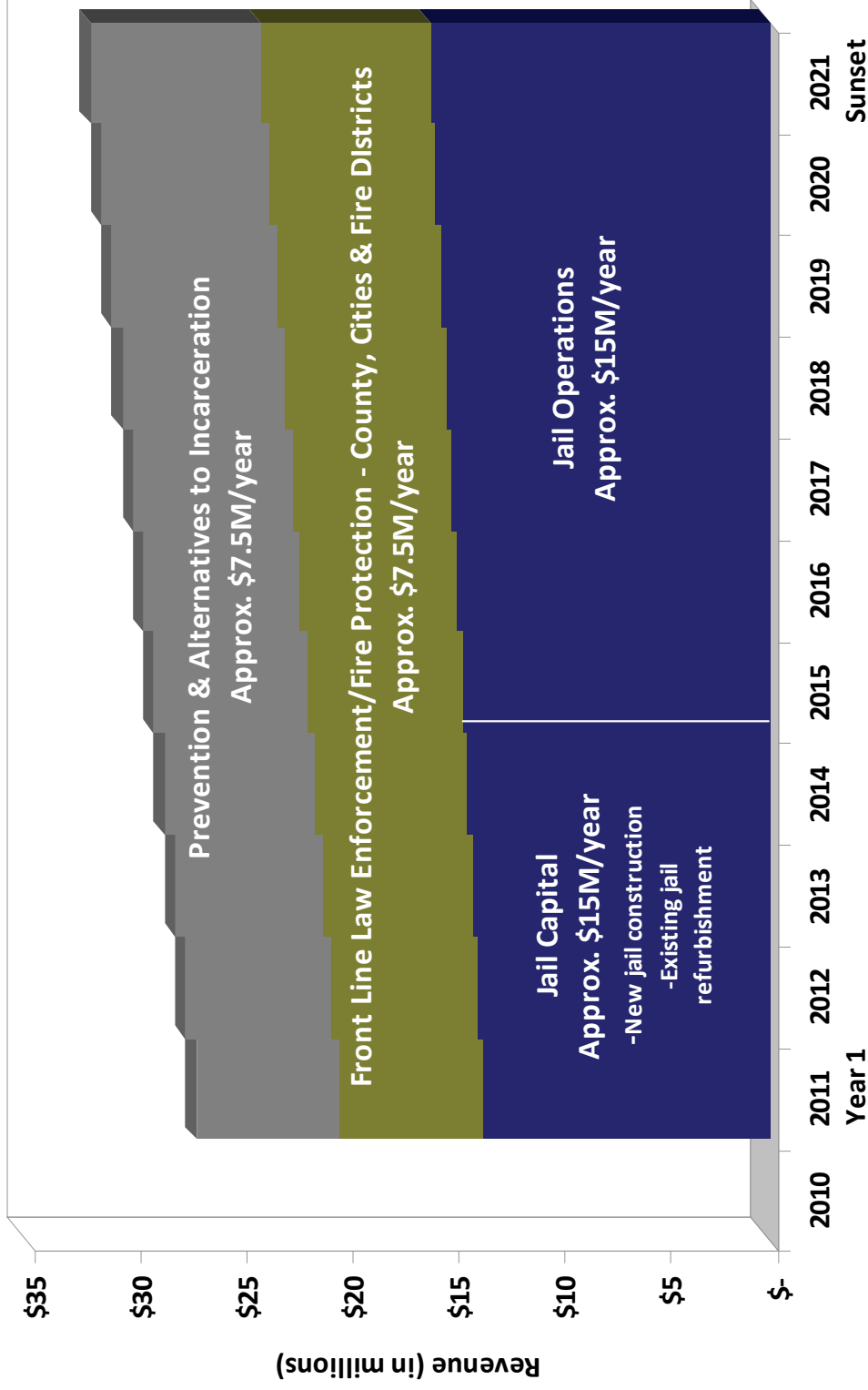
Distribution to Front-line Fire Protection and Law Enforcement

| County/City | Percent of Fire | | Law Enforcement | | Percent of Law Enforcement | | Percent of Total | |
|------------------------------------------|--------------------|-------------|--------------------|--------------------|----------------------------|--------------------|--------------------|-------------|
| | Fire Protection | Protection | Enforcement | Enforcement | Enforcement | Total | Total | Total |
| County of Santa Barbara | - | - | \$1,251,690 | - | 33% | \$1,251,690 | | 17% |
| County of Santa Barbara Fire District | 1,504,845 | 40% | - | - | - | 1,504,845 | | 20% |
| City of Santa Maria | 804,597 | 21% | 804,597 | - | 21% | 1,609,195 | | 21% |
| City of Santa Barbara | 785,174 | 21% | 785,174 | - | 21% | 1,570,348 | | 21% |
| City of Lompoc | 372,920 | 10% | 372,920 | - | 10% | 745,841 | | 10% |
| City of Goleta | Contract | - | 264,971 | - | 7% | 264,971 | | 4% |
| Carp-Summerland | 138,710 | 4% | - | - | - | 138,711 | | 2% |
| City of Carpinteria | Contract | - | 125,278 | - | 3% | 125,278 | | 2% |
| City of Guadalupe | 56,809 | 2% | 56,809 | - | 2% | 113,618 | | 2% |
| Montecito | 86,944 | 2% | - | - | - | 86,944 | | 1% |
| City of Solvang | Contract | - | 47,350 | - | 1% | 47,350 | | 1% |
| City of Buellton | Contract | - | 41,211 | - | 1% | 41,211 | | 1% |
| Total | \$3,750,000 | 100% | \$3,750,000 | \$3,750,000 | 100% | \$7,500,000 | \$7,500,000 | 100% |



Integrity, Caring, Courage, Fairness and Service

Financing Plan



Proposed Ballot Measure Language

County of Santa Barbara ½ Percent Transactions (Sales) and Use Tax Ordinance for Jail Construction, Operation and Public Safety Enhancements

Shall the County of Santa Barbara Ordinance to construct and operate a 304-bed jail, refurbish existing jails, increase front-line law enforcement and fire protection within the County of Santa Barbara and cities of Buellton, Carpinteria, Goleta, Guadalupe, Lompoc, Santa Barbara, Santa Maria, and Solvang and the County of Santa Barbara, Carpinteria/Summerland and Montecito Fire Districts and, with independent advisory committee review, fund crime prevention, treatment and rehabilitation programs, with a ½ percent Transactions (Sales) and Use Tax increase beginning 7/01/2011 through 6/30/2021 be approved?



Recommendations

- A. Consider the introduction as follows:
- 1) Consider the introduction (first reading) of an Ordinance Imposing a County of Santa Barbara ½ Percent Transactions (Sales) and Use Tax for Jail Construction, Operation and Public Safety Enhancements to be administered by the State Board of Equalization;
 - 2) Consider a Resolution Calling and Providing For an Election to be Held on November 2, 2010 to Submit to the Qualified Electors of the County of Santa Barbara a Measure on Whether to Approve an Ordinance Imposing a County of Santa Barbara ½ Percent Transactions (Sales) and Use Tax for Jail Construction, Operation and Public Safety Enhancements and Requesting and Ordering That the Election Be Consolidated with the November 2, 2010 Election; and,
 - 3) Consider directing the Auditor-Controller to review the Ordinance/Measure and determine whether the substance thereof, if adopted, would affect the revenues or expenditures of the County, and to prepare a fiscal impact statement pursuant to Elections Code Section 9160(c); and



Recommendations

B. Set a hearing for July 6, 2010 as follows:

- 1) Set a hearing for July 6, 2010 to consider the adoption (second reading) of an Ordinance Imposing a County of Santa Barbara ½ Percent Transactions (Sales) and Use Tax for Jail Construction, Operation and Public Safety Enhancements to be administered by the State Board of Equalization;
- 2) Adopt a Resolution Calling and Providing For an Election to be Held on November 2, 2010 to Submit to the Qualified Electors of the County of Santa Barbara a Measure on Whether to Approve an Ordinance Imposing a County of Santa Barbara ½ Percent Transactions (Sales) and Use Tax for Jail Construction, Operation and Public Safety Enhancements and Requesting and Ordering That the Election Be Consolidated with the November 2, 2010 Election;
- 3) Direct the Auditor-Controller to review the Ordinance/Measure and determine whether the substance thereof, if adopted, would affect the revenues or expenditures of the County, and to prepare a fiscal impact statement pursuant to Elections Code Section 9160(c); and



Recommendations

- C. On July 13, 2010, consider and adopt an Argument in Favor of the Ordinance Imposing a County of Santa Barbara ½ Percent Transactions (Sales) and Use Tax for Jail Construction, Operation and Public Safety Enhancements.



Jail Construction, Operation & Public Safety Enhancements Ballot Measure

Alternate Distribution Formula

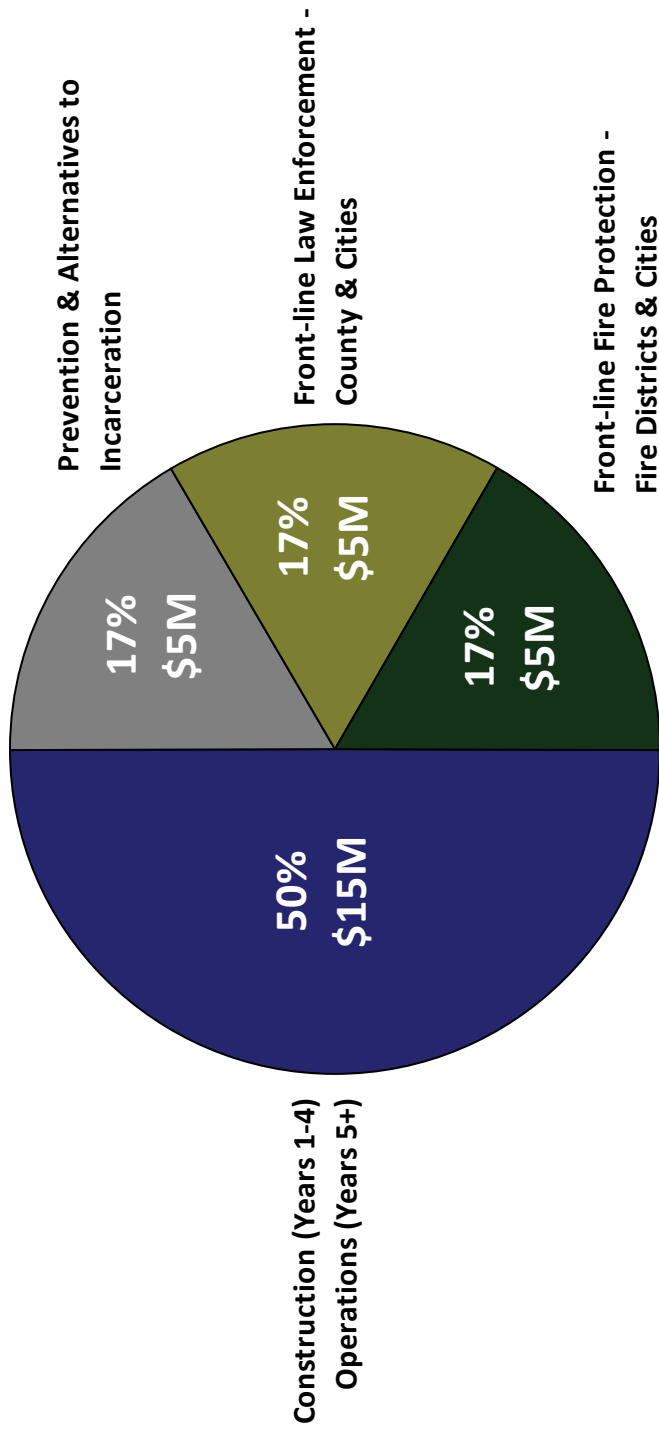
November 2, 2010

Sheriff Bill Brown



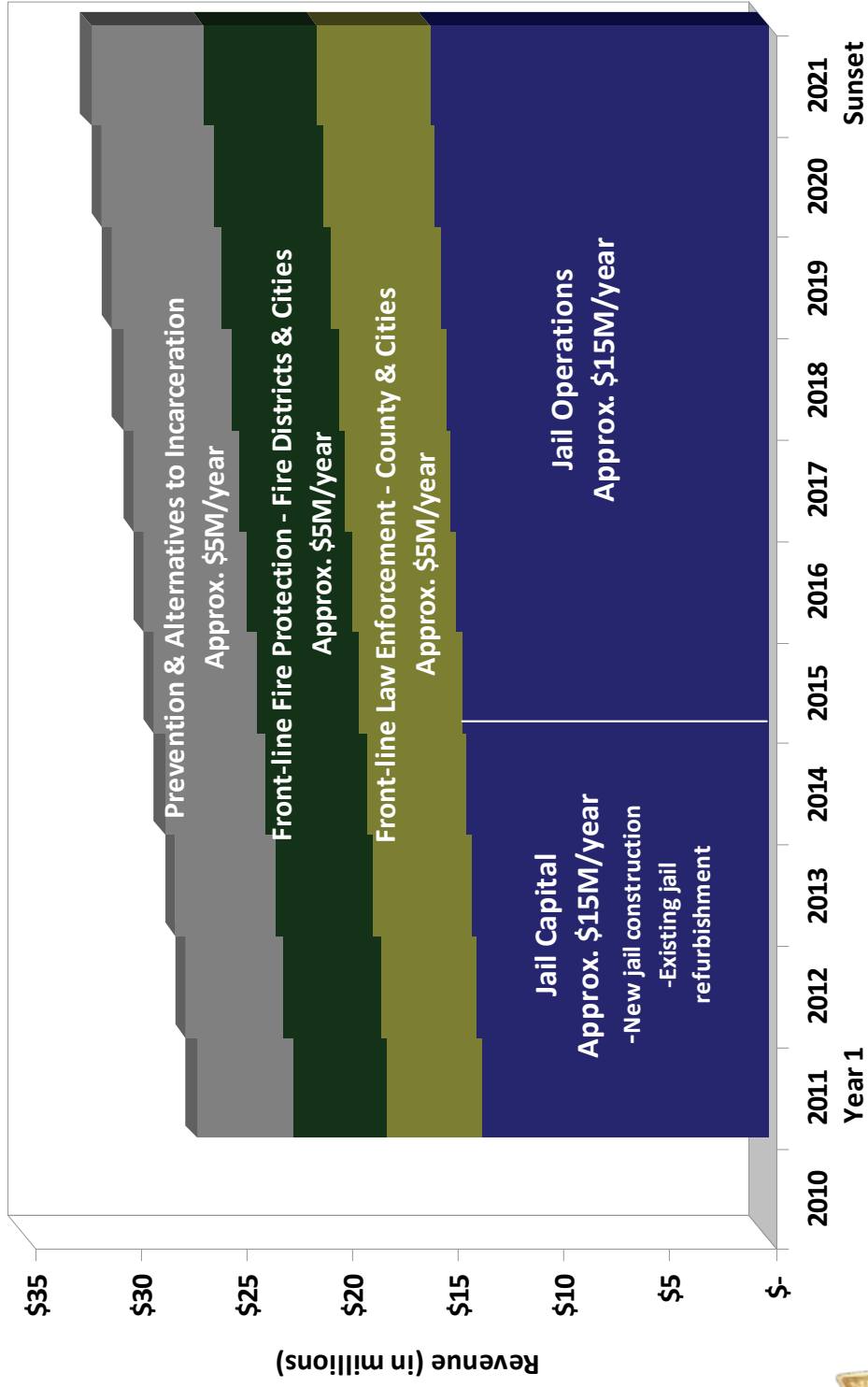
Alternative Proposal

Allocation of Annual Revenue
Estimated at \$30 Million per Year



Integrity, Caring, Courage, Fairness and Service

Financing Plan: Alternative Proposal



Integrity, Caring, Courage, Fairness and Service

Distribution to Front-line Fire Protection and Law Enforcement: Alternative Proposal

| County/City | Percent of Fire | | | Percent of Law | | | Percent of Total |
|------------------------------------------|------------------|-------------|---------------------|----------------|----------------------|-------------|------------------|
| | Fire Protection | Protection | Law Enforcement | Enforcement | Enforcement | Total | |
| County of Santa Barbara | SBCFPD | - | \$ 1,668,919 | 33% | \$ 1,668,919 | 17% | |
| County of Santa Barbara Fire District | 2,006,459 | 40% | - | 0% | 2,006,459 | 20% | |
| City of Santa Maria | 1,072,796 | 21% | 1,072,796 | 21% | 2,145,593 | 21% | |
| City of Santa Barbara | 1,046,899 | 21% | 1,046,899 | 21% | 2,093,798 | 21% | |
| City of Lompoc | 497,227 | 10% | 497,227 | 10% | 994,454 | 10% | |
| City of Goleta | SBCFPD | - | 353,294 | 7% | 353,294 | 4% | |
| Carp-Summerland | 184,947 | 4% | - | - | 184,947 | 2% | |
| City of Carpinteria | CSFPD | - | 167,037 | 3% | 167,037 | 2% | |
| City of Guadalupe | 75,746 | 2% | 75,746 | 2% | 151,491 | 2% | |
| Montecito | 115,925 | 2% | - | - | 115,925 | 1% | |
| City of Solvang | SBCFPD | - | 63,133 | 1% | 63,133 | 1% | |
| City of Buellton | SBCFPD | - | 54,949 | 1% | 54,949 | 1% | |
| Total \$ | 5,000,000 | 100% | \$ 5,000,000 | 100% | \$ 10,000,000 | 100% | |



Integrity, Caring, Courage, Fairness and Service

Conclusion

