

# Attachment 1

**SANTA BARBARA COUNTY**

**TREASURER'S REPORT TO THE BOARD OF SUPERVISORS AND  
THE TREASURY OVERSIGHT COMMITTEE**

**FOR THE QUARTER ENDED DECEMBER 31, 2019**

## **ECONOMIC TREND**

---

- **The Federal Open Market Committee (Committee) met on December 10, 2019. The Committee decided to maintain the target range for the federal funds rate at 1½ to 1¾ percent. Members judged that the current stance of monetary policy is appropriate to support sustained expansion of economic activity, strong labor market conditions, and inflation near the Committee’s symmetric 2 percent objective.**
- **As summarized in the Beige Book issued January 15, 2020, Economic activity generally continued to expand modestly in the final six weeks of 2019. On balance, holiday sales were said to be solid, with several Districts noting the growing importance of online shopping. Manufacturing activity was essentially flat in most Districts, as in the previous report. In many Districts, tariffs and trade uncertainty continued to weigh on some businesses. Expectations for the near-term outlook remained modestly favorable across the nation.**
- **Employment was steady to rising modestly in most Districts, while labor markets remained tight throughout the nation. Most Districts cited widespread labor shortages as a factor constraining job growth, and, in a few cases, business expansion. Wage growth was characterized as modest or moderate in most Districts and there were scattered reports of wage increases from year-end hikes in minimum wages.**

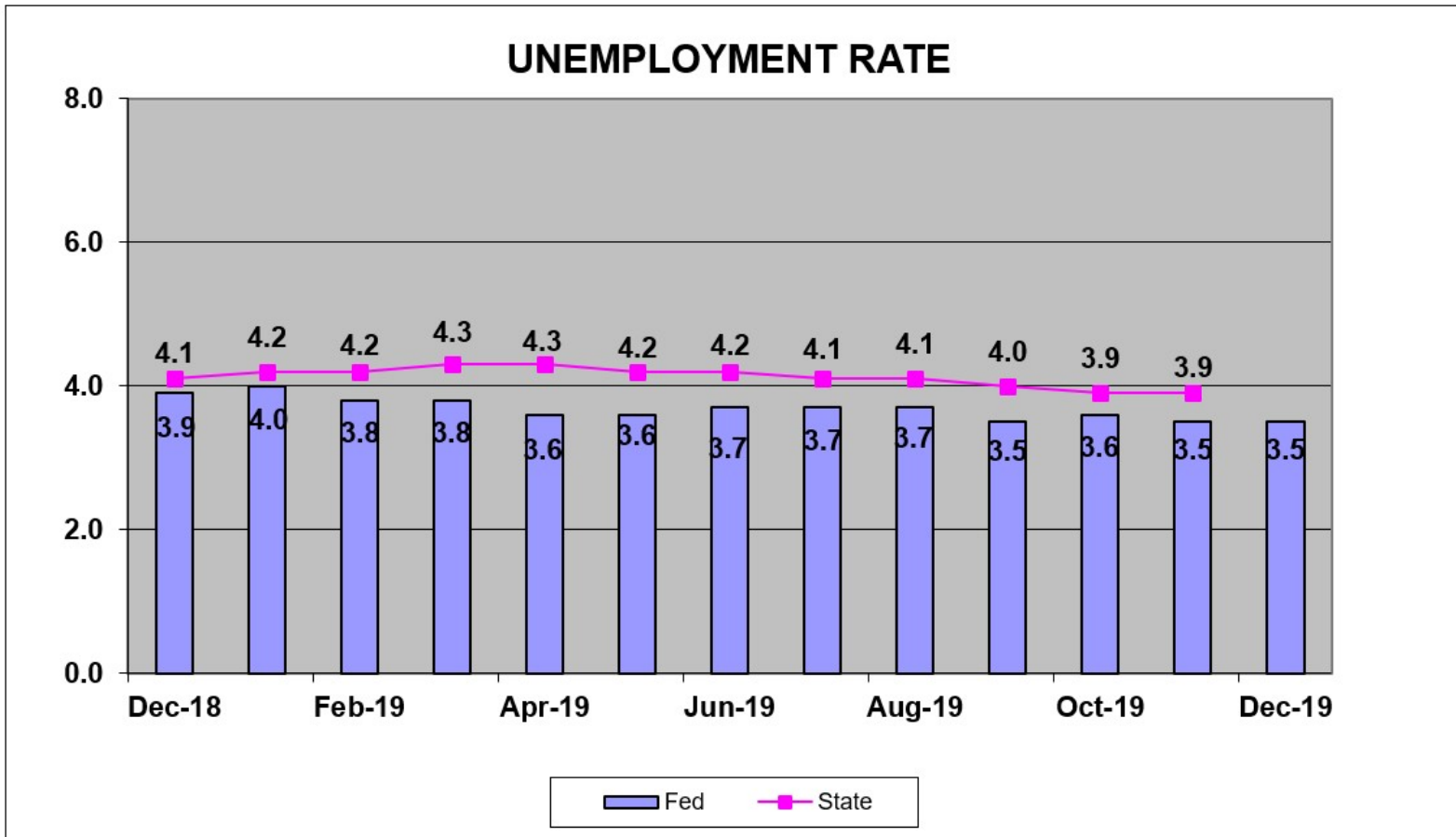
## **INVESTMENT ACTIVITIES**

---

- **The investment portfolio is in compliance with the Government Code and the Treasurer’s Investment Policy.**
- **The Treasurer’s Investment Pool has sufficient cash flow available to meet all budgeted expenditures for the next six months.**

## ECONOMIC TREND: Unemployment Rate

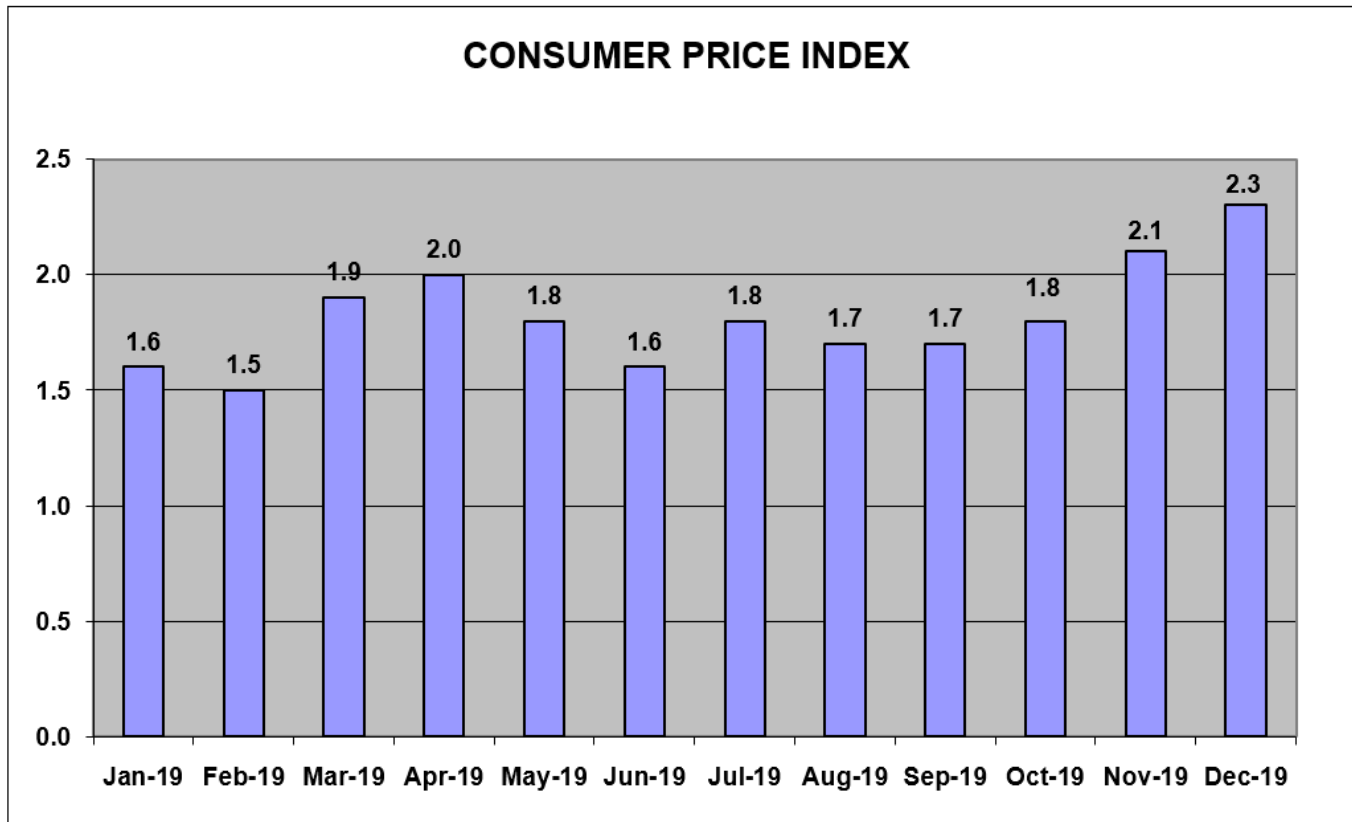
The unemployment rate represents the number of unemployed persons as a percent of the labor force. The sampling used each month to calculate the rate is approximately 60,000 households. The national unemployment rate began the quarter at 3.5% and ended the quarter at 3.5%. California's preliminary unemployment rate was 3.9% in November.



Source: Bureau of Labor Statistics

## ECONOMIC TREND: Inflation

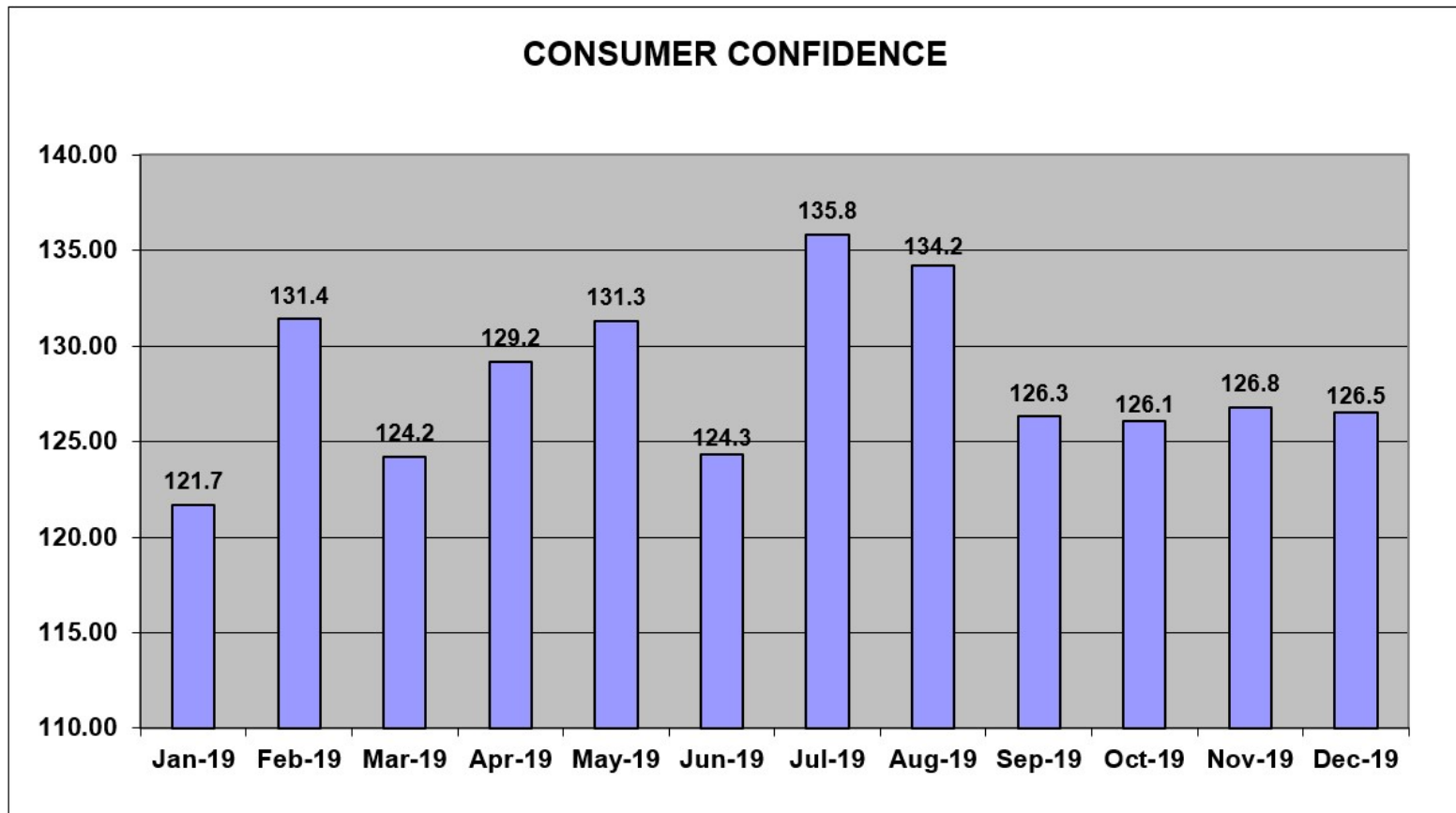
*The Consumer Price Index (CPI) represents changes in prices of all goods and services purchased for consumption by urban households. CPI was 2.3% at the end of December. The Core CPI, which excludes food and energy, was 2.3% at the end of December.*



Source: Bureau of Labor Statistics

## ECONOMIC TREND: Consumer Confidence

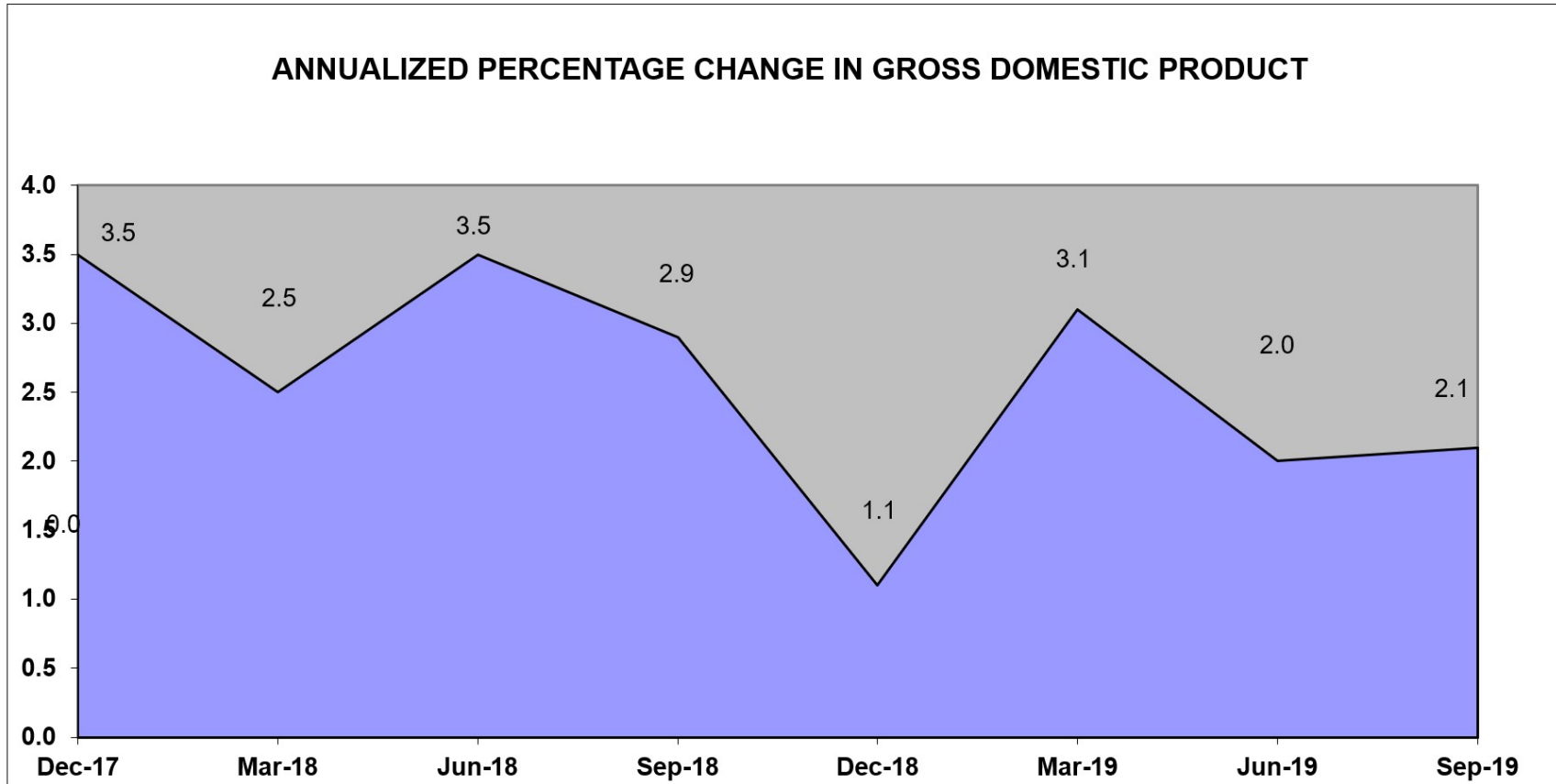
*Consumer Confidence is the average of responses to current business and employment conditions and responses to six-month future expectations for business conditions, employment conditions, and total family income. It began the quarter at 126.3 and ended at 126.5.*



Source: Conference Board

## ECONOMIC TREND: GDP (Gross Domestic Product)

*Gross domestic product is the value of all goods and services produced. For the most recent quarter ending September 30, 2019, the economy reported GDP at 2.1%.*



Source: Bureau of Economic Analysis

**Santa Barbara County Treasurer's Investment Pool  
Statement of Assets  
As of December 31, 2019**

| Asset Description                          | Cost                    | Net Unrealized<br>Holding<br>Gains/(Losses) | Fair Value*<br>12/31/2019 | Percent of<br>Portfolio | Yield to<br>Maturity | Weighted<br>Average<br>Days to<br>Maturity | Fair Value*<br>9/30/2019 | Net Change            |
|--|-------------------------|---|---------------------------|-------------------------|----------------------|--|--------------------------|-----------------------|
| Cash                                       | \$ 103,806,360          | \$ -  | \$ 103,806,360            | 5.70                    | 1.54%                | 1  | \$ 136,656,244           | \$ (32,849,884)       |
| California Asset Management Program (CAMP) | 65,000,000              | -   | 65,000,000                | 3.57                    | 1.91                 | 1  | 115,000,000              | (50,000,000)          |
| Local Agency Investment Fund (LAIF)        | 65,000,000              | -   | 65,000,000                | 3.57                    | 2.11                 | 1  | 65,000,000               | -                     |
| Federally Insured Cash Account (FICA)      | 25,000,000              | -   | 25,000,000                | 1.37                    | 1.66                 | 1  | 65,000,000               | (40,000,000)          |
| U.S. Treasury Bills                        | 103,372,436             | 1,251,014                                   | 104,623,450               | 5.74                    | 2.02                 | 85   | 114,323,700              | (9,700,250)           |
| U.S. Treasury Notes                        | 222,623,047             | 1,521,603                                   | 224,144,650               | 12.29                   | 1.85                 | 397  | 144,459,600              | 79,685,050            |
| Government Agency Bonds                    | 380,457,134             | 698,512                                     | 381,155,646               | 20.91                   | 1.74                 | 488  | 326,428,715              | 54,726,931            |
| Government Agency Discount Notes           | 302,131,185             | 730,115                                     | 302,861,300               | 16.63                   | 1.57                 | 162  | 84,666,600               | 218,194,700           |
| Government Agency Bonds - Callable         | 549,941,644             | (397,686)                                   | 549,543,958               | 30.22                   | 1.94                 | 1,180                                      | 425,531,169              | 124,012,790           |
| <b>Total</b>                               | <u>\$ 1,817,331,805</u> | <u>\$ 3,803,559</u>                         | <u>\$ 1,821,135,365</u>   | <u>100.00</u>           | <u>1.81%</u>         | <u>539</u>                                 | <u>\$ 1,477,066,028</u>  | <u>\$ 344,069,336</u> |

\*Provided by Union Bank

**Treasurer's Pool Earnings Summary:**

|  |                  |
|--|------------------|
| <b>Total Net Earnings on the Treasurer's Pool**</b>  | \$ 6,864,336     |
| <b>Average Daily Balance on the Treasurer's Pool</b> | \$ 1,573,585,529 |
| <b>Net Interest Rate on the Treasurer's Pool</b>     | 1.731%           |

\*\*Total net earnings including earned interest, amortization and realized gains and losses on investments.

| Asset Description | Cost                | Net Unrealized<br>Holding<br>Gains/(Losses) | Fair Value<br>12/31/2019 | Percent of<br>Portfolio | Yield to<br>Maturity | Weighted<br>Average<br>Days to<br>Maturity | Fair Value<br>9/30/2019 | Net Change            |
|-------------------|---------------------|---|--------------------------|-------------------------|----------------------|--|-------------------------|-----------------------|
| Cannabis Cash***  | \$ 4,205,592        | \$ -  | \$ 4,205,592             | 0.00                    | 1.12%                | 1  | \$ 8,513,089            | \$ (4,307,497)        |
| <b>Total</b>      | <u>\$ 4,205,592</u> | <u>\$ -</u>                                 | <u>\$ 4,205,592</u>      | <u>0.00</u>             | <u>1.12%</u>         | <u>1</u>                                   | <u>\$ 8,513,089</u>     | <u>\$ (4,307,497)</u> |

\*\*\*Proceeds from Cannabis operations are segregated from the Investment Pool and do not receive Investment Pool interest apportionment.



# Santa Barbara County Treasurer's Investment Pool

## Notes to the Statement of Assets

December 31, 2019

### **Note 1 – Summary of Significant Accounting Policies**

#### ***The Financial Reporting Entity***

The Treasurer's Investment Pool Statement of Assets includes the cash balances of substantially all funds, which are invested by the County Treasurer. The Santa Barbara County Treasurer's Investment Pool (The Pool) is managed by the Treasurer on behalf of the Pool participants which includes the County, local school districts, and certain special districts who are required by State statutes to participate in the pool. Other municipal agencies may voluntarily participate in the pool.

#### ***Cash***

The cash balance on the Statement of Assets includes cash on deposit at the bank, deposits in-transit to the bank, and deposits in-transit from banks for payments related to third-party credit card and debit card transactions.

#### ***Investments***

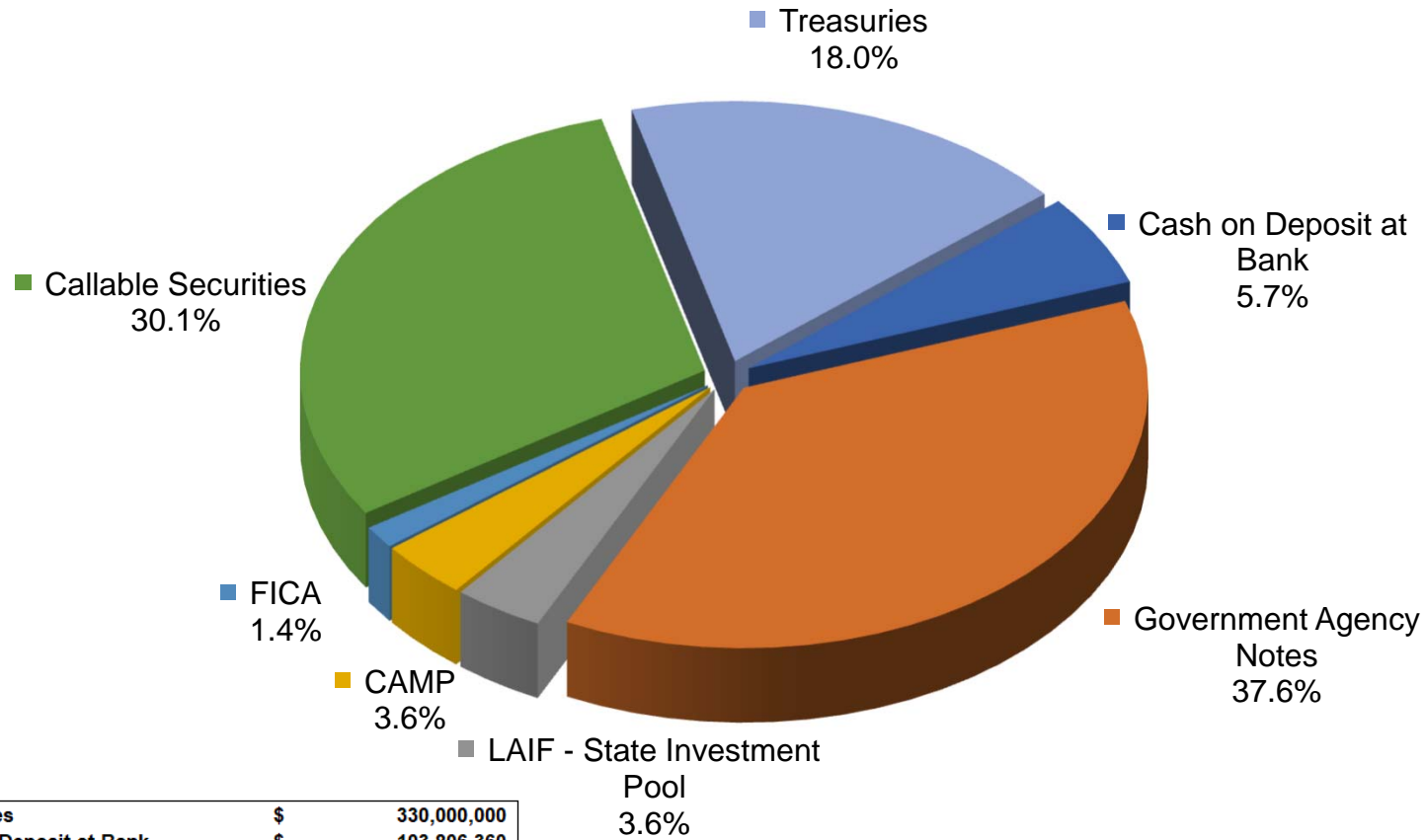
Pursuant to Section 53646 of the Government Code, the County Treasurer prepares an *Investment Policy Statement* annually and presents it to the Treasury Oversight Committee for review and the Board of Supervisors for approval.

The Investment Policy Statement provides the basis for the management of a prudent, conservative investment program. The objectives of the Pool are primarily to safeguard investment principal, secondarily to maintain sufficient liquidity to meet cash flow needs, and lastly to attain a return on the funds. All investments are made in accordance with the Government Code and, in general, the Treasurer's Investment Policy is more restrictive than state law. Types of securities in which the Treasurer may invest include U.S. Treasury and U.S. government agency securities; state and/or local agency bonds, notes, warrants or certificates of indebtedness; bankers' acceptances; commercial paper; corporate notes; negotiable certificates of deposit; repurchase agreements; reverse repurchase agreements; securities lending; bank deposits; money market mutual funds; the State of California Local Agency Investment Fund (LAIF); and investment pools managed by a Joint Powers Authority.

#### ***Financial Statement Presentation***

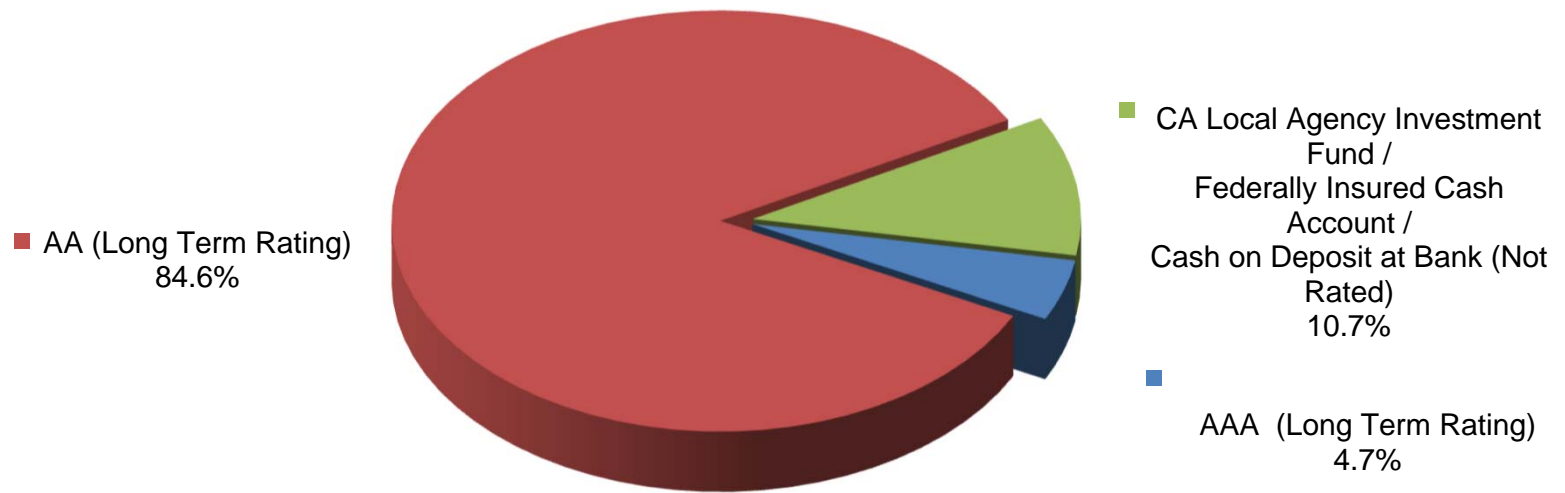
The accompanying special-purpose statement of assets was prepared on the modified cash basis of accounting and for the purpose of presenting the assets of the Treasury pursuant to the California Government Code Section 26920 and is not intended to be a presentation in conformity with accounting principles generally accepted in the United States of America. Accordingly, Treasury management has elected to omit certain note disclosures required by Governmental Accounting Standards Board statements since such disclosures are not required by the California Government Code Section 26920.

## TREASURER'S INVESTMENT POOL ASSET DISTRIBUTION BY SECTOR (PAR VALUE) 12/31/2019



|                              |           |                      |
|------------------------------|-----------|----------------------|
| Treasuries                   | \$        | 330,000,000          |
| Cash on Deposit at Bank      | \$        | 103,806,360          |
| Government Agency Notes      | \$        | 686,168,000          |
| LAIF - State Investment Pool | \$        | 65,000,000           |
| CAMP                         | \$        | 65,000,000           |
| FICA                         | \$        | 25,000,000           |
| Callable Securities          | \$        | 550,241,000          |
| <b>TOTAL</b>                 | <b>\$</b> | <b>1,825,215,360</b> |

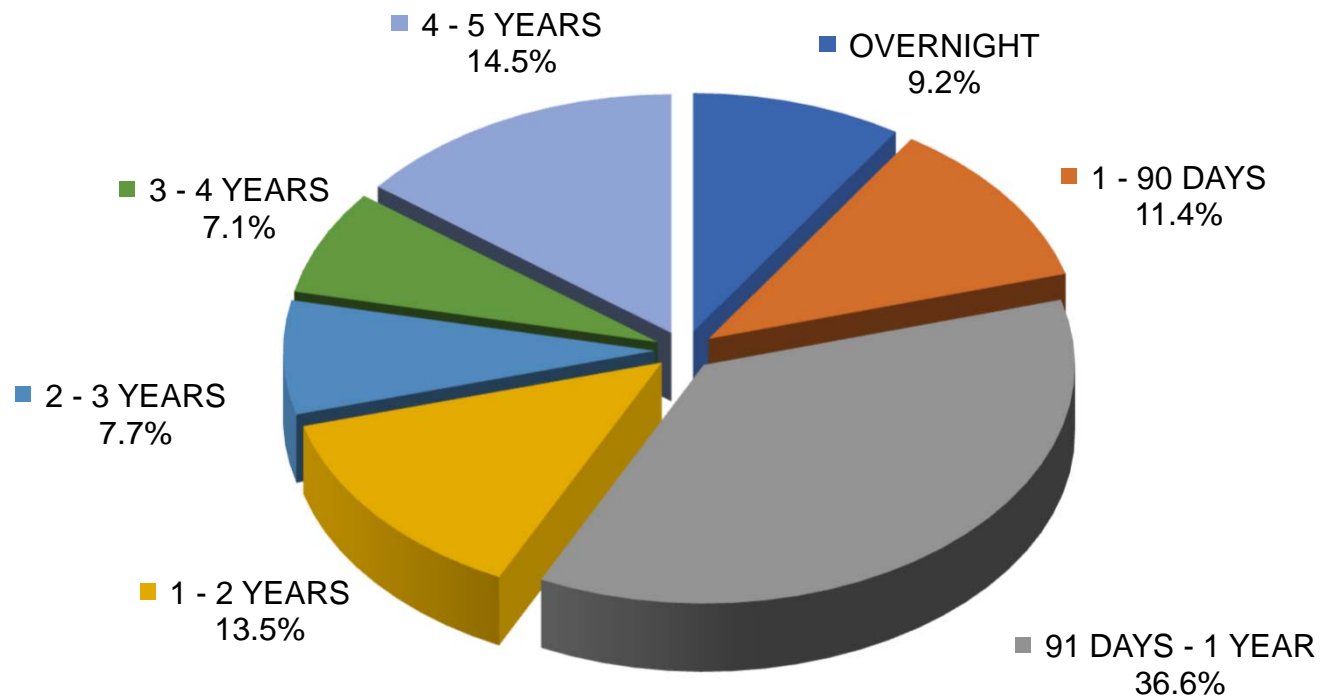
## S&P CREDIT RATING AT TIME OF PURCHASE BY PERCENT OF BOOK VALUE 12/31/2019



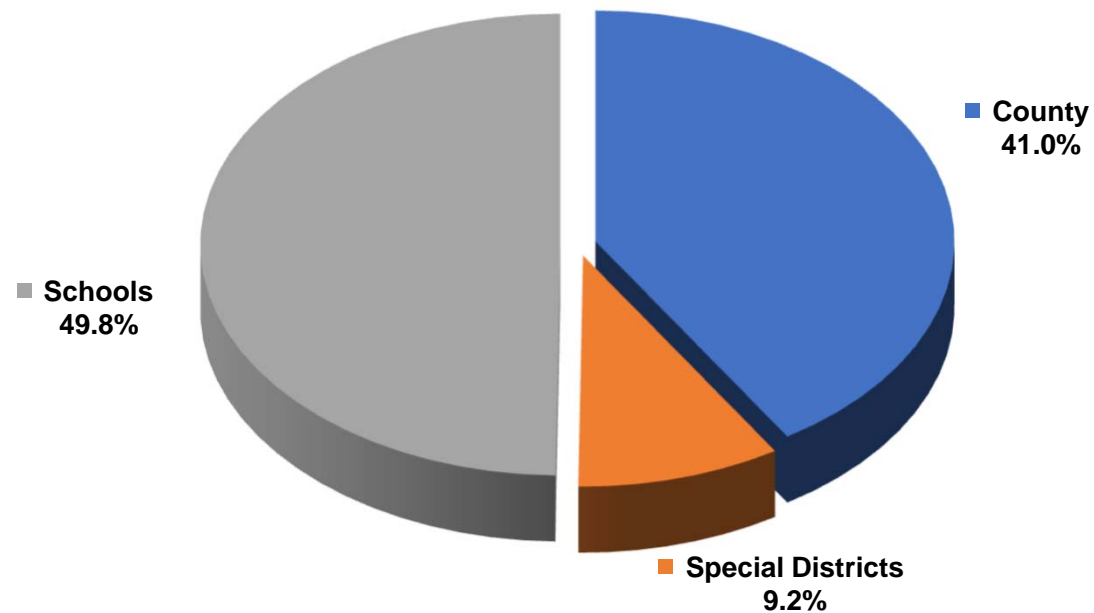
**Investment Policy Requirements:**

- US Treasuries: N/A
- Agency of the Federal Government/US Government Sponsored: N/A
- Commercial Paper of US Corporations, Assets Greater Than \$500 million: A1, P1, F1 (by two of the three rating agencies)
- State of California - LAIF/Managed Investment Pools: N/A
- Negotiable CD's: A1, P1, F1 (by two of the three rating agencies)
- Medium Term Notes/Corporate Notes of US Corporations: Up to three years: AA- by at least two of the three rating agencies. Greater than three years: AA by at least two of the three rating agencies.

**TREASURER'S INVESTMENT POOL  
MATURITY DISTRIBUTION  
12/31/2019**

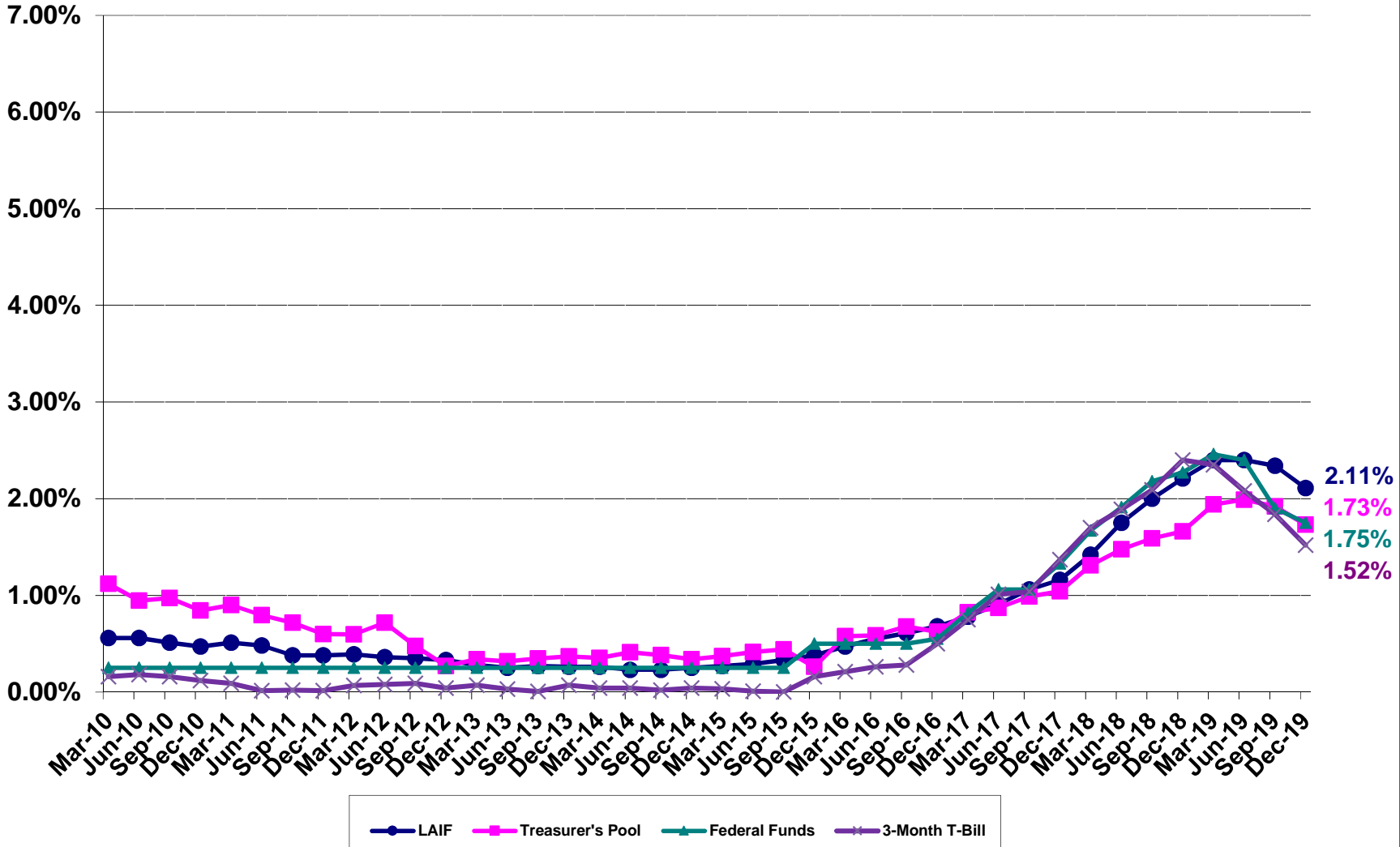


## TREASURER'S INVESTMENT POOL AVERAGE DAILY CASH BALANCE & INCOME DISTRIBUTION FOR THE QUARTER ENDED 12/31/2019



The average daily cash balance of all entities in the pool during the quarter was \$1,573,585,529. Aggregate interest earnings of \$6,864,336 was distributed to pool participants.

**TREASURER'S INVESTMENT POOL  
 QUARTERLY PERFORMANCE VERSUS SELECTED BENCHMARKS  
 12/31/2019**



**County Pool 2019-2020  
Portfolio Management  
Portfolio Details - Investments  
December 31, 2019**

| CUSIP                                   | Investment # | Issuer                   | Average Balance      | Purchase Date | Par Value             | Market Value          | Book Value            | Stated Rate | YTM Maturity | Maturity Date    |
|---|--------------|--------------------------|----------------------|---------------|-----------------------|-----------------------|-----------------------|-------------|--------------|------------------|
| <b>BofA</b>                             |              |                          |                      |               |                       |                       |                       |             |              |                  |
| SYS6995                                 | 6995         | Bank of America Corp.    |                      | 07/01/2019    | 103,806,360.00        | 103,806,360.00        | 103,806,360.00        | 1.540       | 1.540        | 1                |
| <b>Subtotal and Average</b>             |              |                          | <b>1,128,330.00</b>  |               | <b>103,806,360.00</b> | <b>103,806,360.00</b> | <b>103,806,360.00</b> |             | <b>1.540</b> | <b>1</b>         |
| <b>FICA</b>                             |              |                          |                      |               |                       |                       |                       |             |              |                  |
| SYS6255                                 | 6255         | FICA                     |                      |               | 25,000,000.00         | 25,000,000.00         | 25,000,000.00         | 1.660       | 1.660        | 1                |
| <b>Subtotal and Average</b>             |              |                          | <b>33,374,711.84</b> |               | <b>25,000,000.00</b>  | <b>25,000,000.00</b>  | <b>25,000,000.00</b>  |             | <b>1.660</b> | <b>1</b>         |
| <b>CAMP</b>                             |              |                          |                      |               |                       |                       |                       |             |              |                  |
| SYS5272                                 | 5272         | CAMP                     |                      |               | 65,000,000.00         | 65,000,000.00         | 65,000,000.00         | 1.910       | 1.910        | 1                |
| <b>Subtotal and Average</b>             |              |                          | <b>81,304,347.83</b> |               | <b>65,000,000.00</b>  | <b>65,000,000.00</b>  | <b>65,000,000.00</b>  |             | <b>1.910</b> | <b>1</b>         |
| <b>Local Agency Investment Funds</b>    |              |                          |                      |               |                       |                       |                       |             |              |                  |
| SYS1009                                 | 1009         | LAIF                     |                      |               | 65,000,000.00         | 65,000,000.00         | 65,000,000.00         | 2.110       | 2.110        | 1                |
| <b>Subtotal and Average</b>             |              |                          | <b>65,000,000.00</b> |               | <b>65,000,000.00</b>  | <b>65,000,000.00</b>  | <b>65,000,000.00</b>  |             | <b>2.110</b> | <b>1</b>         |
| <b>Federal Agency Coupon Securities</b> |              |                          |                      |               |                       |                       |                       |             |              |                  |
| 3133EGR98                               | 6184         | Federal Farm Credit Bank |                      | 12/07/2016    | 5,000,000.00          | 5,000,000.00          | 5,000,000.00          | 2.020       | 2.020        | 615 09/07/2021   |
| 3133EHHB2                               | 6355         | Federal Farm Credit Bank |                      | 04/27/2017    | 5,000,000.00          | 4,997,750.00          | 4,999,033.33          | 1.450       | 1.512        | 117 04/27/2020   |
| 3133EHHK5                               | 6392         | Federal Farm Credit Bank |                      | 05/23/2017    | 5,000,000.00          | 5,000,700.00          | 4,999,539.30          | 1.570       | 1.587        | 204 07/23/2020   |
| 3133EHVX8                               | 6517         | Federal Farm Credit Bank |                      | 09/18/2017    | 5,000,000.00          | 4,998,700.00          | 4,997,771.50          | 1.500       | 1.571        | 236 08/24/2020   |
| 3133EHZA4                               | 6523         | Federal Farm Credit Bank |                      | 09/20/2017    | 5,000,000.00          | 5,008,200.00          | 4,993,122.22          | 1.660       | 1.743        | 628 09/20/2021   |
| 3133EHJ95                               | 6574         | Federal Farm Credit Bank |                      | 10/26/2017    | 5,000,000.00          | 5,004,350.00          | 4,999,726.85          | 1.750       | 1.757        | 299 10/26/2020   |
| 3133EH6L2                               | 6633         | Federal Farm Credit Bank |                      | 01/10/2018    | 5,000,000.00          | 5,000,450.00          | 4,999,937.50          | 1.950       | 2.001        | 9 01/10/2020     |
| 3133EJAD1                               | 6641         | Federal Farm Credit Bank |                      | 01/23/2018    | 5,000,000.00          | 5,027,700.00          | 4,998,122.67          | 2.150       | 2.190        | 357 12/23/2020   |
| 3133EJXV6                               | 6718         | Federal Farm Credit Bank |                      | 08/28/2018    | 5,000,000.00          | 5,064,000.00          | 4,997,997.54          | 2.700       | 2.736        | 419 02/23/2021   |
| 3133EE5Z9                               | 6833         | Federal Farm Credit Bank |                      | 03/28/2019    | 5,528,000.00          | 5,534,965.28          | 5,508,617.88          | 1.750       | 2.355        | 216 08/04/2020   |
| 3133EKZK5                               | 6920         | Federal Farm Credit Bank |                      | 08/14/2019    | 10,000,000.00         | 9,987,500.00          | 9,993,213.54          | 1.600       | 1.619        | 1,321 08/14/2023 |
| 3133EKZV1                               | 6922         | Federal Farm Credit Bank |                      | 08/16/2019    | 5,000,000.00          | 4,999,300.00          | 4,988,056.25          | 1.550       | 1.700        | 593 08/16/2021   |
| 3133EKA63                               | 6923         | Federal Farm Credit Bank |                      | 08/16/2019    | 5,000,000.00          | 4,964,600.00          | 4,992,923.75          | 1.600       | 1.632        | 1,689 08/16/2024 |
| 3133EKM45                               | 6935         | Federal Farm Credit Bank |                      | 09/09/2019    | 5,000,000.00          | 4,986,000.00          | 4,995,027.16          | 1.500       | 1.538        | 979 09/06/2022   |
| 3133EKZY5                               | 6939         | Federal Farm Credit Bank |                      | 09/12/2019    | 5,000,000.00          | 4,994,000.00          | 4,985,959.14          | 1.550       | 1.670        | 882 06/01/2022   |
| 3133EKY91                               | 6965         | Federal Farm Credit Bank |                      | 10/11/2019    | 5,000,000.00          | 4,968,300.00          | 4,990,092.59          | 1.375       | 1.448        | 1,014 10/11/2022 |
| 3133EK4X1                               | 6975         | Federal Farm Credit Bank |                      | 11/01/2019    | 5,000,000.00          | 4,992,850.00          | 4,986,870.83          | 1.600       | 1.671        | 1,400 11/01/2023 |
| 3133EK4X1                               | 6978         | Federal Farm Credit Bank |                      | 11/04/2019    | 5,000,000.00          | 4,992,850.00          | 4,993,277.66          | 1.600       | 1.636        | 1,400 11/01/2023 |
| 3133EK6J0                               | 6988         | Federal Farm Credit Bank |                      | 11/08/2019    | 5,000,000.00          | 4,964,750.00          | 4,987,237.19          | 1.625       | 1.680        | 1,773 11/08/2024 |
| 3133EK7A8                               | 6992         | Federal Farm Credit Bank |                      | 11/13/2019    | 10,000,000.00         | 10,009,100.00         | 9,993,257.78          | 1.625       | 1.675        | 498 05/13/2021   |
| 3133ELCP7                               | 7009         | Federal Farm Credit Bank |                      | 12/03/2019    | 5,000,000.00          | 4,963,100.00          | 4,992,715.11          | 1.625       | 1.656        | 1,798 12/03/2024 |
| 3133ELCS1                               | 7023         | Federal Farm Credit Bank |                      | 12/11/2019    | 5,000,000.00          | 4,964,200.00          | 4,987,663.40          | 1.550       | 1.611        | 1,531 03/11/2024 |

**County Pool 2019-2020  
Portfolio Management  
Portfolio Details - Investments  
December 31, 2019**

| CUSIP                                   | Investment # | Issuer                         | Average Balance | Purchase Date | Par Value     | Market Value | Book Value    | Stated Rate | YTM   | Days to Maturity | Maturity Date |
|---|--------------|--------------------------------|-----------------|---------------|---------------|--------------|---------------|-------------|-------|------------------|---------------|
| <b>Federal Agency Coupon Securities</b> |              |                                |                 |               |               |              |               |             |       |                  |               |
| 3133ELDU5                               | 7028         | Federal Farm Credit Bank       |                 | 12/13/2019    | 5,000,000.00  | 4,998,450.00 | 4,993,516.25  | 1.580       | 1.648 | 712              | 12/13/2021    |
| 3133ELFJ8                               | 7056         | Federal Farm Credit Bank       |                 | 12/30/2019    | 10,000,000.00 | 9,998,100.00 | 10,000,000.00 | 1.625       | 1.625 | 364              | 12/30/2020    |
| 3130AANA2                               | 6240         | Federal Home Loan Bank         |                 | 01/30/2017    | 5,000,000.00  | 5,002,300.00 | 5,000,000.00  | 1.750       | 1.750 | 211              | 07/30/2020    |
| 3130AB3T1                               | 6342         | Federal Home Loan Bank         |                 | 04/24/2017    | 5,000,000.00  | 5,002,600.00 | 5,000,000.00  | 1.750       | 1.750 | 205              | 07/24/2020    |
| 3130ABVU7                               | 6469         | Federal Home Loan Bank         |                 | 07/27/2017    | 5,000,000.00  | 4,999,800.00 | 5,000,000.00  | 1.625       | 1.625 | 208              | 07/27/2020    |
| 3130ABUN4                               | 6518         | Federal Home Loan Bank         |                 | 09/18/2017    | 5,000,000.00  | 4,998,750.00 | 5,000,000.00  | 1.520       | 1.520 | 58               | 02/28/2020    |
| 3130A66T9                               | 6526         | Federal Home Loan Bank         |                 | 09/21/2017    | 5,000,000.00  | 4,998,900.00 | 5,000,000.00  | 1.625       | 1.625 | 254              | 09/11/2020    |
| 3130ACHQ0                               | 6570         | Federal Home Loan Bank         |                 | 10/19/2017    | 5,000,000.00  | 5,002,150.00 | 4,998,933.33  | 1.750       | 1.778 | 292              | 10/19/2020    |
| 3130ACN83                               | 6578         | Federal Home Loan Bank         |                 | 10/30/2017    | 5,000,000.00  | 5,001,650.00 | 4,999,560.66  | 1.700       | 1.724 | 135              | 05/15/2020    |
| 3130ACUK8                               | 6587         | Federal Home Loan Bank         |                 | 11/28/2017    | 5,000,000.00  | 5,025,750.00 | 5,000,000.00  | 2.000       | 2.000 | 513              | 05/28/2021    |
| 3130ABY34                               | 6588         | Federal Home Loan Bank         |                 | 11/29/2017    | 5,000,000.00  | 4,999,000.00 | 4,995,280.44  | 1.613       | 1.849 | 149              | 05/29/2020    |
| 3130ACN83                               | 6621         | Federal Home Loan Bank         |                 | 12/19/2017    | 5,000,000.00  | 5,001,650.00 | 4,995,512.70  | 1.700       | 1.947 | 135              | 05/15/2020    |
| 3130AGWK7                               | 6926         | Federal Home Loan Bank         |                 | 08/20/2019    | 5,000,000.00  | 4,961,350.00 | 4,998,145.96  | 1.500       | 1.508 | 1,688            | 08/15/2024    |
| 313382K69                               | 6943         | Federal Home Loan Bank         |                 | 09/16/2019    | 5,000,000.00  | 5,009,100.00 | 4,992,843.47  | 1.750       | 1.872 | 436              | 03/12/2021    |
| 3130AHB85                               | 6960         | Federal Home Loan Bank         |                 | 10/07/2019    | 5,000,000.00  | 4,998,250.00 | 4,999,425.00  | 1.625       | 1.640 | 280              | 10/07/2020    |
| 3130AHB85                               | 6962         | Federal Home Loan Bank         |                 | 10/08/2019    | 10,000,000.00 | 9,996,500.00 | 10,000,000.00 | 1.625       | 1.625 | 280              | 10/07/2020    |
| 3130ACE26                               | 6969         | Federal Home Loan Bank         |                 | 10/18/2019    | 5,000,000.00  | 4,990,850.00 | 4,990,458.68  | 1.375       | 1.635 | 271              | 09/28/2020    |
| 3130AHJY0                               | 6987         | Federal Home Loan Bank         |                 | 11/08/2019    | 3,000,000.00  | 3,003,630.00 | 2,995,241.94  | 1.625       | 1.711 | 688              | 11/19/2021    |
| 3134G8WH8                               | 6070         | Federal Home Loan Mortgage Co. |                 | 04/27/2016    | 5,250,000.00  | 5,246,010.00 | 5,250,000.00  | 1.400       | 1.400 | 117              | 04/27/2020    |
| 3134G9AH0                               | 6072         | Federal Home Loan Mortgage Co. |                 | 04/27/2016    | 5,000,000.00  | 4,998,500.00 | 5,000,000.00  | 1.300       | 1.300 | 26               | 01/27/2020    |
| 3134G9AH0                               | 6073         | Federal Home Loan Mortgage Co. |                 | 04/27/2016    | 4,000,000.00  | 3,998,800.00 | 4,000,000.00  | 1.300       | 1.300 | 26               | 01/27/2020    |
| 3134G9BA4                               | 6074         | Federal Home Loan Mortgage Co. |                 | 04/28/2016    | 4,250,000.00  | 4,243,922.50 | 4,250,000.00  | 1.370       | 1.370 | 209              | 07/28/2020    |
| 3134GA3Q5                               | 6248         | Federal Home Loan Mortgage Co. |                 | 02/28/2017    | 1,840,000.00  | 1,857,516.80 | 1,840,000.00  | 2.050       | 2.050 | 789              | 02/28/2022    |
| 3134GBAG7                               | 6297         | Federal Home Loan Mortgage Co. |                 | 04/11/2017    | 5,000,000.00  | 5,002,450.00 | 5,000,000.00  | 1.750       | 1.750 | 180              | 06/29/2020    |
| 3134GBFV9                               | 6354         | Federal Home Loan Mortgage Co. |                 | 04/27/2017    | 5,000,000.00  | 5,009,650.00 | 5,000,000.00  | 2.250       | 1.917 | 117              | 04/27/2020    |
| 3134GBJF0                               | 6357         | Federal Home Loan Mortgage Co. |                 | 04/27/2017    | 5,000,000.00  | 5,015,100.00 | 5,000,000.00  | 1.800       | 1.800 | 573              | 07/27/2021    |
| 3134GBUG5                               | 6464         | Federal Home Loan Mortgage Co. |                 | 07/21/2017    | 5,000,000.00  | 4,999,650.00 | 4,999,369.09  | 1.625       | 1.651 | 180              | 06/29/2020    |
| 3134GBB35                               | 6477         | Federal Home Loan Mortgage Co. |                 | 08/10/2017    | 5,000,000.00  | 5,002,400.00 | 5,000,000.00  | 1.700       | 1.700 | 222              | 08/10/2020    |
| 3134GBL83                               | 6550         | Federal Home Loan Mortgage Co. |                 | 09/27/2017    | 5,000,000.00  | 4,999,450.00 | 5,000,000.00  | 1.600       | 1.600 | 86               | 03/27/2020    |
| 3134GBN32                               | 6556         | Federal Home Loan Mortgage Co. |                 | 09/28/2017    | 4,100,000.00  | 4,102,624.00 | 4,099,493.19  | 1.700       | 1.717 | 271              | 09/28/2020    |
| 3134GBF64                               | 6557         | Federal Home Loan Mortgage Co. |                 | 09/28/2017    | 5,000,000.00  | 4,999,550.00 | 5,000,000.00  | 1.600       | 1.600 | 271              | 09/28/2020    |
| 3134GBN40                               | 6562         | Federal Home Loan Mortgage Co. |                 | 09/29/2017    | 5,000,000.00  | 4,999,950.00 | 5,000,000.00  | 1.625       | 1.625 | 180              | 06/29/2020    |
| 3134GBP89                               | 6575         | Federal Home Loan Mortgage Co. |                 | 10/26/2017    | 5,000,000.00  | 5,016,150.00 | 5,000,000.00  | 1.850       | 1.850 | 481              | 04/26/2021    |
| 3134GBU83                               | 6577         | Federal Home Loan Mortgage Co. |                 | 10/30/2017    | 5,000,000.00  | 5,033,350.00 | 5,000,000.00  | 2.000       | 2.000 | 667              | 10/29/2021    |
| 3134GBP55                               | 6622         | Federal Home Loan Mortgage Co. |                 | 12/20/2017    | 5,000,000.00  | 5,047,700.00 | 4,975,739.14  | 2.000       | 2.220 | 846              | 04/26/2022    |
| 3137EAEJ4                               | 6625         | Federal Home Loan Mortgage Co. |                 | 12/22/2017    | 5,000,000.00  | 4,999,700.00 | 4,985,753.26  | 1.625       | 2.020 | 272              | 09/29/2020    |
| 3134GSAC9                               | 6627         | Federal Home Loan Mortgage Co. |                 | 12/28/2017    | 5,000,000.00  | 5,022,000.00 | 5,000,000.00  | 2.050       | 2.050 | 362              | 12/28/2020    |
| 3134GSET8                               | 6663         | Federal Home Loan Mortgage Co. |                 | 02/27/2018    | 5,000,000.00  | 5,071,100.00 | 5,000,000.00  | 2.500       | 2.500 | 604              | 08/27/2021    |



**County Pool 2019-2020  
Portfolio Management  
Portfolio Details - Investments  
December 31, 2019**

| CUSIP                                   | Investment # | Issuer                         | Average Balance       | Purchase Date | Par Value             | Market Value          | Book Value            | Stated Rate | YTM          | Days to Maturity | Maturity Date |
|---|--------------|--------------------------------|-----------------------|---------------|-----------------------|-----------------------|-----------------------|-------------|--------------|------------------|---------------|
| <b>Federal Agency Coupon Securities</b> |              |                                |                       |               |                       |                       |                       |             |              |                  |               |
| 3137EAEC9                               | 6924         | Federal Home Loan Mortgage Co. |                       | 08/16/2019    | 10,000,000.00         | 9,926,200.00          | 9,935,701.96          | 1.125       | 1.531        | 589              | 08/12/2021    |
| 3136G3U86                               | 6143         | Federal Nat'l Mtg. Assoc.      |                       | 08/25/2016    | 5,000,000.00          | 4,988,300.00          | 5,000,000.00          | 1.300       | 1.300        | 237              | 08/25/2020    |
| 3136G1CL1                               | 6187         | Federal Nat'l Mtg. Assoc.      |                       | 12/07/2016    | 5,000,000.00          | 4,999,250.00          | 4,999,985.13          | 1.500       | 1.502        | 50               | 02/20/2020    |
| 3135G0J20                               | 6190         | Federal Nat'l Mtg. Assoc.      |                       | 12/09/2016    | 5,000,000.00          | 4,987,450.00          | 4,978,962.76          | 1.375       | 1.755        | 422              | 02/26/2021    |
| 3136G4KW2                               | 6247         | Federal Nat'l Mtg. Assoc.      |                       | 02/14/2017    | 3,200,000.00          | 3,200,128.00          | 3,200,000.00          | 1.650       | 1.650        | 44               | 02/14/2020    |
| 3136G4KQ5                               | 6252         | Federal Nat'l Mtg. Assoc.      |                       | 03/03/2017    | 5,000,000.00          | 5,000,000.00          | 4,999,858.41          | 1.650       | 1.715        | 16               | 01/17/2020    |
| 3135G0T60                               | 6496         | Federal Nat'l Mtg. Assoc.      |                       | 08/29/2017    | 5,000,000.00          | 4,995,350.00          | 4,999,602.28          | 1.500       | 1.514        | 211              | 07/30/2020    |
| 3135G0T60                               | 6603         | Federal Nat'l Mtg. Assoc.      |                       | 12/11/2017    | 5,000,000.00          | 4,995,350.00          | 4,987,446.79          | 1.500       | 1.945        | 211              | 07/30/2020    |
| 3136G4RH8                               | 6644         | Federal Nat'l Mtg. Assoc.      |                       | 01/30/2018    | 5,000,000.00          | 5,030,450.00          | 4,998,835.19          | 2.200       | 2.223        | 392              | 01/27/2021    |
| 3135G0W33                               | 6934         | Federal Nat'l Mtg. Assoc.      |                       | 09/06/2019    | 5,000,000.00          | 4,967,100.00          | 4,982,889.12          | 1.375       | 1.506        | 979              | 09/06/2022    |
| 3135G0D75                               | 6954         | Federal Nat'l Mtg. Assoc.      |                       | 10/01/2019    | 10,000,000.00         | 9,993,000.00          | 9,983,751.72          | 1.500       | 1.845        | 173              | 06/22/2020    |
| 3135G0T60                               | 6955         | Federal Nat'l Mtg. Assoc.      |                       | 10/01/2019    | 5,000,000.00          | 4,995,350.00          | 4,990,547.05          | 1.500       | 1.829        | 211              | 07/30/2020    |
| <b>Subtotal and Average</b>             |              |                                | <b>365,131,393.57</b> |               | <b>381,168,000.00</b> | <b>381,155,646.58</b> | <b>380,797,016.71</b> |             | <b>1.738</b> | <b>488</b>       |               |
| <b>Federal Agency Disc. -Amortizing</b> |              |                                |                       |               |                       |                       |                       |             |              |                  |               |
| 313312ZS2                               | 6946         | FC Discount Note               |                       | 09/20/2019    | 10,000,000.00         | 9,911,900.00          | 9,893,988.89          | 1.880       | 1.930        | 203              | 07/22/2020    |
| 313312M56                               | 7042         | FC Discount Note               |                       | 12/18/2019    | 10,000,000.00         | 9,872,100.00          | 9,865,777.78          | 1.600       | 1.640        | 302              | 10/29/2020    |
| 313312A67                               | 7063         | FC Discount Note               |                       | 12/31/2019    | 5,000,000.00          | 4,953,650.00          | 4,953,118.06          | 1.570       | 1.605        | 215              | 08/03/2020    |
| 313312UY4                               | 6849         | Fed Farm Crd Discount Note     |                       | 04/16/2019    | 5,000,000.00          | 4,980,950.00          | 4,970,580.56          | 2.380       | 2.456        | 89               | 03/30/2020    |
| 313312XY1                               | 6981         | Fed Farm Crd Discount Note     |                       | 11/06/2019    | 10,000,000.00         | 9,929,800.00          | 9,930,680.55          | 1.550       | 1.584        | 161              | 06/10/2020    |
| 313312SU5                               | 7062         | Fed Farm Crd Discount Note     |                       | 12/31/2019    | 10,000,000.00         | 9,984,800.00          | 9,984,172.22          | 1.540       | 1.564        | 37               | 02/07/2020    |
| 313384ST7                               | 6873         | FHLB Disc Corp                 |                       | 05/06/2019    | 5,000,000.00          | 4,992,600.00          | 4,988,400.00          | 2.320       | 2.385        | 36               | 02/06/2020    |
| 313384YP8                               | 6972         | FHLB Disc Corp                 |                       | 10/30/2019    | 10,000,000.00         | 9,923,200.00          | 9,925,200.00          | 1.560       | 1.564        | 176              | 06/25/2020    |
| 313384WG0                               | 6979         | FHLB Disc Corp                 |                       | 11/04/2019    | 10,000,000.00         | 9,947,700.00          | 9,948,575.00          | 1.530       | 1.563        | 121              | 05/01/2020    |
| 313384ZD4                               | 6996         | FHLB Disc Corp                 |                       | 11/15/2019    | 10,000,000.00         | 9,917,600.00          | 9,919,250.00          | 1.530       | 1.564        | 190              | 07/09/2020    |
| 313384TY5                               | 7024         | FHLB Disc Corp                 |                       | 12/11/2019    | 10,000,000.00         | 9,972,300.00          | 9,972,284.73          | 1.535       | 1.562        | 65               | 03/06/2020    |
| 313384VR7                               | 7025         | FHLB Disc Corp                 |                       | 12/12/2019    | 10,000,000.00         | 9,954,200.00          | 9,954,361.11          | 1.550       | 1.580        | 106              | 04/16/2020    |
| 313384TJ8                               | 7026         | FHLB Disc Corp                 |                       | 12/12/2019    | 5,000,000.00          | 4,989,450.00          | 4,988,950.00          | 1.560       | 1.587        | 51               | 02/21/2020    |
| 313384XT1                               | 7036         | FHLB Disc Corp                 |                       | 12/17/2019    | 10,000,000.00         | 9,932,000.00          | 9,932,616.67          | 1.555       | 1.588        | 156              | 06/05/2020    |
| 313384YA1                               | 7037         | FHLB Disc Corp                 |                       | 12/17/2019    | 10,000,000.00         | 9,928,900.00          | 9,929,593.06          | 1.555       | 1.589        | 163              | 06/12/2020    |
| 313384ZE2                               | 7038         | FHLB Disc Corp                 |                       | 12/17/2019    | 10,000,000.00         | 9,917,100.00          | 9,918,825.00          | 1.530       | 1.564        | 191              | 07/10/2020    |
| 313384UN7                               | 7049         | FHLB Disc Corp                 |                       | 12/23/2019    | 5,000,000.00          | 4,983,100.00          | 4,982,609.03          | 1.585       | 1.613        | 79               | 03/20/2020    |
| 313384YU7                               | 7054         | FHLB Disc Corp                 |                       | 12/27/2019    | 10,000,000.00         | 9,921,000.00          | 9,923,075.00          | 1.530       | 1.563        | 181              | 06/30/2020    |
| 313384RU5                               | 6870         | Fed Home Ln Discount Nt        |                       | 04/25/2019    | 5,000,000.00          | 4,997,500.00          | 4,995,738.89          | 2.360       | 2.426        | 13               | 01/14/2020    |
| 313384SD2                               | 7020         | Fed Home Ln Discount Nt        |                       | 12/10/2019    | 10,000,000.00         | 9,991,200.00          | 9,990,680.55          | 1.525       | 1.549        | 22               | 01/23/2020    |
| 313384YQ6                               | 7041         | Fed Home Ln Discount Nt        |                       | 12/18/2019    | 10,000,000.00         | 9,922,800.00          | 9,924,775.00          | 1.530       | 1.563        | 177              | 06/26/2020    |
| 313396XL2                               | 6967         | Freddie Discount               |                       | 10/17/2019    | 10,000,000.00         | 9,935,500.00          | 9,936,675.00          | 1.530       | 1.564        | 149              | 05/29/2020    |
| 313396XK4                               | 6968         | Freddie Discount               |                       | 10/17/2019    | 10,000,000.00         | 9,935,900.00          | 9,937,100.00          | 1.530       | 1.564        | 148              | 05/28/2020    |

**County Pool 2019-2020  
Portfolio Management  
Portfolio Details - Investments  
December 31, 2019**

| CUSIP                                   | Investment # | Issuer           | Average Balance       | Purchase Date | Par Value             | Market Value          | Book Value            | Stated Rate | YTM          | Days to Maturity | Maturity Date |
|---|--------------|------------------|-----------------------|---------------|-----------------------|-----------------------|-----------------------|-------------|--------------|------------------|---------------|
| <b>Federal Agency Disc. -Amortizing</b> |              |                  |                       |               |                       |                       |                       |             |              |                  |               |
| 313396YV9                               | 6980         | Freddie Discount |                       | 11/05/2019    | 10,000,000.00         | 9,921,100.00          | 9,925,683.33          | 1.470       | 1.502        | 182              | 07/01/2020    |
| 313396A94                               | 6982         | Freddie Discount |                       | 11/06/2019    | 10,000,000.00         | 9,906,000.00          | 9,909,166.66          | 1.500       | 1.534        | 218              | 08/06/2020    |
| 313396C76                               | 6985         | Freddie Discount |                       | 11/07/2019    | 10,000,000.00         | 9,899,900.00          | 9,902,688.89          | 1.510       | 1.545        | 232              | 08/20/2020    |
| 313396C84                               | 6989         | Freddie Discount |                       | 11/08/2019    | 10,000,000.00         | 9,899,500.00          | 9,900,975.00          | 1.530       | 1.566        | 233              | 08/21/2020    |
| 313396B28                               | 6990         | Freddie Discount |                       | 11/12/2019    | 10,000,000.00         | 9,905,500.00          | 9,906,925.00          | 1.530       | 1.565        | 219              | 08/07/2020    |
| 313396ZA4                               | 6993         | Freddie Discount |                       | 11/13/2019    | 10,000,000.00         | 9,918,900.00          | 9,920,525.00          | 1.530       | 1.564        | 187              | 07/06/2020    |
| 313396A37                               | 6997         | Freddie Discount |                       | 11/15/2019    | 10,000,000.00         | 9,908,000.00          | 9,909,900.00          | 1.530       | 1.565        | 212              | 07/31/2020    |
| 313396G31                               | 7003         | Freddie Discount |                       | 11/25/2019    | 10,000,000.00         | 9,888,500.00          | 9,890,944.44          | 1.510       | 1.546        | 260              | 09/17/2020    |
| 313396A37                               | 7008         | Freddie Discount |                       | 12/02/2019    | 10,000,000.00         | 9,908,000.00          | 9,909,900.00          | 1.530       | 1.564        | 212              | 07/31/2020    |
| 313396UM3                               | 7016         | Freddie Discount |                       | 12/06/2019    | 10,000,000.00         | 9,966,600.00          | 9,966,850.00          | 1.558       | 1.558        | 78               | 03/19/2020    |
| 313396G49                               | 7032         | Freddie Discount |                       | 12/16/2019    | 5,000,000.00          | 4,944,050.00          | 4,944,900.00          | 1.520       | 1.555        | 261              | 09/18/2020    |
| <b>Subtotal and Average</b>             |              |                  | <b>150,125,048.18</b> |               | <b>305,000,000.00</b> | <b>302,861,300.00</b> | <b>302,855,485.42</b> |             | <b>1.620</b> | <b>162</b>       |               |
| <b>Treasury Coupon Securities</b>       |              |                  |                       |               |                       |                       |                       |             |              |                  |               |
| 912828L65                               | 6167         | U.S. Treasury    |                       | 11/18/2016    | 5,000,000.00          | 4,989,850.00          | 4,993,051.74          | 1.375       | 1.567        | 273              | 09/30/2020    |
| 912828L65                               | 6168         | U.S. Treasury    |                       | 11/18/2016    | 5,000,000.00          | 4,989,850.00          | 4,993,051.74          | 1.375       | 1.567        | 273              | 09/30/2020    |
| 912828J84                               | 6191         | U.S. Treasury    |                       | 12/09/2016    | 5,000,000.00          | 4,996,700.00          | 4,998,835.89          | 1.375       | 1.472        | 90               | 03/31/2020    |
| 912828XE5                               | 6192         | U.S. Treasury    |                       | 12/09/2016    | 5,000,000.00          | 4,997,250.00          | 4,999,256.30          | 1.500       | 1.537        | 151              | 05/31/2020    |
| 912828S27                               | 6216         | U.S. Treasury    |                       | 12/23/2016    | 10,000,000.00         | 9,930,100.00          | 9,876,426.14          | 1.125       | 1.993        | 546              | 06/30/2021    |
| 912828XH8                               | 6217         | U.S. Treasury    |                       | 12/23/2016    | 5,000,000.00          | 5,000,000.00          | 4,997,909.17          | 1.625       | 1.712        | 181              | 06/30/2020    |
| 912828R77                               | 6284         | U.S. Treasury    |                       | 04/06/2017    | 5,000,000.00          | 4,984,750.00          | 4,972,610.90          | 1.375       | 1.779        | 516              | 05/31/2021    |
| 912828T34                               | 6590         | U.S. Treasury    |                       | 11/29/2017    | 5,000,000.00          | 4,959,750.00          | 4,929,468.07          | 1.125       | 1.967        | 638              | 09/30/2021    |
| 912828T67                               | 6591         | U.S. Treasury    |                       | 11/29/2017    | 5,000,000.00          | 4,969,900.00          | 4,938,682.79          | 1.250       | 1.949        | 669              | 10/31/2021    |
| 912828S76                               | 6592         | U.S. Treasury    |                       | 11/29/2017    | 5,000,000.00          | 4,962,700.00          | 4,937,428.87          | 1.125       | 1.949        | 577              | 07/31/2021    |
| 912828L32                               | 6600         | U.S. Treasury    |                       | 12/08/2017    | 5,000,000.00          | 4,991,600.00          | 4,983,576.71          | 1.375       | 1.884        | 243              | 08/31/2020    |
| 912828XM7                               | 6604         | U.S. Treasury    |                       | 12/11/2017    | 5,000,000.00          | 4,999,800.00          | 4,992,948.47          | 1.625       | 1.875        | 212              | 07/31/2020    |
| 912828H52                               | 6611         | U.S. Treasury    |                       | 12/12/2017    | 5,000,000.00          | 4,998,400.00          | 4,997,611.18          | 1.250       | 1.846        | 30               | 01/31/2020    |
| 912828V31                               | 6646         | U.S. Treasury    |                       | 02/06/2018    | 5,000,000.00          | 4,999,500.00          | 4,998,640.54          | 1.375       | 2.102        | 14               | 01/15/2020    |
| 912828W22                               | 6647         | U.S. Treasury    |                       | 02/06/2018    | 5,000,000.00          | 4,998,250.00          | 4,995,480.59          | 1.375       | 2.128        | 45               | 02/15/2020    |
| 912828VP2                               | 6695         | U.S. Treasury    |                       | 04/12/2018    | 5,000,000.00          | 5,010,350.00          | 4,989,266.87          | 2.000       | 2.381        | 212              | 07/31/2020    |
| 912828J50                               | 6848         | U.S. Treasury    |                       | 04/15/2019    | 10,000,000.00         | 9,995,400.00          | 9,982,858.89          | 1.375       | 2.455        | 59               | 02/29/2020    |
| 912828J8                                | 6859         | U.S. Treasury    |                       | 04/22/2019    | 5,000,000.00          | 4,996,900.00          | 4,975,840.28          | 1.500       | 2.418        | 196              | 07/15/2020    |
| 912828L32                               | 6860         | U.S. Treasury    |                       | 04/22/2019    | 5,000,000.00          | 4,991,600.00          | 4,966,290.32          | 1.375       | 2.414        | 243              | 08/31/2020    |
| 912828V1                                | 6861         | U.S. Treasury    |                       | 04/22/2019    | 5,000,000.00          | 4,990,800.00          | 4,964,569.09          | 1.375       | 2.404        | 258              | 09/15/2020    |
| 912828XM7                               | 6944         | U.S. Treasury    |                       | 09/17/2019    | 5,000,000.00          | 4,999,800.00          | 4,992,578.13          | 1.625       | 1.884        | 212              | 07/31/2020    |
| 912828X96                               | 6951         | U.S. Treasury    |                       | 09/30/2019    | 10,000,000.00         | 9,994,900.00          | 9,988,898.03          | 1.500       | 1.802        | 135              | 05/15/2020    |
| 912828XU9                               | 6952         | U.S. Treasury    |                       | 09/30/2019    | 10,000,000.00         | 9,996,500.00          | 9,985,479.01          | 1.500       | 1.823        | 166              | 06/15/2020    |
| 912828XE5                               | 6957         | U.S. Treasury    |                       | 10/02/2019    | 10,000,000.00         | 9,994,500.00          | 9,991,225.46          | 1.500       | 1.714        | 151              | 05/31/2020    |

**County Pool 2019-2020  
Portfolio Management  
Portfolio Details - Investments  
December 31, 2019**

| CUSIP                                    | Investment # | Issuer                   | Average Balance       | Purchase Date | Par Value             | Market Value          | Book Value            | Stated Rate | YTM          | Days to Maturity | Maturity Date |
|--|--------------|--------------------------|-----------------------|---------------|-----------------------|-----------------------|-----------------------|-------------|--------------|------------------|---------------|
| <b>Treasury Coupon Securities</b>        |              |                          |                       |               |                       |                       |                       |             |              |                  |               |
| 912828J8                                 | 6958         | U.S. Treasury            |                       | 10/03/2019    | 10,000,000.00         | 9,993,800.00          | 9,987,418.05          | 1.500       | 1.736        | 196              | 07/15/2020    |
| 912828XM7                                | 6959         | U.S. Treasury            |                       | 10/04/2019    | 10,000,000.00         | 9,999,600.00          | 9,996,698.50          | 1.625       | 1.682        | 212              | 07/31/2020    |
| 912828J8                                 | 6961         | U.S. Treasury            |                       | 10/07/2019    | 5,000,000.00          | 4,996,900.00          | 4,996,199.02          | 1.500       | 1.642        | 196              | 07/15/2020    |
| 912828YE4                                | 6970         | U.S. Treasury            |                       | 10/29/2019    | 5,000,000.00          | 4,904,500.00          | 4,910,396.63          | 1.250       | 1.651        | 1,704            | 08/31/2024    |
| 912828F6                                 | 7001         | U.S. Treasury            |                       | 11/22/2019    | 10,000,000.00         | 9,923,100.00          | 9,914,969.14          | 1.125       | 1.646        | 608              | 08/31/2021    |
| 912828S76                                | 7014         | U.S. Treasury            |                       | 12/05/2019    | 10,000,000.00         | 9,925,400.00          | 9,922,382.04          | 1.125       | 1.624        | 577              | 07/31/2021    |
| 912828F6                                 | 7027         | U.S. Treasury            |                       | 12/12/2019    | 10,000,000.00         | 9,923,100.00          | 9,905,832.01          | 1.125       | 1.702        | 608              | 08/31/2021    |
| 912828YE4                                | 7039         | U.S. Treasury            |                       | 12/18/2019    | 10,000,000.00         | 9,809,000.00          | 9,781,870.28          | 1.250       | 1.739        | 1,704            | 08/31/2024    |
| 912828S27                                | 7053         | U.S. Treasury            |                       | 12/27/2019    | 10,000,000.00         | 9,930,100.00          | 9,929,551.38          | 1.125       | 1.603        | 546              | 06/30/2021    |
| <b>Subtotal and Average</b>              |              |                          | <b>185,554,771.53</b> |               | <b>225,000,000.00</b> | <b>224,144,650.00</b> | <b>223,787,302.23</b> |             | <b>1.848</b> | <b>397</b>       |               |
| <b>Treasury Discounts -Amortizing</b>    |              |                          |                       |               |                       |                       |                       |             |              |                  |               |
| 912796RT8                                | 6780         | U.S. Treasury            |                       | 01/04/2019    | 5,000,000.00          | 5,000,000.00          | 4,999,656.25          | 2.475       | 2.557        | 1                | 01/02/2020    |
| 912796RT8                                | 6781         | U.S. Treasury            |                       | 01/04/2019    | 5,000,000.00          | 5,000,000.00          | 4,999,656.25          | 2.475       | 2.557        | 1                | 01/02/2020    |
| 912796RT8                                | 6784         | U.S. Treasury            |                       | 01/17/2019    | 10,000,000.00         | 10,000,000.00         | 9,999,310.42          | 2.483       | 2.564        | 1                | 01/02/2020    |
| 912796RY7                                | 6788         | U.S. Treasury            |                       | 02/04/2019    | 5,000,000.00          | 4,994,350.00          | 4,990,011.11          | 2.480       | 2.562        | 29               | 01/30/2020    |
| 912796RY7                                | 6789         | U.S. Treasury            |                       | 02/04/2019    | 5,000,000.00          | 4,994,350.00          | 4,990,021.18          | 2.478       | 2.560        | 29               | 01/30/2020    |
| 912796RY7                                | 6790         | U.S. Treasury            |                       | 02/04/2019    | 5,000,000.00          | 4,994,350.00          | 4,990,023.19          | 2.477       | 2.559        | 29               | 01/30/2020    |
| 912796SD2                                | 6811         | U.S. Treasury            |                       | 03/08/2019    | 5,000,000.00          | 4,988,250.00          | 4,980,667.50          | 2.442       | 2.522        | 57               | 02/27/2020    |
| 912796TD1                                | 6932         | U.S. Treasury            |                       | 08/30/2019    | 5,000,000.00          | 4,952,500.00          | 4,946,640.62          | 1.708       | 1.753        | 225              | 08/13/2020    |
| 912796TA7                                | 6933         | U.S. Treasury            |                       | 09/05/2019    | 5,000,000.00          | 4,998,650.00          | 4,997,955.56          | 1.840       | 1.878        | 8                | 01/09/2020    |
| 912796SV2                                | 6937         | U.S. Treasury            |                       | 09/09/2019    | 5,000,000.00          | 4,964,050.00          | 4,959,627.78          | 1.720       | 1.762        | 169              | 06/18/2020    |
| 912796SV2                                | 6938         | U.S. Treasury            |                       | 09/10/2019    | 5,000,000.00          | 4,964,050.00          | 4,959,627.78          | 1.720       | 1.762        | 169              | 06/18/2020    |
| 912796SZ3                                | 6942         | U.S. Treasury            |                       | 09/13/2019    | 10,000,000.00         | 9,916,400.00          | 9,903,141.66          | 1.770       | 1.815        | 197              | 07/16/2020    |
| 912796TG4                                | 6963         | U.S. Treasury            |                       | 10/10/2019    | 5,000,000.00          | 4,989,700.00          | 4,988,750.00          | 1.620       | 1.652        | 50               | 02/20/2020    |
| 912796TH2                                | 6964         | U.S. Treasury            |                       | 10/10/2019    | 5,000,000.00          | 4,986,850.00          | 4,985,822.22          | 1.595       | 1.628        | 64               | 03/05/2020    |
| 912796TH2                                | 6966         | U.S. Treasury            |                       | 10/16/2019    | 5,000,000.00          | 4,986,850.00          | 4,985,888.89          | 1.588       | 1.620        | 64               | 03/05/2020    |
| 912796TS8                                | 6976         | U.S. Treasury            |                       | 11/01/2019    | 10,000,000.00         | 9,949,500.00          | 9,950,166.65          | 1.495       | 1.527        | 120              | 04/30/2020    |
| 912796TV1                                | 6999         | U.S. Treasury            |                       | 11/20/2019    | 10,000,000.00         | 9,943,600.00          | 9,943,236.11          | 1.525       | 1.558        | 134              | 05/14/2020    |
| <b>Subtotal and Average</b>              |              |                          | <b>112,621,816.13</b> |               | <b>105,000,000.00</b> | <b>104,623,450.00</b> | <b>104,570,203.17</b> |             | <b>2.015</b> | <b>85</b>        |               |
| <b>Federal Agency Coupon - Callables</b> |              |                          |                       |               |                       |                       |                       |             |              |                  |               |
| 3133EF2L0                                | 6063         | Federal Farm Credit Bank |                       | 04/13/2016    | 5,000,000.00          | 4,995,600.00          | 5,000,000.00          | 1.400       | 1.400        | 103              | 04/13/2020    |
| 3133EF3P0                                | 6067         | Federal Farm Credit Bank |                       | 04/20/2016    | 6,003,000.00          | 6,001,139.07          | 6,002,679.88          | 1.490       | 1.500        | 201              | 07/20/2020    |
| 3133EGAE5                                | 6088         | Federal Farm Credit Bank |                       | 05/18/2016    | 5,000,000.00          | 4,999,000.00          | 4,999,825.93          | 1.360       | 1.388        | 48               | 02/18/2020    |
| 3133EGDW2                                | 6099         | Federal Farm Credit Bank |                       | 06/08/2016    | 5,000,000.00          | 4,998,150.00          | 5,000,000.00          | 1.520       | 1.520        | 159              | 06/08/2020    |
| 3133EGEU5                                | 6101         | Federal Farm Credit Bank |                       | 06/14/2016    | 5,000,000.00          | 4,996,050.00          | 5,000,000.00          | 1.540       | 1.540        | 348              | 12/14/2020    |
| 3133EGHP3                                | 6112         | Federal Farm Credit Bank |                       | 06/29/2016    | 5,000,000.00          | 4,996,750.00          | 5,000,000.00          | 1.420       | 1.420        | 180              | 06/29/2020    |

**County Pool 2019-2020  
Portfolio Management  
Portfolio Details - Investments  
December 31, 2019**

| CUSIP                                    | Investment # | Issuer                         | Average Balance | Purchase Date | Par Value     | Market Value  | Book Value    | Stated Rate | YTM   | Days to Maturity | Maturity Date |
|--|--------------|--------------------------------|-----------------|---------------|---------------|---------------|---------------|-------------|-------|------------------|---------------|
| <b>Federal Agency Coupon - Callables</b> |              |                                |                 |               |               |               |               |             |       |                  |               |
| 3133EHEJ8                                | 6313         | Federal Farm Credit Bank       |                 | 04/18/2017    | 5,000,000.00  | 5,000,000.00  | 5,000,000.00  | 1.625       | 1.625 | 2                | 01/03/2020    |
| 3133EKRP3                                | 6903         | Federal Farm Credit Bank       |                 | 06/21/2019    | 5,000,000.00  | 5,009,500.00  | 5,000,000.00  | 2.220       | 2.220 | 1,633            | 06/21/2024    |
| 3133EKTA4                                | 6906         | Federal Farm Credit Bank       |                 | 07/01/2019    | 5,000,000.00  | 5,002,100.00  | 5,000,000.00  | 2.090       | 2.090 | 912              | 07/01/2022    |
| 3133EKVP8                                | 6910         | Federal Farm Credit Bank       |                 | 07/22/2019    | 5,000,000.00  | 5,004,600.00  | 5,000,000.00  | 2.110       | 2.110 | 933              | 07/22/2022    |
| 3133EKZN9                                | 6919         | Federal Farm Credit Bank       |                 | 08/13/2019    | 5,000,000.00  | 4,938,000.00  | 5,000,000.00  | 2.060       | 2.060 | 1,686            | 08/13/2024    |
| 3133EKC20                                | 6925         | Federal Farm Credit Bank       |                 | 08/19/2019    | 5,000,000.00  | 4,989,150.00  | 5,000,000.00  | 1.820       | 1.820 | 961              | 08/19/2022    |
| 3133EKF27                                | 6931         | Federal Farm Credit Bank       |                 | 08/28/2019    | 10,000,000.00 | 9,979,900.00  | 9,997,430.89  | 1.850       | 1.860 | 968              | 08/26/2022    |
| 3133EKQ90                                | 6948         | Federal Farm Credit Bank       |                 | 09/23/2019    | 5,000,000.00  | 4,999,200.00  | 5,000,000.00  | 2.000       | 2.000 | 996              | 09/23/2022    |
| 3133ELAN4                                | 7000         | Federal Farm Credit Bank       |                 | 11/22/2019    | 5,912,000.00  | 5,895,328.16  | 5,912,000.00  | 1.680       | 1.680 | 1,421            | 11/22/2023    |
| 3133ELAU8                                | 7002         | Federal Farm Credit Bank       |                 | 11/25/2019    | 5,000,000.00  | 4,983,200.00  | 5,000,000.00  | 1.710       | 1.710 | 1,059            | 11/25/2022    |
| 3133ELBF0                                | 7004         | Federal Farm Credit Bank       |                 | 11/27/2019    | 5,000,000.00  | 5,001,900.00  | 5,000,000.00  | 1.890       | 1.890 | 1,792            | 11/27/2024    |
| 3133ELFF6                                | 7052         | Federal Farm Credit Bank       |                 | 12/26/2019    | 5,000,000.00  | 4,999,800.00  | 5,000,000.00  | 1.900       | 1.900 | 1,364            | 09/26/2023    |
| 3133ELET7                                | 7061         | Federal Farm Credit Bank       |                 | 12/31/2019    | 5,000,000.00  | 4,997,100.00  | 4,999,000.00  | 1.780       | 1.787 | 1,083            | 12/19/2022    |
| 3130A7RA5                                | 6068         | Federal Home Loan Bank         |                 | 04/22/2016    | 5,000,000.00  | 4,997,800.00  | 5,000,000.00  | 1.650       | 1.650 | 387              | 01/22/2021    |
| 3130A6JG3                                | 6525         | Federal Home Loan Bank         |                 | 09/21/2017    | 5,000,000.00  | 4,999,950.00  | 4,999,860.51  | 1.700       | 1.710 | 104              | 04/14/2020    |
| 3130ADVF9                                | 6642         | Federal Home Loan Bank         |                 | 01/29/2018    | 5,000,000.00  | 5,000,650.00  | 5,000,000.00  | 2.250       | 2.250 | 394              | 01/29/2021    |
| 3130AGMK8                                | 6905         | Federal Home Loan Bank         |                 | 06/28/2019    | 5,000,000.00  | 5,009,850.00  | 5,000,000.00  | 2.220       | 2.220 | 1,640            | 06/28/2024    |
| 3130AGXY6                                | 6930         | Federal Home Loan Bank         |                 | 08/28/2019    | 5,000,000.00  | 4,979,250.00  | 5,000,000.00  | 2.150       | 2.150 | 1,701            | 08/28/2024    |
| 3130AHTT3                                | 6977         | Federal Home Loan Bank         |                 | 11/04/2019    | 5,000,000.00  | 5,000,300.00  | 5,000,000.00  | 1.700       | 1.701 | 581              | 08/04/2021    |
| 3130AHH71                                | 6984         | Federal Home Loan Bank         |                 | 11/07/2019    | 4,640,000.00  | 4,627,100.80  | 4,640,000.00  | 1.850       | 1.850 | 1,588            | 05/07/2024    |
| 3130AHN33                                | 7010         | Federal Home Loan Bank         |                 | 12/04/2019    | 8,900,000.00  | 8,880,509.00  | 8,900,000.00  | 1.800       | 1.800 | 1,799            | 12/04/2024    |
| 3130A94N8                                | 7015         | Federal Home Loan Bank         |                 | 12/06/2019    | 10,000,000.00 | 10,000,700.00 | 9,998,080.78  | 1.700       | 1.711 | 602              | 08/25/2021    |
| 3130AHNB5                                | 7017         | Federal Home Loan Bank         |                 | 12/09/2019    | 5,000,000.00  | 4,981,950.00  | 5,000,000.00  | 1.900       | 1.900 | 1,713            | 09/09/2024    |
| 3130AHNB5                                | 7018         | Federal Home Loan Bank         |                 | 12/09/2019    | 5,000,000.00  | 4,981,950.00  | 5,000,000.00  | 1.900       | 1.900 | 1,713            | 09/09/2024    |
| 3130AHM67                                | 7019         | Federal Home Loan Bank         |                 | 12/09/2019    | 5,000,000.00  | 5,000,700.00  | 5,000,000.00  | 1.700       | 1.700 | 1,073            | 12/09/2022    |
| 3130AHPK3                                | 7030         | Federal Home Loan Bank         |                 | 12/16/2019    | 5,000,000.00  | 5,000,400.00  | 5,000,000.00  | 1.875       | 1.875 | 1,262            | 06/16/2023    |
| 3130AHPM9                                | 7031         | Federal Home Loan Bank         |                 | 12/16/2019    | 5,000,000.00  | 4,993,400.00  | 5,000,000.00  | 2.050       | 2.050 | 1,811            | 12/16/2024    |
| 3130AHP31                                | 7035         | Federal Home Loan Bank         |                 | 12/16/2019    | 5,000,000.00  | 5,001,850.00  | 4,999,008.36  | 2.000       | 2.004 | 1,806            | 12/11/2024    |
| 3130AHSD6                                | 7048         | Federal Home Loan Bank         |                 | 12/23/2019    | 5,000,000.00  | 5,001,150.00  | 5,000,000.00  | 2.050       | 2.050 | 1,818            | 12/23/2024    |
| 3130AHU50                                | 7057         | Federal Home Loan Bank         |                 | 12/30/2019    | 5,000,000.00  | 5,000,100.00  | 5,000,000.00  | 2.050       | 2.050 | 1,825            | 12/30/2024    |
| 3130AHSC8                                | 7059         | Federal Home Loan Bank         |                 | 12/30/2019    | 10,000,000.00 | 9,999,200.00  | 10,000,000.00 | 1.700       | 1.700 | 729              | 12/30/2021    |
| 3130AHT78                                | 7060         | Federal Home Loan Bank         |                 | 12/31/2019    | 10,000,000.00 | 9,992,900.00  | 10,000,000.00 | 2.125       | 2.124 | 1,825            | 12/30/2024    |
| 3134G8VN6                                | 6056         | Federal Home Loan Mortgage Co. |                 | 03/31/2016    | 1,000,000.00  | 997,630.00    | 1,000,000.00  | 1.600       | 1.600 | 453              | 03/29/2021    |
| 3134G9DF1                                | 6080         | Federal Home Loan Mortgage Co. |                 | 05/04/2016    | 5,000,000.00  | 4,998,450.00  | 5,000,000.00  | 1.410       | 1.410 | 34               | 02/04/2020    |
| 3134G9UM7                                | 6113         | Federal Home Loan Mortgage Co. |                 | 06/30/2016    | 5,000,000.00  | 4,995,550.00  | 5,000,000.00  | 1.750       | 1.730 | 546              | 06/30/2021    |
| 3134GBH21                                | 6564         | Federal Home Loan Mortgage Co. |                 | 09/29/2017    | 5,000,000.00  | 5,000,000.00  | 4,997,270.37  | 1.700       | 1.776 | 272              | 09/29/2020    |
| 3134GTAS2                                | 6825         | Federal Home Loan Mortgage Co. |                 | 03/25/2019    | 5,000,000.00  | 5,006,450.00  | 5,000,000.00  | 2.500       | 2.500 | 814              | 03/25/2022    |
| 3134GTAW3                                | 6830         | Federal Home Loan Mortgage Co. |                 | 03/27/2019    | 5,000,000.00  | 5,005,600.00  | 5,000,000.00  | 2.550       | 2.550 | 1,547            | 03/27/2024    |

**County Pool 2019-2020  
Portfolio Management  
Portfolio Details - Investments  
December 31, 2019**

| CUSIP                                    | Investment # | Issuer                         | Average Balance | Purchase Date | Par Value     | Market Value  | Book Value    | Stated Rate | YTM   | Days to Maturity | Maturity Date |
|--|--------------|--------------------------------|-----------------|---------------|---------------|---------------|---------------|-------------|-------|------------------|---------------|
| <b>Federal Agency Coupon - Callables</b> |              |                                |                 |               |               |               |               |             |       |                  |               |
| 3134GTEW9                                | 6840         | Federal Home Loan Mortgage Co. |                 | 04/08/2019    | 5,000,000.00  | 5,008,450.00  | 5,000,000.00  | 2.500       | 2.500 | 828              | 04/08/2022    |
| 3134GTFW8                                | 6866         | Federal Home Loan Mortgage Co. |                 | 04/24/2019    | 5,000,000.00  | 5,016,450.00  | 5,000,000.00  | 2.560       | 2.561 | 1,300            | 07/24/2023    |
| 3134GTLC5                                | 6884         | Federal Home Loan Mortgage Co. |                 | 05/10/2019    | 5,000,000.00  | 5,002,950.00  | 5,000,000.00  | 2.520       | 0.646 | 1,044            | 11/10/2022    |
| 3134GTEW9                                | 6888         | Federal Home Loan Mortgage Co. |                 | 05/10/2019    | 5,571,000.00  | 5,571,000.00  | 5,571,000.00  | 2.500       | 2.500 | 828              | 04/08/2022    |
| 3134GTNN9                                | 6891         | Federal Home Loan Mortgage Co. |                 | 05/22/2019    | 5,000,000.00  | 5,008,200.00  | 5,000,000.00  | 2.500       | 2.500 | 1,237            | 05/22/2023    |
| 3134GTRA3                                | 6896         | Federal Home Loan Mortgage Co. |                 | 06/03/2019    | 5,000,000.00  | 5,006,500.00  | 5,000,000.00  | 2.375       | 2.375 | 884              | 06/03/2022    |
| 3134GTRL9                                | 6897         | Federal Home Loan Mortgage Co. |                 | 06/04/2019    | 5,000,000.00  | 5,002,400.00  | 5,000,000.00  | 2.350       | 2.351 | 793              | 03/04/2022    |
| 3134GTRM7                                | 6900         | Federal Home Loan Mortgage Co. |                 | 06/11/2019    | 5,000,000.00  | 5,005,700.00  | 5,000,000.00  | 2.520       | 2.520 | 1,623            | 06/11/2024    |
| 3134GTTY9                                | 6901         | Federal Home Loan Mortgage Co. |                 | 06/17/2019    | 10,000,000.00 | 10,005,600.00 | 10,000,000.00 | 2.330       | 2.330 | 1,629            | 06/17/2024    |
| 3134GTUF8                                | 6902         | Federal Home Loan Mortgage Co. |                 | 06/19/2019    | 10,000,000.00 | 10,007,000.00 | 10,000,000.00 | 2.250       | 2.250 | 1,265            | 06/19/2023    |
| 3134GTXD0                                | 6907         | Federal Home Loan Mortgage Co. |                 | 07/02/2019    | 5,000,000.00  | 5,000,000.00  | 5,000,000.00  | 2.100       | 2.097 | 548              | 07/02/2021    |
| 3134GTG72                                | 6911         | Federal Home Loan Mortgage Co. |                 | 07/24/2019    | 5,000,000.00  | 5,000,400.00  | 5,000,000.00  | 2.125       | 2.125 | 754              | 01/24/2022    |
| 3134GTH71                                | 6912         | Federal Home Loan Mortgage Co. |                 | 07/25/2019    | 5,000,000.00  | 5,005,250.00  | 5,000,000.00  | 2.000       | 2.000 | 1,301            | 07/25/2023    |
| 3134GTJ87                                | 6913         | Federal Home Loan Mortgage Co. |                 | 07/25/2019    | 5,000,000.00  | 5,003,200.00  | 5,000,000.00  | 2.230       | 2.230 | 1,664            | 07/22/2024    |
| 3134GTJ61                                | 6914         | Federal Home Loan Mortgage Co. |                 | 07/26/2019    | 10,000,000.00 | 10,009,500.00 | 10,000,000.00 | 2.000       | 2.000 | 1,302            | 07/26/2023    |
| 3134GTT78                                | 6915         | Federal Home Loan Mortgage Co. |                 | 08/07/2019    | 2,350,000.00  | 2,349,083.50  | 2,349,812.13  | 2.080       | 2.085 | 582              | 08/05/2021    |
| 3134GT2A0                                | 6921         | Federal Home Loan Mortgage Co. |                 | 08/14/2019    | 5,000,000.00  | 5,000,100.00  | 4,991,915.97  | 2.000       | 2.037 | 1,687            | 08/14/2024    |
| 3134GT4D2                                | 6928         | Federal Home Loan Mortgage Co. |                 | 08/23/2019    | 10,000,000.00 | 9,898,100.00  | 10,000,000.00 | 1.670       | 1.670 | 1,696            | 08/23/2024    |
| 3134GT2J1                                | 6929         | Federal Home Loan Mortgage Co. |                 | 08/26/2019    | 5,000,000.00  | 5,001,550.00  | 5,000,000.00  | 2.190       | 2.190 | 1,699            | 08/26/2024    |
| 3134GT6E8                                | 6936         | Federal Home Loan Mortgage Co. |                 | 09/09/2019    | 5,000,000.00  | 4,965,400.00  | 5,000,000.00  | 1.800       | 1.800 | 1,713            | 09/09/2024    |
| 3134GUAF7                                | 6940         | Federal Home Loan Mortgage Co. |                 | 09/13/2019    | 5,000,000.00  | 4,967,650.00  | 4,997,650.17  | 2.000       | 2.011 | 1,715            | 09/11/2024    |
| 3134GT7E7                                | 6941         | Federal Home Loan Mortgage Co. |                 | 09/13/2019    | 10,000,000.00 | 9,947,200.00  | 10,000,000.00 | 1.680       | 1.680 | 1,717            | 09/13/2024    |
| 3134GUCU2                                | 6947         | Federal Home Loan Mortgage Co. |                 | 09/23/2019    | 10,000,000.00 | 9,959,700.00  | 10,000,000.00 | 2.000       | 2.000 | 1,269            | 06/23/2023    |
| 3134GUDK3                                | 6949         | Federal Home Loan Mortgage Co. |                 | 09/25/2019    | 5,000,000.00  | 4,974,550.00  | 5,000,000.00  | 2.030       | 2.030 | 1,363            | 09/25/2023    |
| 3134GUFC9                                | 6956         | Federal Home Loan Mortgage Co. |                 | 10/02/2019    | 6,665,000.00  | 6,621,277.60  | 6,665,000.00  | 2.000       | 2.000 | 1,736            | 10/02/2024    |
| 3134GULJ7                                | 6971         | Federal Home Loan Mortgage Co. |                 | 10/30/2019    | 5,000,000.00  | 4,975,100.00  | 5,000,000.00  | 2.000       | 2.000 | 1,672            | 07/30/2024    |
| 3134GUMG2                                | 6974         | Federal Home Loan Mortgage Co. |                 | 10/30/2019    | 5,000,000.00  | 5,000,800.00  | 5,000,000.00  | 2.000       | 2.000 | 1,672            | 07/30/2024    |
| 3134GUPL8                                | 6986         | Federal Home Loan Mortgage Co. |                 | 11/08/2019    | 5,000,000.00  | 5,001,250.00  | 4,998,786.81  | 2.050       | 2.055 | 1,773            | 11/08/2024    |
| 3134GUQM5                                | 6991         | Federal Home Loan Mortgage Co. |                 | 11/13/2019    | 10,000,000.00 | 9,952,200.00  | 10,000,000.00 | 1.830       | 1.830 | 1,594            | 05/13/2024    |
| 3134GUSF8                                | 6998         | Federal Home Loan Mortgage Co. |                 | 11/19/2019    | 5,000,000.00  | 4,996,750.00  | 5,000,000.00  | 1.800       | 1.800 | 869              | 05/19/2022    |
| 3134GUUM0                                | 7005         | Federal Home Loan Mortgage Co. |                 | 11/27/2019    | 5,000,000.00  | 4,961,450.00  | 4,987,736.11  | 1.750       | 1.803 | 1,792            | 11/27/2024    |
| 3134GUTX8                                | 7006         | Federal Home Loan Mortgage Co. |                 | 11/27/2019    | 5,000,000.00  | 4,984,400.00  | 5,000,000.00  | 1.800       | 1.800 | 1,335            | 08/28/2023    |
| 3134GUWX4                                | 7013         | Federal Home Loan Mortgage Co. |                 | 12/05/2019    | 5,000,000.00  | 4,999,600.00  | 5,000,000.00  | 1.900       | 1.900 | 1,343            | 09/05/2023    |
| 3134GUYH7                                | 7021         | Federal Home Loan Mortgage Co. |                 | 12/10/2019    | 7,500,000.00  | 7,500,300.00  | 7,500,000.00  | 1.630       | 1.630 | 709              | 12/10/2021    |
| 3134GADT8                                | 7022         | Federal Home Loan Mortgage Co. |                 | 12/11/2019    | 5,000,000.00  | 4,998,200.00  | 4,993,346.42  | 1.620       | 1.701 | 610              | 09/02/2021    |
| 3134GUZB9                                | 7029         | Federal Home Loan Mortgage Co. |                 | 12/16/2019    | 5,000,000.00  | 5,000,450.00  | 4,998,512.50  | 2.030       | 2.036 | 1,811            | 12/16/2024    |
| 3134GUC32                                | 7043         | Federal Home Loan Mortgage Co. |                 | 12/19/2019    | 5,000,000.00  | 4,994,500.00  | 5,000,000.00  | 2.000       | 2.000 | 1,631            | 06/19/2024    |
| 3134GUYX2                                | 7044         | Federal Home Loan Mortgage Co. |                 | 12/19/2019    | 5,000,000.00  | 5,000,500.00  | 5,000,000.00  | 2.000       | 2.000 | 1,631            | 06/19/2024    |

**County Pool 2019-2020  
Portfolio Management  
Portfolio Details - Investments  
December 31, 2019**

| CUSIP                                    | Investment # | Issuer                         | Average Balance         | Purchase Date | Par Value               | Market Value            | Book Value              | Stated Rate | YTM          | Days to Maturity | Maturity Date |
|--|--------------|--------------------------------|-------------------------|---------------|-------------------------|-------------------------|-------------------------|-------------|--------------|------------------|---------------|
| <b>Federal Agency Coupon - Callables</b> |              |                                |                         |               |                         |                         |                         |             |              |                  |               |
| 3134GUB82                                | 7045         | Federal Home Loan Mortgage Co. |                         | 12/19/2019    | 5,000,000.00            | 4,998,200.00            | 5,000,000.00            | 1.875       | 1.875        | 1,265            | 06/19/2023    |
| 3134GUC32                                | 7046         | Federal Home Loan Mortgage Co. |                         | 12/19/2019    | 5,000,000.00            | 4,994,500.00            | 5,000,000.00            | 2.000       | 2.000        | 1,631            | 06/19/2024    |
| 3134GUE89                                | 7047         | Federal Home Loan Mortgage Co. |                         | 12/23/2019    | 5,000,000.00            | 5,001,350.00            | 5,000,000.00            | 1.850       | 1.850        | 1,177            | 03/23/2023    |
| 3134GUZY9                                | 7050         | Federal Home Loan Mortgage Co. |                         | 12/23/2019    | 8,000,000.00            | 8,002,480.00            | 8,000,000.00            | 1.750       | 1.750        | 904              | 06/23/2022    |
| 3134GUE89                                | 7051         | Federal Home Loan Mortgage Co. |                         | 12/23/2019    | 5,000,000.00            | 5,001,350.00            | 5,000,000.00            | 1.850       | 1.850        | 1,177            | 03/23/2023    |
| 3134GUG79                                | 7055         | Federal Home Loan Mortgage Co. |                         | 12/27/2019    | 5,000,000.00            | 4,993,900.00            | 5,000,000.00            | 2.000       | 2.000        | 1,547            | 03/27/2024    |
| 3134GUH60                                | 7058         | Federal Home Loan Mortgage Co. |                         | 12/30/2019    | 10,000,000.00           | 9,986,200.00            | 10,000,000.00           | 2.000       | 2.000        | 1,825            | 12/30/2024    |
| 3136G3MG7                                | 6085         | Federal Nat'l Mtg. Assoc.      |                         | 05/18/2016    | 5,000,000.00            | 4,998,900.00            | 5,000,000.00            | 1.500       | 1.500        | 138              | 05/18/2020    |
| 3136G4GF4                                | 6586         | Federal Nat'l Mtg. Assoc.      |                         | 11/27/2017    | 3,700,000.00            | 3,690,195.00            | 3,663,734.62            | 1.550       | 2.112        | 666              | 10/28/2021    |
| 3136G3Y25                                | 6649         | Federal Nat'l Mtg. Assoc.      |                         | 02/07/2018    | 5,000,000.00            | 4,971,500.00            | 4,925,633.80            | 1.500       | 2.446        | 602              | 08/25/2021    |
| 3135G0W74                                | 6973         | Federal Nat'l Mtg. Assoc.      |                         | 10/30/2019    | 5,000,000.00            | 5,002,000.00            | 4,998,820.73            | 1.800       | 1.809        | 1,031            | 10/28/2022    |
| 45905U6X7                                | 6909         | INTL Bank Recon & Develop      |                         | 07/22/2019    | 10,000,000.00           | 10,000,900.00           | 10,000,000.00           | 2.240       | 2.240        | 933              | 07/22/2022    |
| 45905U4F8                                | 6950         | INTL Bank Recon & Develop      |                         | 09/26/2019    | 10,000,000.00           | 9,950,500.00            | 10,000,000.00           | 2.000       | 2.000        | 1,364            | 09/26/2023    |
| <b>Subtotal and Average</b>              |              |                                | <b>450,927,930.14</b>   |               | <b>550,241,000.00</b>   | <b>549,543,958.12</b>   | <b>550,087,105.98</b>   |             | <b>1.936</b> | <b>1,180</b>     |               |
| <b>Total and Average</b>                 |              |                                | <b>1,445,168,349.20</b> |               | <b>1,825,215,360.00</b> | <b>1,821,135,364.70</b> | <b>1,820,903,473.51</b> |             | <b>1.815</b> | <b>539</b>       |               |

**County Pool 2019-2020  
Portfolio Management  
Portfolio Details - Cash  
December 31, 2019**

| CUSIP | Investment # | Issuer                            | Average Balance         | Purchase Date | Par Value               | Market Value            | Book Value              | Stated Rate | YTM Days to Maturity |
|-------|--------------|-----------------------------------|-------------------------|---------------|-------------------------|-------------------------|-------------------------|-------------|----------------------|
|       |              | Average Balance                   | 0.00                    |               |                         |                         |                         |             | 0                    |
|       |              | <b>Total Cash and Investments</b> | <b>1,445,168,349.20</b> |               | <b>1,825,215,360.00</b> | <b>1,821,135,364.70</b> | <b>1,820,903,473.51</b> |             | <b>1.815 539</b>     |



**County Pool 2019-2020  
Maturity Report  
Sorted by Maturity Date  
Amounts due during October 1, 2019 - December 31, 2019**

| CUSIP                   | Investment # | Fund | Sec. Type | Issuer | Par Value             | Maturity Date | Purchase Date | Rate at Maturity | Book Value at Maturity | Interest          | Maturity Proceeds     | Net Income        |
|-------------------------|--------------|------|-----------|--------|-----------------------|---------------|---------------|------------------|------------------------|-------------------|-----------------------|-------------------|
| 313384MK2               | 6733         | 1    | AFD       | FHDN   | 5,000,000.00          | 10/01/2019    | 10/15/2018    | 2.600            | 5,000,000.00           | 0.00              | 5,000,000.00          | 0.00              |
| 313384MK2               | 6868         | 1    | AFD       | FHDN   | 5,000,000.00          | 10/01/2019    | 04/24/2019    | 2.400            | 5,000,000.00           | 0.00              | 5,000,000.00          | 0.00              |
| 3137EADM8               | 6030         | 1    | FAC       | FHLMC  | 5,000,000.00          | 10/02/2019    | 01/27/2016    | 1.250            | 5,000,000.00           | 31,250.00         | 5,031,250.00          | 31,250.00         |
| 3137EADM8               | 6623         | 1    | FAC       | FHLMC  | 5,000,000.00          | 10/02/2019    | 12/20/2017    | 1.250            | 5,000,000.00           | 31,250.00         | 5,031,250.00          | 31,250.00         |
| 912796SL4               | 6841         | 1    | ATD       | USTR   | 10,000,000.00         | 10/03/2019    | 04/08/2019    | 2.383            | 10,000,000.00          | 0.00              | 10,000,000.00         | 0.00              |
| 313312MN7               | 6794         | 1    | AFD       | FCDN   | 10,000,000.00         | 10/04/2019    | 02/26/2019    | 2.480            | 10,000,000.00          | 0.00              | 10,000,000.00         | 0.00              |
| 313384MS5               | 6872         | 1    | AFD       | FHDN   | 5,000,000.00          | 10/08/2019    | 04/25/2019    | 2.390            | 5,000,000.00           | 0.00              | 5,000,000.00          | 0.00              |
| 313384MU0               | 6857         | 1    | AFD       | FHDN   | 5,000,000.00          | 10/10/2019    | 04/18/2019    | 2.400            | 5,000,000.00           | 0.00              | 5,000,000.00          | 0.00              |
| 912796RF8               | 6760         | 1    | ATD       | USTR   | 5,000,000.00          | 10/10/2019    | 12/07/2018    | 2.553            | 5,000,000.00           | 0.00              | 5,000,000.00          | 0.00              |
| 912828T59               | 6782         | 1    | TRC       | USTR   | 5,000,000.00          | 10/15/2019    | 01/15/2019    | 1.000            | 5,000,000.00           | 25,000.00         | 5,025,000.00          | 25,000.00         |
| 3136G4DR1               | 6152         | 1    | FAC       | FNMA   | 5,000,000.00          | 10/17/2019    | 10/17/2016    | 1.100            | 5,000,000.00           | 27,500.00         | 5,027,500.00          | 27,500.00         |
| 313384NJ4               | 6880         | 1    | AFD       | FHDN   | 5,000,000.00          | 10/24/2019    | 05/07/2019    | 2.365            | 5,000,000.00           | 0.00              | 5,000,000.00          | 0.00              |
| 912828F62               | 6783         | 1    | TRC       | USTR   | 5,000,000.00          | 10/31/2019    | 01/15/2019    | 1.500            | 5,000,000.00           | 37,500.00         | 5,037,500.00          | 37,500.00         |
| 912796SQ3               | 6883         | 1    | ATD       | USTR   | 5,000,000.00          | 10/31/2019    | 05/09/2019    | 2.363            | 5,000,000.00           | 0.00              | 5,000,000.00          | 0.00              |
| 3133EGA62               | 6158         | 1    | MC1       | FFCB   | 5,000,000.00          | 11/01/2019    | 11/04/2016    | 1.160            | 5,000,000.00           | 29,000.00         | 5,029,000.00          | 29,000.00         |
| 313384NS4               | 6887         | 1    | AFD       | FHDN   | 5,000,000.00          | 11/01/2019    | 05/10/2019    | 2.350            | 5,000,000.00           | 0.00              | 5,000,000.00          | 0.00              |
| 313312NV8               | 6759         | 1    | AFD       | FFCBDN | 5,000,000.00          | 11/04/2019    | 12/07/2018    | 2.680            | 5,000,000.00           | 0.00              | 5,000,000.00          | 0.00              |
| 912796RM3               | 6882         | 1    | ATD       | USTR   | 5,000,000.00          | 11/07/2019    | 05/09/2019    | 2.365            | 5,000,000.00           | 0.00              | 5,000,000.00          | 0.00              |
| 912796SS9               | 6894         | 1    | ATD       | USTR   | 5,000,000.00          | 11/14/2019    | 05/28/2019    | 2.310            | 5,000,000.00           | 0.00              | 5,000,000.00          | 0.00              |
| 313384PK9               | 6890         | 1    | AFD       | FHDN   | 5,000,000.00          | 11/18/2019    | 05/15/2019    | 2.360            | 5,000,000.00           | 0.00              | 5,000,000.00          | 0.00              |
| 912796ST7               | 6895         | 1    | ATD       | USTR   | 5,000,000.00          | 11/21/2019    | 05/28/2019    | 2.310            | 5,000,000.00           | 0.00              | 5,000,000.00          | 0.00              |
| 3136G4GU1               | 6177         | 1    | FAC       | FNMA   | 5,000,000.00          | 11/25/2019    | 11/30/2016    | 1.400            | 5,000,000.00           | 35,000.00         | 5,035,000.00          | 35,000.00         |
| 313312QT0               | 6785         | 1    | AFD       | FCDN   | 10,000,000.00         | 12/20/2019    | 01/18/2019    | 2.520            | 10,000,000.00          | 0.00              | 10,000,000.00         | 0.00              |
| 912796SY6               | 6904         | 1    | ATD       | USTR   | 10,000,000.00         | 12/26/2019    | 06/27/2019    | 2.040            | 10,000,000.00          | 0.00              | 10,000,000.00         | 0.00              |
| 3134G8W21               | 6059         | 1    | FAC       | FHLMC  | 7,000,000.00          | 12/30/2019    | 04/08/2016    | 1.375            | 7,000,000.00           | 48,125.00         | 7,048,125.00          | 48,125.00         |
| 3136G3TN5               | 6114         | 1    | FAC       | FNMA   | 5,000,000.00          | 12/30/2019    | 06/30/2016    | 1.210            | 5,000,000.00           | 30,250.00         | 5,030,250.00          | 30,250.00         |
| <b>Total Maturities</b> |              |      |           |        | <b>152,000,000.00</b> |               |               |                  | <b>152,000,000.00</b>  | <b>294,875.00</b> | <b>152,294,875.00</b> | <b>294,875.00</b> |





## County Pool 2019-2020 Purchases Report Sorted by Purchase Date - Fund October 1, 2019 - December 31, 2019

| CUSIP     | Investment # | Fund | Sec. Type | Issuer | Original Par Value | Purchase Date | Payment Periods     | Principal Purchased | Accrued Interest at Purchase | Rate at Purchase | Maturity Date | YTM   | Ending Book Value |
|-----------|--------------|------|-----------|--------|--------------------|---------------|---------------------|---------------------|------------------------------|------------------|---------------|-------|-------------------|
| 3135G0D75 | 6954         | 1    | FAC       | FNMA   | 10,000,000.00      | 10/01/2019    | 12/22 - 06/22       | 9,975,200.00        | Received                     | 1.500            | 06/22/2020    | 1.845 | 9,983,751.72      |
| 3135G0T60 | 6955         | 1    | FAC       | FNMA   | 5,000,000.00       | 10/01/2019    | 01/30 - 07/30       | 4,986,476.40        | 12,708.33                    | 1.500            | 07/30/2020    | 1.829 | 4,990,547.05      |
| 3134GUFC9 | 6956         | 1    | MC1       | FHLMC  | 6,665,000.00       | 10/02/2019    | 04/02 - 10/02       | 6,665,000.00        |                              | 2.000            | 10/02/2024    | 2.000 | 6,665,000.00      |
| 912828XE5 | 6957         | 1    | TRC       | USTR   | 10,000,000.00      | 10/02/2019    | 11/30 - 05/31       | 9,985,937.50        | Received                     | 1.500            | 05/31/2020    | 1.714 | 9,991,225.46      |
| 9128282J8 | 6958         | 1    | TRC       | USTR   | 10,000,000.00      | 10/03/2019    | 01/15 - 07/15       | 9,981,640.63        | 32,608.70                    | 1.500            | 07/15/2020    | 1.736 | 9,987,418.05      |
| 912828XM7 | 6959         | 1    | TRC       | USTR   | 10,000,000.00      | 10/04/2019    | 01/31 - 07/31       | 9,995,312.50        | 28,702.45                    | 1.625            | 07/31/2020    | 1.682 | 9,996,698.50      |
| 3130AHB85 | 6960         | 1    | FAC       | FHLB   | 5,000,000.00       | 10/07/2019    | 04/07 - 10/07       | 4,999,250.00        |                              | 1.625            | 10/07/2020    | 1.640 | 4,999,425.00      |
| 9128282J8 | 6961         | 1    | TRC       | USTR   | 5,000,000.00       | 10/07/2019    | 01/15 - 07/15       | 4,994,531.25        | 17,119.57                    | 1.500            | 07/15/2020    | 1.642 | 4,996,199.02      |
| 3130AHB85 | 6962         | 1    | FAC       | FHLB   | 10,000,000.00      | 10/08/2019    | 04/07 - 10/07       | 10,000,000.00       | 451.39                       | 1.625            | 10/07/2020    | 1.625 | 10,000,000.00     |
| 912796TG4 | 6963         | 1    | ATD       | USTR   | 5,000,000.00       | 10/10/2019    | 02/20 - At Maturity | 4,970,075.00        |                              | 1.620            | 02/20/2020    | 1.652 | 4,988,750.00      |
| 912796TH2 | 6964         | 1    | ATD       | USTR   | 5,000,000.00       | 10/10/2019    | 03/05 - At Maturity | 4,967,435.42        |                              | 1.595            | 03/05/2020    | 1.628 | 4,985,822.22      |
| 3133EKY91 | 6965         | 1    | FAC       | FFCB   | 5,000,000.00       | 10/11/2019    | 04/11 - 10/11       | 4,989,300.00        |                              | 1.375            | 10/11/2022    | 1.448 | 4,990,092.59      |
| 912796TH2 | 6966         | 1    | ATD       | USTR   | 5,000,000.00       | 10/16/2019    | 03/05 - At Maturity | 4,968,911.45        |                              | 1.588            | 03/05/2020    | 1.620 | 4,985,888.89      |
| 313396XL2 | 6967         | 1    | AFD       | FMCDN  | 10,000,000.00      | 10/17/2019    | 05/29 - At Maturity | 9,904,375.00        |                              | 1.530            | 05/29/2020    | 1.564 | 9,936,675.00      |
| 313396XK4 | 6968         | 1    | AFD       | FMCDN  | 10,000,000.00      | 10/17/2019    | 05/28 - At Maturity | 9,904,800.00        |                              | 1.530            | 05/28/2020    | 1.564 | 9,937,100.00      |
| 3130ACE26 | 6969         | 1    | FAC       | FHLB   | 5,000,000.00       | 10/18/2019    | 03/28 - 09/28       | 4,987,850.00        | 3,819.44                     | 1.375            | 09/28/2020    | 1.635 | 4,990,458.68      |
| 912828YE4 | 6970         | 1    | TRC       | USTR   | 5,000,000.00       | 10/29/2019    | 02/29 - 08/31       | 4,907,031.25        | 10,130.49                    | 1.250            | 08/31/2024    | 1.651 | 4,910,396.63      |
| 313384YP8 | 6972         | 1    | AFD       | FHDN   | 10,000,000.00      | 10/30/2019    | 06/25 - At Maturity | 9,898,425.00        |                              |                  | 06/25/2020    | 1.564 | 9,925,200.00      |
| 3134GULJ7 | 6971         | 1    | MC1       | FHLMC  | 5,000,000.00       | 10/30/2019    | 01/30 - 07/30       | 5,000,000.00        |                              | 2.000            | 07/30/2024    | 2.000 | 5,000,000.00      |
| 3134GUMG2 | 6974         | 1    | MC1       | FHLMC  | 5,000,000.00       | 10/30/2019    | 01/30 - 07/30       | 5,000,000.00        |                              | 2.000            | 07/30/2024    | 2.000 | 5,000,000.00      |
| 3135G0W74 | 6973         | 1    | MC1       | FNMA   | 5,000,000.00       | 10/30/2019    | 04/28 - 10/28       | 4,998,750.00        | 500.00                       | 1.800            | 10/28/2022    | 1.809 | 4,998,820.73      |
| 3133EK4X1 | 6975         | 1    | FAC       | FFCB   | 5,000,000.00       | 11/01/2019    | 05/01 - 11/01       | 4,986,300.00        |                              | 1.600            | 11/01/2023    | 1.671 | 4,986,870.83      |
| 912796TS8 | 6976         | 1    | ATD       | USTR   | 10,000,000.00      | 11/01/2019    | 04/30 - At Maturity | 9,924,834.70        |                              | 1.495            | 04/30/2020    | 1.527 | 9,950,166.65      |
| 3133EK4X1 | 6978         | 1    | FAC       | FFCB   | 5,000,000.00       | 11/04/2019    | 05/01 - 11/01       | 4,993,000.00        | 666.67                       | 1.600            | 11/01/2023    | 1.636 | 4,993,277.66      |
| 313384WG0 | 6979         | 1    | AFD       | FHDN   | 10,000,000.00      | 11/04/2019    | 05/01 - At Maturity | 9,923,925.00        |                              | 1.530            | 05/01/2020    | 1.563 | 9,948,575.00      |
| 3130AHHT3 | 6977         | 1    | MC1       | FHLB   | 5,000,000.00       | 11/04/2019    | 05/04 - 11/04       | 5,000,000.00        |                              | 1.700            | 08/04/2021    | 1.701 | 5,000,000.00      |
| 313396YV9 | 6980         | 1    | AFD       | FMCDN  | 10,000,000.00      | 11/05/2019    | 07/01 - At Maturity | 9,902,408.33        |                              | 1.470            | 07/01/2020    | 1.502 | 9,925,683.33      |
| 313312XY1 | 6981         | 1    | AFD       | FFCBND | 10,000,000.00      | 11/06/2019    | 06/10 - At Maturity | 9,906,569.44        |                              | 1.550            | 06/10/2020    | 1.584 | 9,930,680.55      |
| 313396A94 | 6982         | 1    | AFD       | FMCDN  | 10,000,000.00      | 11/06/2019    | 08/06 - At Maturity | 9,885,833.33        |                              | 1.500            | 08/06/2020    | 1.534 | 9,909,166.66      |
| 3130AHH71 | 6984         | 1    | MC1       | FHLB   | 4,640,000.00       | 11/07/2019    | 05/07 - 11/07       | 4,640,000.00        |                              | 1.850            | 05/07/2024    | 1.850 | 4,640,000.00      |
| 313396C76 | 6985         | 1    | AFD       | FMCDN  | 10,000,000.00      | 11/07/2019    | 08/20 - At Maturity | 9,879,619.44        |                              | 1.510            | 08/20/2020    | 1.545 | 9,902,688.89      |
| 3133EK6J0 | 6988         | 1    | FAC       | FFCB   | 5,000,000.00       | 11/08/2019    | 05/08 - 11/08       | 4,986,850.00        |                              | 1.625            | 11/08/2024    | 1.680 | 4,987,237.19      |

Received = Accrued Interest at Purchase was received by report ending date.

**County Pool 2019-2020  
Purchases Report  
October 1, 2019 - December 31, 2019**

| CUSIP     | Investment # | Fund | Sec. Type | Issuer | Original Par Value | Purchase Date | Payment Periods     | Principal Purchased | Accrued Interest at Purchase | Rate at Purchase | Maturity Date | YTM   | Ending Book Value |
|-----------|--------------|------|-----------|--------|--------------------|---------------|---------------------|---------------------|------------------------------|------------------|---------------|-------|-------------------|
| 3130AHJY0 | 6987         | 1    | FAC       | FHLB   | 3,000,000.00       | 11/08/2019    | 05/19 - 11/19       | 2,994,870.00        |                              | 1.625            | 11/19/2021    | 1.711 | 2,995,241.94      |
| 3134GUPL8 | 6986         | 1    | MC1       | FHLMC  | 5,000,000.00       | 11/08/2019    | 05/08 - 11/08       | 4,998,750.00        |                              | 2.050            | 11/08/2024    | 2.055 | 4,998,786.81      |
| 313396C84 | 6989         | 1    | AFD       | FMCDN  | 10,000,000.00      | 11/08/2019    | 08/21 - At Maturity | 9,878,025.00        |                              | 1.530            | 08/21/2020    | 1.566 | 9,900,975.00      |
| 313396B28 | 6990         | 1    | AFD       | FMCDN  | 10,000,000.00      | 11/12/2019    | 08/07 - At Maturity | 9,885,675.00        |                              | 1.530            | 08/07/2020    | 1.565 | 9,906,925.00      |
| 3133EK7A8 | 6992         | 1    | FAC       | FFCB   | 10,000,000.00      | 11/13/2019    | 05/13 - 11/13       | 9,992,600.00        |                              | 1.625            | 05/13/2021    | 1.675 | 9,993,257.78      |
| 3134GUQM5 | 6991         | 1    | MC1       | FHLMC  | 10,000,000.00      | 11/13/2019    | 05/13 - 11/13       | 10,000,000.00       |                              | 1.830            | 05/13/2024    | 1.830 | 10,000,000.00     |
| 313396ZA4 | 6993         | 1    | AFD       | FMCDN  | 10,000,000.00      | 11/13/2019    | 07/06 - At Maturity | 9,899,700.00        |                              | 1.530            | 07/06/2020    | 1.564 | 9,920,525.00      |
| 313384ZD4 | 6996         | 1    | AFD       | FHDN   | 10,000,000.00      | 11/15/2019    | 07/09 - At Maturity | 9,899,275.00        |                              | 1.530            | 07/09/2020    | 1.564 | 9,919,250.00      |
| 313396A37 | 6997         | 1    | AFD       | FMCDN  | 10,000,000.00      | 11/15/2019    | 07/31 - At Maturity | 9,889,925.00        |                              | 1.530            | 07/31/2020    | 1.565 | 9,909,900.00      |
| 3134GUSF8 | 6998         | 1    | MC1       | FHLMC  | 5,000,000.00       | 11/19/2019    | 05/19 - 11/19       | 5,000,000.00        |                              | 1.800            | 05/19/2022    | 1.800 | 5,000,000.00      |
| 912796TV1 | 6999         | 1    | ATD       | USTR   | 10,000,000.00      | 11/20/2019    | 05/14 - At Maturity | 9,925,444.44        |                              | 1.525            | 05/14/2020    | 1.558 | 9,943,236.11      |
| 3133ELAN4 | 7000         | 1    | MC1       | FFCB   | 5,912,000.00       | 11/22/2019    | 05/22 - 11/22       | 5,912,000.00        |                              | 1.680            | 11/22/2023    | 1.680 | 5,912,000.00      |
| 912828F6  | 7001         | 1    | TRC       | USTR   | 10,000,000.00      | 11/22/2019    | 02/29 - 08/31       | 9,909,375.00        | 25,652.47                    | 1.125            | 08/31/2021    | 1.646 | 9,914,969.14      |
| 3133ELAU8 | 7002         | 1    | MC1       | FFCB   | 5,000,000.00       | 11/25/2019    | 05/25 - 11/25       | 5,000,000.00        |                              | 1.710            | 11/25/2022    | 1.710 | 5,000,000.00      |
| 313396G31 | 7003         | 1    | AFD       | FMCDN  | 10,000,000.00      | 11/25/2019    | 09/17 - At Maturity | 9,875,425.00        |                              | 1.510            | 09/17/2020    | 1.546 | 9,890,944.44      |
| 3133ELBF0 | 7004         | 1    | MC1       | FFCB   | 5,000,000.00       | 11/27/2019    | 05/27 - 11/27       | 5,000,000.00        |                              | 1.890            | 11/27/2024    | 1.890 | 5,000,000.00      |
| 3134GUUM0 | 7005         | 1    | MC1       | FHLMC  | 5,000,000.00       | 11/27/2019    | 05/27 - 11/27       | 4,987,500.00        |                              | 1.750            | 11/27/2024    | 1.803 | 4,987,736.11      |
| 3134GUTX8 | 7006         | 1    | MC1       | FHLMC  | 5,000,000.00       | 11/27/2019    | 02/28 - 08/28       | 5,000,000.00        |                              | 1.800            | 08/28/2023    | 1.800 | 5,000,000.00      |
| 313396A37 | 7008         | 1    | AFD       | FMCDN  | 10,000,000.00      | 12/02/2019    | 07/31 - At Maturity | 9,897,150.00        |                              | 1.530            | 07/31/2020    | 1.564 | 9,909,900.00      |
| 3133ELCP7 | 7009         | 1    | FAC       | FFCB   | 5,000,000.00       | 12/03/2019    | 06/03 - 12/03       | 4,992,600.00        |                              | 1.625            | 12/03/2024    | 1.656 | 4,992,715.11      |
| 3130AHN33 | 7010         | 1    | MC1       | FHLB   | 8,900,000.00       | 12/04/2019    | 06/04 - 12/04       | 8,900,000.00        |                              | 1.800            | 12/04/2024    | 1.800 | 8,900,000.00      |
| 3134GUWX4 | 7013         | 1    | MC1       | FHLMC  | 5,000,000.00       | 12/05/2019    | 03/05 - 09/05       | 5,000,000.00        |                              | 1.900            | 09/05/2023    | 1.900 | 5,000,000.00      |
| 912828S76 | 7014         | 1    | TRC       | USTR   | 10,000,000.00      | 12/05/2019    | 01/31 - 07/31       | 9,918,750.00        | 38,824.73                    | 1.125            | 07/31/2021    | 1.624 | 9,922,382.04      |
| 3130A94N8 | 7015         | 1    | MC1       | FHLB   | 10,000,000.00      | 12/06/2019    | 02/25 - 08/25       | 9,998,000.00        | 47,694.44                    | 1.700            | 08/25/2021    | 1.711 | 9,998,080.78      |
| 313396UM3 | 7016         | 1    | AFD       | FMCDN  | 10,000,000.00      | 12/06/2019    | 03/19 - At Maturity | 9,955,800.00        |                              |                  | 03/19/2020    | 1.558 | 9,966,850.00      |
| 3130AHNB5 | 7017         | 1    | MC1       | FHLB   | 5,000,000.00       | 12/09/2019    | 03/09 - 09/09       | 5,000,000.00        |                              | 1.900            | 09/09/2024    | 1.900 | 5,000,000.00      |
| 3130AHNB5 | 7018         | 1    | MC1       | FHLB   | 5,000,000.00       | 12/09/2019    | 03/09 - 09/09       | 5,000,000.00        |                              | 1.900            | 09/09/2024    | 1.900 | 5,000,000.00      |
| 3130AHM67 | 7019         | 1    | MC1       | FHLB   | 5,000,000.00       | 12/09/2019    | 06/09 - 12/09       | 5,000,000.00        |                              | 1.700            | 12/09/2022    | 1.700 | 5,000,000.00      |
| 313384SD2 | 7020         | 1    | AFD       | FHLBDN | 10,000,000.00      | 12/10/2019    | 01/23 - At Maturity | 9,981,361.10        |                              | 1.525            | 01/23/2020    | 1.549 | 9,990,680.55      |
| 3134GUYH7 | 7021         | 1    | MC1       | FHLMC  | 7,500,000.00       | 12/10/2019    | 06/10 - 12/10       | 7,500,000.00        |                              | 1.630            | 12/10/2021    | 1.630 | 7,500,000.00      |
| 3133ELCS1 | 7023         | 1    | FAC       | FFCB   | 5,000,000.00       | 12/11/2019    | 03/11 - 09/11       | 4,987,500.00        |                              | 1.550            | 03/11/2024    | 1.611 | 4,987,663.40      |
| 313384TY5 | 7024         | 1    | AFD       | FHDN   | 10,000,000.00      | 12/11/2019    | 03/06 - At Maturity | 9,963,330.56        |                              | 1.535            | 03/06/2020    | 1.562 | 9,972,284.73      |
| 3134GADT8 | 7022         | 1    | MC1       | FHLMC  | 5,000,000.00       | 12/11/2019    | 03/02 - 09/02       | 4,993,125.00        | 22,275.00                    | 1.620            | 09/02/2021    | 1.701 | 4,993,346.42      |
| 313384VR7 | 7025         | 1    | AFD       | FHDN   | 10,000,000.00      | 12/12/2019    | 04/16 - At Maturity | 9,945,750.00        |                              | 1.550            | 04/16/2020    | 1.580 | 9,954,361.11      |
| 313384TJ8 | 7026         | 1    | AFD       | FHDN   | 5,000,000.00       | 12/12/2019    | 02/21 - At Maturity | 4,984,616.67        |                              | 1.560            | 02/21/2020    | 1.587 | 4,988,950.00      |
| 912828F6  | 7027         | 1    | TRC       | USTR   | 10,000,000.00      | 12/12/2019    | 02/29 - 08/31       | 9,902,734.38        | 31,833.79                    | 1.125            | 08/31/2021    | 1.702 | 9,905,832.01      |

**County Pool 2019-2020  
Purchases Report  
October 1, 2019 - December 31, 2019**

| CUSIP                  | Investment # | Fund | Sec. Type | Issuer | Original Par Value    | Purchase Date | Payment Periods     | Principal Purchased   | Accrued Interest at Purchase | Rate at Purchase | Maturity Date | YTM   | Ending Book Value     |
|------------------------|--------------|------|-----------|--------|-----------------------|---------------|---------------------|-----------------------|------------------------------|------------------|---------------|-------|-----------------------|
| 3133ELDU5              | 7028         | 1    | FAC       | FFCB   | 5,000,000.00          | 12/13/2019    | 06/13 - 12/13       | 4,993,350.00          |                              | 1.580            | 12/13/2021    | 1.648 | 4,993,516.25          |
| 3130AHPK3              | 7030         | 1    | MC1       | FHLB   | 5,000,000.00          | 12/16/2019    | 06/16 - 12/16       | 5,000,000.00          |                              | 1.875            | 06/16/2023    | 1.875 | 5,000,000.00          |
| 3130AHPM9              | 7031         | 1    | MC1       | FHLB   | 5,000,000.00          | 12/16/2019    | 06/16 - 12/16       | 5,000,000.00          |                              | 2.050            | 12/16/2024    | 2.050 | 5,000,000.00          |
| 3130AHP31              | 7035         | 1    | MC1       | FHLB   | 5,000,000.00          | 12/16/2019    | 06/11 - 12/11       | 4,999,000.00          | 1,388.89                     | 2.000            | 12/11/2024    | 2.004 | 4,999,008.36          |
| 3134GUZB9              | 7029         | 1    | MC1       | FHLMC  | 5,000,000.00          | 12/16/2019    | 06/16 - 12/16       | 4,998,500.00          |                              | 2.030            | 12/16/2024    | 2.036 | 4,998,512.50          |
| 313396G49              | 7032         | 1    | AFD       | FMCDN  | 5,000,000.00          | 12/16/2019    | 09/18 - At Maturity | 4,941,522.22          |                              | 1.520            | 09/18/2020    | 1.555 | 4,944,900.00          |
| 313384XT1              | 7036         | 1    | AFD       | FHDN   | 10,000,000.00         | 12/17/2019    | 06/05 - At Maturity | 9,926,137.50          |                              | 1.555            | 06/05/2020    | 1.588 | 9,932,616.67          |
| 313384YA1              | 7037         | 1    | AFD       | FHDN   | 10,000,000.00         | 12/17/2019    | 06/12 - At Maturity | 9,923,113.89          |                              | 1.555            | 06/12/2020    | 1.589 | 9,929,593.06          |
| 313384ZE2              | 7038         | 1    | AFD       | FHDN   | 10,000,000.00         | 12/17/2019    | 07/10 - At Maturity | 9,912,450.00          |                              | 1.530            | 07/10/2020    | 1.564 | 9,918,825.00          |
| 313312M56              | 7042         | 1    | AFD       | FCDN   | 10,000,000.00         | 12/18/2019    | 10/29 - At Maturity | 9,859,555.56          |                              | 1.600            | 10/29/2020    | 1.640 | 9,865,777.78          |
| 313384YQ6              | 7041         | 1    | AFD       | FHLBDN | 10,000,000.00         | 12/18/2019    | 06/26 - At Maturity | 9,918,825.00          |                              | 1.530            | 06/26/2020    | 1.563 | 9,924,775.00          |
| 912828YE4              | 7039         | 1    | TRC       | USTR   | 10,000,000.00         | 12/18/2019    | 02/29 - 08/31       | 9,780,078.13          | 37,431.32                    | 1.250            | 08/31/2024    | 1.739 | 9,781,870.28          |
| 3134GUC32              | 7043         | 1    | MC1       | FHLMC  | 5,000,000.00          | 12/19/2019    | 06/19 - 12/19       | 5,000,000.00          |                              | 2.000            | 06/19/2024    | 2.000 | 5,000,000.00          |
| 3134GUYX2              | 7044         | 1    | MC1       | FHLMC  | 5,000,000.00          | 12/19/2019    | 06/19 - 12/19       | 5,000,000.00          |                              | 2.000            | 06/19/2024    | 2.000 | 5,000,000.00          |
| 3134GUB82              | 7045         | 1    | MC1       | FHLMC  | 5,000,000.00          | 12/19/2019    | 06/19 - 12/19       | 5,000,000.00          |                              | 1.875            | 06/19/2023    | 1.875 | 5,000,000.00          |
| 3134GUC32              | 7046         | 1    | MC1       | FHLMC  | 5,000,000.00          | 12/19/2019    | 06/19 - 12/19       | 5,000,000.00          |                              | 2.000            | 06/19/2024    | 2.000 | 5,000,000.00          |
| 313384UN7              | 7049         | 1    | AFD       | FHDN   | 5,000,000.00          | 12/23/2019    | 03/20 - At Maturity | 4,980,627.78          |                              | 1.585            | 03/20/2020    | 1.613 | 4,982,609.03          |
| 3130AHSD6              | 7048         | 1    | MC1       | FHLB   | 5,000,000.00          | 12/23/2019    | 06/23 - 12/23       | 5,000,000.00          |                              | 2.050            | 12/23/2024    | 2.050 | 5,000,000.00          |
| 3134GUE89              | 7047         | 1    | MC1       | FHLMC  | 5,000,000.00          | 12/23/2019    | 06/23 - 12/23       | 5,000,000.00          |                              | 1.850            | 03/23/2023    | 1.850 | 5,000,000.00          |
| 3134GUZY9              | 7050         | 1    | MC1       | FHLMC  | 8,000,000.00          | 12/23/2019    | 06/23 - 12/23       | 8,000,000.00          |                              | 1.750            | 06/23/2022    | 1.750 | 8,000,000.00          |
| 3134GUE89              | 7051         | 1    | MC1       | FHLMC  | 5,000,000.00          | 12/23/2019    | 06/23 - 12/23       | 5,000,000.00          |                              | 1.850            | 03/23/2023    | 1.850 | 5,000,000.00          |
| 3133ELFF6              | 7052         | 1    | MC1       | FFCB   | 5,000,000.00          | 12/26/2019    | 03/26 - 09/26       | 5,000,000.00          |                              | 1.900            | 09/26/2023    | 1.900 | 5,000,000.00          |
| 313384YU7              | 7054         | 1    | AFD       | FHDN   | 10,000,000.00         | 12/27/2019    | 06/30 - At Maturity | 9,920,950.00          |                              | 1.530            | 06/30/2020    | 1.563 | 9,923,075.00          |
| 3134GUG79              | 7055         | 1    | MC1       | FHLMC  | 5,000,000.00          | 12/27/2019    | 03/27 - 09/27       | 5,000,000.00          |                              | 2.000            | 03/27/2024    | 2.000 | 5,000,000.00          |
| 912828S27              | 7053         | 1    | TRC       | USTR   | 10,000,000.00         | 12/27/2019    | 12/31 - 06/30       | 9,928,906.25          | Received                     | 1.125            | 06/30/2021    | 1.603 | 9,929,551.38          |
| 3133ELFJ8              | 7056         | 1    | FAC       | FFCB   | 10,000,000.00         | 12/30/2019    | 06/30 - 12/30       | 10,000,000.00         |                              | 1.625            | 12/30/2020    | 1.625 | 10,000,000.00         |
| 3130AHU50              | 7057         | 1    | MC1       | FHLB   | 5,000,000.00          | 12/30/2019    | 06/30 - 12/30       | 5,000,000.00          |                              | 2.050            | 12/30/2024    | 2.050 | 5,000,000.00          |
| 3130AHSC8              | 7059         | 1    | MC1       | FHLB   | 10,000,000.00         | 12/30/2019    | 06/30 - 12/30       | 10,000,000.00         |                              | 1.700            | 12/30/2021    | 1.700 | 10,000,000.00         |
| 3134GUH60              | 7058         | 1    | MC1       | FHLMC  | 10,000,000.00         | 12/30/2019    | 06/30 - 12/30       | 10,000,000.00         |                              | 2.000            | 12/30/2024    | 2.000 | 10,000,000.00         |
| 313312A67              | 7063         | 1    | AFD       | FCDN   | 5,000,000.00          | 12/31/2019    | 08/03 - At Maturity | 4,952,900.00          |                              | 1.570            | 08/03/2020    | 1.605 | 4,953,118.06          |
| 3133ELET7              | 7061         | 1    | MC1       | FFCB   | 5,000,000.00          | 12/31/2019    | 06/19 - 12/19       | 4,999,000.00          | 2,966.67                     | 1.780            | 12/19/2022    | 1.787 | 4,999,000.00          |
| 313312SU5              | 7062         | 1    | AFD       | FFCBDN | 10,000,000.00         | 12/31/2019    | 02/07 - At Maturity | 9,983,744.44          |                              | 1.540            | 02/07/2020    | 1.564 | 9,984,172.22          |
| 3130AHT78              | 7060         | 1    | MC1       | FHLB   | 10,000,000.00         | 12/31/2019    | 06/30 - 12/30       | 10,000,000.00         |                              | 2.125            | 12/30/2024    | 2.124 | 10,000,000.00         |
| <b>Total Purchases</b> |              |      |           |        | <b>739,617,000.00</b> |               |                     | <b>736,097,584.56</b> | <b>314,774.35</b>            |                  |               |       | <b>736,671,530.37</b> |

Received = Accrued Interest at Purchase was received by report ending date.



**County Pool 2019-2020  
Sales/Call Report  
Sorted by Maturity Date - Fund  
October 1, 2019 - December 31, 2019**

| CUSIP             | Investment # | Fund | Issuer<br>Sec. Type | Purchase<br>Date | Redem. Date<br>Matur. Date | Par<br>Value         | Rate at<br>Redem. | Book Value<br>at Redem. | Redemption<br>Principal | Redemption<br>Interest | Total<br>Amount      | Net Income       |
|-------------------|--------------|------|---------------------|------------------|----------------------------|----------------------|-------------------|-------------------------|-------------------------|------------------------|----------------------|------------------|
| <b>03/27/2020</b> |              |      |                     |                  |                            |                      |                   |                         |                         |                        |                      |                  |
| 3136G4JR5         | 6223         | 1    | FNMA<br>MC1         | 12/27/2016       | 12/27/2019<br>03/27/2020   | 5,000,000.00         | 1.625             | 5,000,000.00            | 5,000,000.00            | 20,312.50              | 5,020,312.50<br>Call | 20,312.50        |
|                   |              |      |                     |                  | <b>Subtotal</b>            | <b>5,000,000.00</b>  |                   | <b>5,000,000.00</b>     | <b>5,000,000.00</b>     | <b>20,312.50</b>       | <b>5,020,312.50</b>  | <b>20,312.50</b> |
| <b>06/26/2020</b> |              |      |                     |                  |                            |                      |                   |                         |                         |                        |                      |                  |
| 3130ABNQ5         | 6440         | 1    | FHLB<br>MC1         | 06/29/2017       | 12/26/2019<br>06/26/2020   | 5,000,000.00         | 1.625             | 4,998,746.52            | 5,000,000.00            | 40,625.00              | 5,040,625.00<br>Call | 41,878.48        |
|                   |              |      |                     |                  | <b>Subtotal</b>            | <b>5,000,000.00</b>  |                   | <b>4,998,746.52</b>     | <b>5,000,000.00</b>     | <b>40,625.00</b>       | <b>5,040,625.00</b>  | <b>41,878.48</b> |
| <b>06/29/2020</b> |              |      |                     |                  |                            |                      |                   |                         |                         |                        |                      |                  |
| 3136G4KD4         | 6224         | 1    | FNMA<br>MC1         | 12/29/2016       | 12/29/2019<br>06/29/2020   | 5,000,000.00         | 1.750             | 5,000,000.00            | 5,000,000.00            | 43,750.00              | 5,043,750.00<br>Call | 43,750.00        |
| 3136G4KD4         | 6225         | 1    | FNMA<br>MC1         | 12/29/2016       | 12/29/2019<br>06/29/2020   | 5,000,000.00         | 1.750             | 4,999,285.71            | 5,000,000.00            | 43,750.00              | 5,043,750.00<br>Call | 44,464.29        |
|                   |              |      |                     |                  | <b>Subtotal</b>            | <b>10,000,000.00</b> |                   | <b>9,999,285.71</b>     | <b>10,000,000.00</b>    | <b>87,500.00</b>       | <b>10,087,500.00</b> | <b>88,214.29</b> |
| <b>06/30/2020</b> |              |      |                     |                  |                            |                      |                   |                         |                         |                        |                      |                  |
| 3134G9ZN0         | 6679         | 1    | FHLMC<br>MC1        | 03/28/2018       | 12/30/2019<br>06/30/2020   | 5,000,000.00         | 2.000 V           | 4,985,147.78            | 5,000,000.00            | 50,000.00              | 5,050,000.00<br>Call | 64,852.22        |
|                   |              |      |                     |                  | <b>Subtotal</b>            | <b>5,000,000.00</b>  |                   | <b>4,985,147.78</b>     | <b>5,000,000.00</b>     | <b>50,000.00</b>       | <b>5,050,000.00</b>  | <b>64,852.22</b> |
| <b>01/19/2021</b> |              |      |                     |                  |                            |                      |                   |                         |                         |                        |                      |                  |
| 3133EG4F9         | 6237         | 1    | FFCB<br>MC1         | 01/19/2017       | 11/13/2019<br>01/19/2021   | 5,000,000.00         | 1.930             | 4,999,852.08            | 5,000,000.00            | 30,558.33              | 5,030,558.33<br>Call | 30,706.25        |
|                   |              |      |                     |                  | <b>Subtotal</b>            | <b>5,000,000.00</b>  |                   | <b>4,999,852.08</b>     | <b>5,000,000.00</b>     | <b>30,558.33</b>       | <b>5,030,558.33</b>  | <b>30,706.25</b> |
| <b>01/29/2021</b> |              |      |                     |                  |                            |                      |                   |                         |                         |                        |                      |                  |
| 3130ADC26         | 6643         | 1    | FHLB<br>MC1         | 01/29/2018       | 10/29/2019<br>01/29/2021   | 5,000,000.00         | 2.200             | 5,000,000.00            | 5,000,000.00            | 27,500.00              | 5,027,500.00<br>Call | 27,500.00        |
|                   |              |      |                     |                  | <b>Subtotal</b>            | <b>5,000,000.00</b>  |                   | <b>5,000,000.00</b>     | <b>5,000,000.00</b>     | <b>27,500.00</b>       | <b>5,027,500.00</b>  | <b>27,500.00</b> |
| <b>02/26/2021</b> |              |      |                     |                  |                            |                      |                   |                         |                         |                        |                      |                  |
| 3134GB3B6         | 6596         | 1    | FHLMC<br>MC1        | 12/07/2017       | 11/26/2019<br>02/26/2021   | 5,000,000.00         | 2.000             | 4,998,155.74            | 5,000,000.00            | 25,000.00              | 5,025,000.00<br>Call | 26,844.26        |

V - Security with variable rate change.

**County Pool 2019-2020**  
**Sales/Call Report**  
**October 1, 2019 - December 31, 2019**

| CUSIP             | Investment # | Fund | Issuer<br>Sec. Type | Purchase<br>Date | Redem. Date<br>Matur. Date | Par<br>Value        | Rate at<br>Redem. | Book Value<br>at Redem. | Redemption<br>Principal | Redemption<br>Interest | Total<br>Amount      | Net Income       |
|-------------------|--------------|------|---------------------|------------------|----------------------------|---------------------|-------------------|-------------------------|-------------------------|------------------------|----------------------|------------------|
| <b>Subtotal</b>   |              |      |                     |                  |                            | <b>5,000,000.00</b> |                   | <b>4,998,155.74</b>     | <b>5,000,000.00</b>     | <b>25,000.00</b>       | <b>5,025,000.00</b>  | <b>26,844.26</b> |
| <b>03/29/2021</b> |              |      |                     |                  |                            |                     |                   |                         |                         |                        |                      |                  |
| 3134GBTG7         | 6449         | 1    | FHLMC<br>MC1        | 07/03/2017       | 12/29/2019<br>03/29/2021   | 5,000,000.00        | 1.875             | 4,999,164.19            | 5,000,000.00            | 23,437.50              | 5,023,437.50<br>Call | 24,273.31        |
| <b>Subtotal</b>   |              |      |                     |                  |                            | <b>5,000,000.00</b> |                   | <b>4,999,164.19</b>     | <b>5,000,000.00</b>     | <b>23,437.50</b>       | <b>5,023,437.50</b>  | <b>24,273.31</b> |
| <b>04/08/2021</b> |              |      |                     |                  |                            |                     |                   |                         |                         |                        |                      |                  |
| 3134GTEX7         | 6839         | 1    | FHLMC<br>MC1        | 04/08/2019       | 10/08/2019<br>04/08/2021   | 5,000,000.00        | 2.500             | 5,000,000.00            | 5,000,000.00            | 62,500.00              | 5,062,500.00<br>Call | 62,500.00        |
| <b>Subtotal</b>   |              |      |                     |                  |                            | <b>5,000,000.00</b> |                   | <b>5,000,000.00</b>     | <b>5,000,000.00</b>     | <b>62,500.00</b>       | <b>5,062,500.00</b>  | <b>62,500.00</b> |
| <b>05/27/2021</b> |              |      |                     |                  |                            |                     |                   |                         |                         |                        |                      |                  |
| 3134GTNP4         | 6893         | 1    | FHLMC<br>MC1        | 05/28/2019       | 11/27/2019<br>05/27/2021   | 5,000,000.00        | 2.500             | 5,000,000.00            | 5,000,000.00            | 62,152.78              | 5,062,152.78<br>Call | 62,152.78        |
| <b>Subtotal</b>   |              |      |                     |                  |                            | <b>5,000,000.00</b> |                   | <b>5,000,000.00</b>     | <b>5,000,000.00</b>     | <b>62,152.78</b>       | <b>5,062,152.78</b>  | <b>62,152.78</b> |
| <b>06/29/2021</b> |              |      |                     |                  |                            |                     |                   |                         |                         |                        |                      |                  |
| 3130ACDU5         | 6563         | 1    | FHLB<br>MC1         | 09/29/2017       | 12/29/2019<br>06/29/2021   | 1,960,000.00        | 1.800             | 1,958,353.60            | 1,960,000.00            | 8,820.00               | 1,968,820.00<br>Call | 10,466.40        |
| 3134GBWE8         | 6454         | 1    | FHLMC<br>MC1        | 07/14/2017       | 12/29/2019<br>06/29/2021   | 5,000,000.00        | 2.000 V           | 4,998,578.95            | 5,000,000.00            | 50,000.00              | 5,050,000.00<br>Call | 51,421.05        |
| <b>Subtotal</b>   |              |      |                     |                  |                            | <b>6,960,000.00</b> |                   | <b>6,956,932.55</b>     | <b>6,960,000.00</b>     | <b>58,820.00</b>       | <b>7,018,820.00</b>  | <b>61,887.45</b> |
| <b>07/19/2021</b> |              |      |                     |                  |                            |                     |                   |                         |                         |                        |                      |                  |
| 3133EHRL9         | 6459         | 1    | FFCB<br>FAC         | 07/19/2017       | 11/22/2019<br>07/19/2021   | 5,000,000.00        | 2.000             | 5,000,000.00            | 5,000,000.00            | 34,166.67              | 5,034,166.67<br>Call | 34,166.67        |
| <b>Subtotal</b>   |              |      |                     |                  |                            | <b>5,000,000.00</b> |                   | <b>5,000,000.00</b>     | <b>5,000,000.00</b>     | <b>34,166.67</b>       | <b>5,034,166.67</b>  | <b>34,166.67</b> |
| <b>11/26/2021</b> |              |      |                     |                  |                            |                     |                   |                         |                         |                        |                      |                  |
| 3130ACV43         | 6602         | 1    | FHLB<br>MC1         | 12/08/2017       | 11/26/2019<br>11/26/2021   | 4,250,000.00        | 2.125             | 4,246,571.43            | 4,250,000.00            | 45,156.25              | 4,295,156.25<br>Call | 48,584.82        |
| <b>Subtotal</b>   |              |      |                     |                  |                            | <b>4,250,000.00</b> |                   | <b>4,246,571.43</b>     | <b>4,250,000.00</b>     | <b>45,156.25</b>       | <b>4,295,156.25</b>  | <b>48,584.82</b> |
| <b>06/30/2022</b> |              |      |                     |                  |                            |                     |                   |                         |                         |                        |                      |                  |
| 3134GUEC0         | 6953         | 1    | FHLMC<br>MC1        | 09/30/2019       | 12/30/2019<br>06/30/2022   | 5,000,000.00        | 2.050             | 5,000,000.00            | 5,000,000.00            | 25,625.00              | 5,025,625.00<br>Call | 25,625.00        |
| <b>Subtotal</b>   |              |      |                     |                  |                            | <b>5,000,000.00</b> |                   | <b>5,000,000.00</b>     | <b>5,000,000.00</b>     | <b>25,625.00</b>       | <b>5,025,625.00</b>  | <b>25,625.00</b> |
| <b>08/05/2022</b> |              |      |                     |                  |                            |                     |                   |                         |                         |                        |                      |                  |

V - Security with variable rate change.

**County Pool 2019-2020**  
**Sales/Call Report**  
**October 1, 2019 - December 31, 2019**

| CUSIP             | Investment # | Fund | Issuer<br>Sec. Type | Purchase<br>Date | Redem. Date<br>Matur. Date | Par<br>Value        | Rate at<br>Redem. | Book Value<br>at Redem. | Redemption<br>Principal | Redemption<br>Interest | Total<br>Amount      | Net Income       |
|-------------------|--------------|------|---------------------|------------------|----------------------------|---------------------|-------------------|-------------------------|-------------------------|------------------------|----------------------|------------------|
| <b>08/05/2022</b> |              |      |                     |                  |                            |                     |                   |                         |                         |                        |                      |                  |
| 3130AGTU9         | 6918         | 1    | FHLB<br>MC1         | 08/13/2019       | 11/05/2019<br>08/05/2022   | 5,900,000.00        | 2.220             | 5,900,000.00            | 5,900,000.00            | 32,745.00              | 5,932,745.00<br>Call | 32,745.00        |
| <b>Subtotal</b>   |              |      |                     |                  |                            | <b>5,900,000.00</b> |                   | <b>5,900,000.00</b>     | <b>5,900,000.00</b>     | <b>32,745.00</b>       | <b>5,932,745.00</b>  | <b>32,745.00</b> |
| <b>08/17/2022</b> |              |      |                     |                  |                            |                     |                   |                         |                         |                        |                      |                  |
| 3130AC6P4         | 6483         | 1    | FHLB<br>MC1         | 08/17/2017       | 11/17/2019<br>08/17/2022   | 5,000,000.00        | 2.160             | 5,000,000.00            | 5,000,000.00            | 27,000.00              | 5,027,000.00<br>Call | 27,000.00        |
| <b>Subtotal</b>   |              |      |                     |                  |                            | <b>5,000,000.00</b> |                   | <b>5,000,000.00</b>     | <b>5,000,000.00</b>     | <b>27,000.00</b>       | <b>5,027,000.00</b>  | <b>27,000.00</b> |
| <b>08/26/2022</b> |              |      |                     |                  |                            |                     |                   |                         |                         |                        |                      |                  |
| 3134GBE65         | 6498         | 1    | FHLMC<br>MC1        | 08/30/2017       | 11/26/2019<br>08/26/2022   | 5,000,000.00        | 2.050             | 5,000,000.00            | 5,000,000.00            | 25,625.00              | 5,025,625.00<br>Call | 25,625.00        |
| <b>Subtotal</b>   |              |      |                     |                  |                            | <b>5,000,000.00</b> |                   | <b>5,000,000.00</b>     | <b>5,000,000.00</b>     | <b>25,625.00</b>       | <b>5,025,625.00</b>  | <b>25,625.00</b> |
| <b>10/24/2022</b> |              |      |                     |                  |                            |                     |                   |                         |                         |                        |                      |                  |
| 3130ACKD5         | 6572         | 1    | FHLB<br>MC1         | 10/24/2017       | 10/24/2019<br>10/24/2022   | 5,000,000.00        | 2.250             | 5,000,000.00            | 5,000,000.00            | 56,250.00              | 5,056,250.00<br>Call | 56,250.00        |
| <b>Subtotal</b>   |              |      |                     |                  |                            | <b>5,000,000.00</b> |                   | <b>5,000,000.00</b>     | <b>5,000,000.00</b>     | <b>56,250.00</b>       | <b>5,056,250.00</b>  | <b>56,250.00</b> |
| <b>10/26/2022</b> |              |      |                     |                  |                            |                     |                   |                         |                         |                        |                      |                  |
| 3130ACNM2         | 6605         | 1    | FHLB<br>MC1         | 12/11/2017       | 10/26/2019<br>10/26/2022   | 5,000,000.00        | 2.280             | 4,988,461.54            | 5,000,000.00            | 57,000.00              | 5,057,000.00<br>Call | 68,538.46        |
| <b>Subtotal</b>   |              |      |                     |                  |                            | <b>5,000,000.00</b> |                   | <b>4,988,461.54</b>     | <b>5,000,000.00</b>     | <b>57,000.00</b>       | <b>5,057,000.00</b>  | <b>68,538.46</b> |
| <b>12/21/2022</b> |              |      |                     |                  |                            |                     |                   |                         |                         |                        |                      |                  |
| 3134GB7G1         | 6624         | 1    | FHLMC<br>MC1        | 12/21/2017       | 12/21/2019<br>12/21/2022   | 5,000,000.00        | 2.250 V           | 5,000,000.00            | 5,000,000.00            | 56,250.00              | 5,056,250.00<br>Call | 56,250.00        |
| <b>Subtotal</b>   |              |      |                     |                  |                            | <b>5,000,000.00</b> |                   | <b>5,000,000.00</b>     | <b>5,000,000.00</b>     | <b>56,250.00</b>       | <b>5,056,250.00</b>  | <b>56,250.00</b> |
| <b>03/28/2023</b> |              |      |                     |                  |                            |                     |                   |                         |                         |                        |                      |                  |
| 3133EFU21         | 6916         | 1    | FFCB<br>FAC         | 08/09/2019       | 11/25/2019<br>03/28/2023   | 1,500,000.00        | 2.150             | 1,498,621.47            | 1,500,000.00            | 5,106.25               | 1,505,106.25<br>Call | 6,484.78         |
| <b>Subtotal</b>   |              |      |                     |                  |                            | <b>1,500,000.00</b> |                   | <b>1,498,621.47</b>     | <b>1,500,000.00</b>     | <b>5,106.25</b>        | <b>1,505,106.25</b>  | <b>6,484.78</b>  |
| <b>08/12/2024</b> |              |      |                     |                  |                            |                     |                   |                         |                         |                        |                      |                  |
| 3134GTY72         | 6917         | 1    | FHLMC<br>MC1        | 08/12/2019       | 11/12/2019<br>08/12/2024   | 5,000,000.00        | 2.250             | 5,000,000.00            | 5,000,000.00            | 28,125.00              | 5,028,125.00<br>Call | 28,125.00        |
| <b>Subtotal</b>   |              |      |                     |                  |                            | <b>5,000,000.00</b> |                   | <b>5,000,000.00</b>     | <b>5,000,000.00</b>     | <b>28,125.00</b>       | <b>5,028,125.00</b>  | <b>28,125.00</b> |

V - Security with variable rate change.

**County Pool 2019-2020**  
**Sales/Call Report**  
**October 1, 2019 - December 31, 2019**

| CUSIP              | Investment # | Fund | Issuer<br>Sec. Type | Purchase<br>Date | Redem. Date<br>Matur. Date | Par<br>Value          | Rate at<br>Redem. | Book Value<br>at Redem. | Redemption<br>Principal | Redemption<br>Interest | Total<br>Amount       | Net Income        |
|--------------------|--------------|------|---------------------|------------------|----------------------------|-----------------------|-------------------|-------------------------|-------------------------|------------------------|-----------------------|-------------------|
| <b>08/20/2024</b>  |              |      |                     |                  |                            |                       |                   |                         |                         |                        |                       |                   |
| 3133EKC38          | 6927         | 1    | FFCB<br>MC1         | 08/20/2019       | 11/26/2019<br>08/20/2024   | 5,000,000.00          | 2.270             | 4,997,160.00            | 5,000,000.00            | 30,266.67              | 5,030,266.67<br>Call  | 33,106.67         |
| <b>Subtotal</b>    |              |      |                     |                  |                            | <b>5,000,000.00</b>   |                   | <b>4,997,160.00</b>     | <b>5,000,000.00</b>     | <b>30,266.67</b>       | <b>5,030,266.67</b>   | <b>33,106.67</b>  |
| <b>Total Sales</b> |              |      |                     |                  |                            | <b>118,610,000.00</b> |                   | <b>118,568,099.01</b>   | <b>118,610,000.00</b>   | <b>911,721.95</b>      | <b>119,521,721.95</b> | <b>953,622.94</b> |