




April 19 2022

FY22/23 – FY26/27

Measure A Program of Projects

- Operations, Deferred Maintenance, Capital Improvements and Programs
- Transportation Funding Snapshot
- Measure A Distribution Formula
- State of the System
- Recommendations

A 3D rendering of a road with a roll of asphalt paving material at the end of it. The road is dark grey with white dashed lines and a double yellow line. The roll of asphalt is black with yellow and white markings.

*Provide a clear path, a smooth ride, and
a safe trip for the traveling public*

Transportation - Categories of Work

- Roads
- Shoulders
- Drainage
- Sign and Paint
- Urban Forest
- Hardscape
- Service Requests
- Signals and lighting
- Traffic Operations
- Design/Construction/Permits
- Administration
Permits



Operations



Deferred
Maintenance



Programs,
Grants, CIP




Transportation FY22/23 Funding Snapshot

Operations

Deferred
Maintenance

Programs,
Grants, CIP



Transportation FY22/23 Funding Snapshot

Operations

Deferred
Maintenance

Programs,
Grants, CIP



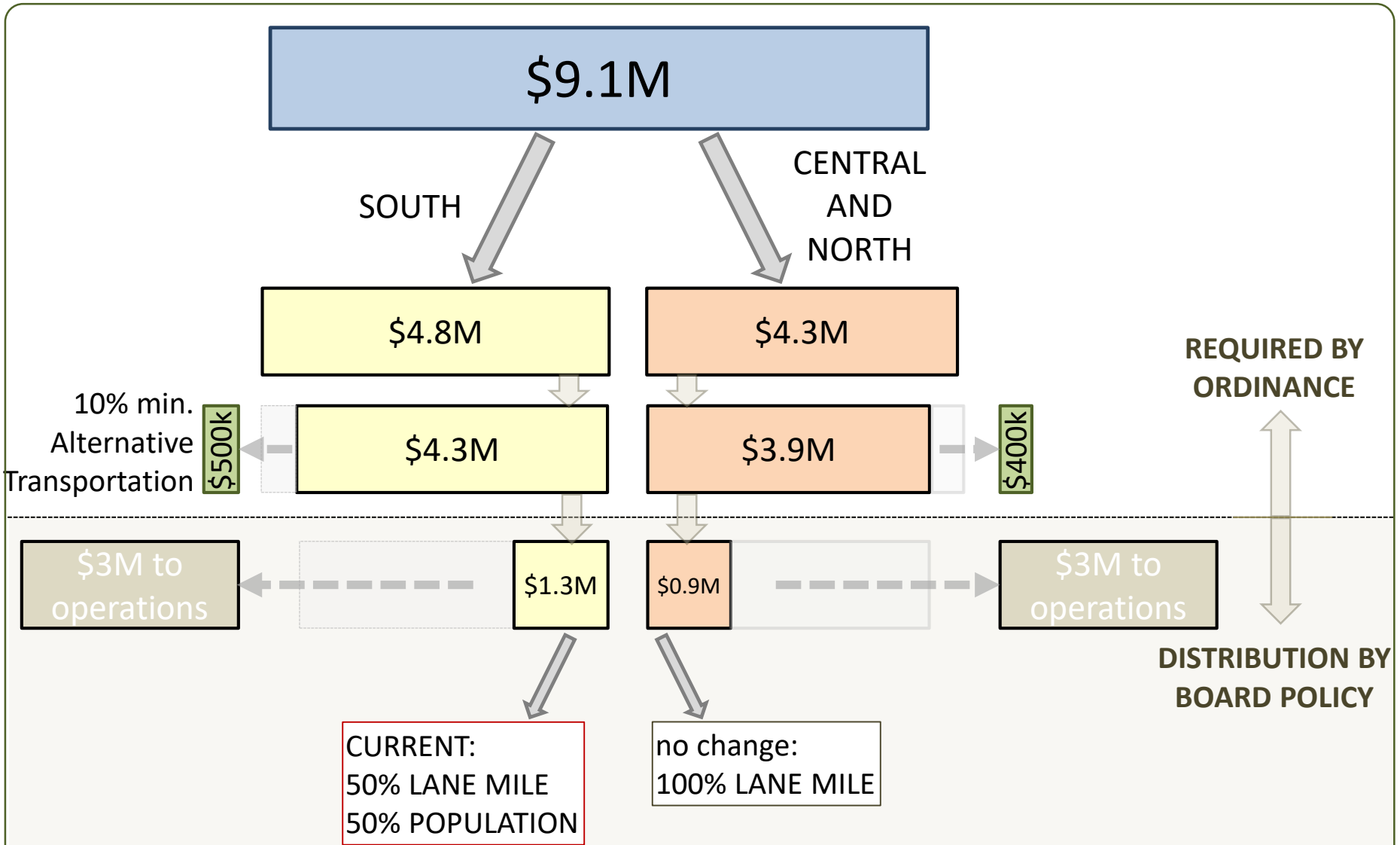
Transportation Maintenance FY22/23 Funding Snapshot

Funding	Operations	Deferred Maintenance	Programs, Grants, CIP
18 % Gen Fund		\$5.8M	
Gen Fund MOE	\$1.7M		
State SB-1 RMRA		\$9.1M	
State HUTA	\$12.0M		
Measure A	\$6.0M		
Annual Backlog/need	\$4.8M	\$3.1M	

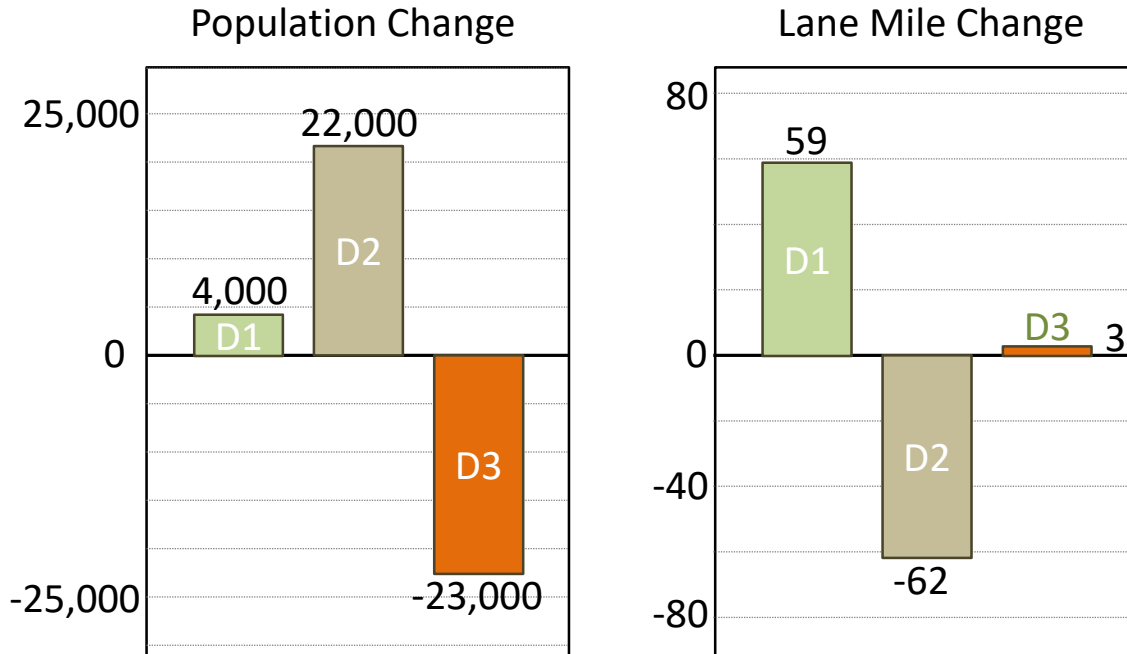
Transportation FY22/23 Funding Snapshot

Funding	Operations	Deferred Maintenance	Programs, Grants, CIP
18 % Gen Fund		\$5.8M	
Gen Fund MOE	\$1.7M		
State SB-1 RMRA		\$9.1M	MEASURE A is a primary source for grant matches and CIP projects
State HUTA	\$12.0M		
Measure A	\$6.0M		\$3.1M
Grants, TIP, TDA, other			Varies*
Annual Backlog/need	\$4.8M	\$3.1M	

Measure A Distribution



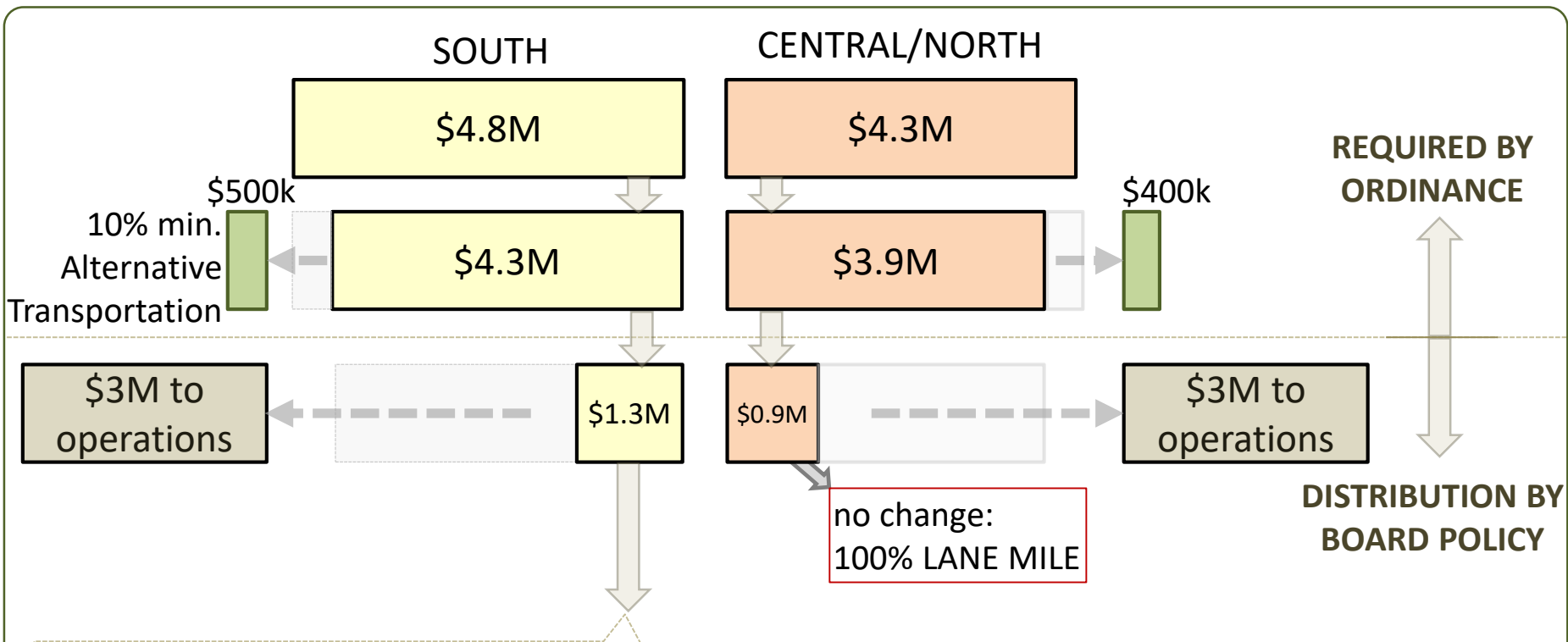
Measure A Distribution 2022 Redistricting Changes



FUNDING WITH EXISTING FORMULA

DIST	PRE-CENSUS	2020 CENSUS	CHANGE
D1	29.7%	37.7%	+8%
D2	45.1%	52.9%	+7.8%
D3	25.2%	9.4%	-15.8%

Measure A Distribution Distribution Recommendation




existing 50%pop/50% Lane Mile			recommended 25%pop/75% Lane Mile			standard 100% Lane Miles		
D1S	37.7%	\$489,658	D1S	42.9%	\$557,273	D1S	48.1%	\$624,888
D2	52.9%	\$687,852	D2	43.9%	\$571,338	D2	35.0%	\$454,825
D3S	9.4%	\$122,490	D3S	13.2%	\$171,388	D3S	16.9%	\$220,287

County Transportation Infrastructure Deferred Maintenance Backlog

Public Works Transportation: \$294 million

County Asset	Backlog (\$M)
Pavement	\$134.2
Hardscape & Urban Forest	\$46.2
Bridges	\$54.2
Drainage System	\$51.1
Traffic	\$9.1



Road Maintenance Annual Plan (RdMAP) Progress

	Lane Miles of Preventive Maintenance	Lane Miles of Rehabilitation	Status		
			Planning	Design	Construction
RdMAP 20-21	19	15			✓
RdMAP 21-22	29	25		✓	✓
RdMAP 22-23	32	20	✓	✓	

Romero Canyon- SCE settlement funding



Rucker Road – Grind, overlay, and dip reduction



Obern Trail Rehabilitation

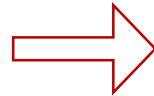


Hardscape repairs



County Transportation Infrastructure Status of the pavement network

County Asset	Backlog (\$M)
Pavement	\$134.2
Hardscape & Trees	\$46.2
Bridges	\$54.2
Drainage System	\$51.4
Traffic	\$9.1



7% decrease



Measure A Program of Projects Recommendations

That the Board of Supervisors:

- a) Adopt the attached Resolution for the Measure A Five-Year Local Program of Projects for Fiscal Years 2022/2023 through 2026/2027, for submittal to the Santa Barbara County Local Transportation Authority for acceptance; and
- b) Reaffirm Resolution 10-101, which establishes priorities and policies for the use of the local portion of the ½ cent sales tax for the transportation needs in Santa Barbara County; and
- c) Approve a Measure A distribution formula for the central/north region and south county region from:
 - a. the existing district formula for the central/north region (100% lane miles) and the recommended new distribution formula for the south county region (25% population/75% lane miles) for Measure A revenues; or
 - b. the existing distribution formula for both the central/north region (100% lane miles) and the south county region (50% population/50% lane miles) for Measure A revenues; or
 - c. an alternate funding distribution formula for Measure A revenues; and
- d) Direct staff to prepare Fiscal Year 2022/2023 Road Maintenance Annual Plan based upon approved Measure A distribution formula; and
- e) Determine that this action is not subject to the California Environmental Quality Act (CEQA) pursuant to State CEQA Guidelines Section 15301 (c), as the proposed project(s) consists of the operation, repair, maintenance, or minor alteration of existing public or private structures, facilities, mechanical equipment, or topographical features, involving negligible or no expansion of use beyond that previously existing, including but not limited to existing highways and streets, sidewalks, gutters, bicycle and pedestrian trails, and similar facilities.



FY22/23 – FY26/27

Measure A Program of Projects



April 19 2022

Thank you



Provide a clear path, a smooth ride, and a safe trip for the traveling public