

The Santa Barbara County Board of Supervisors authorized the court-ordered Assisted Outpatient Treatment (AOT) program for individuals with mental illness who meet the criteria established by Laura's Law. The Department of Behavioral Wellness launched the AOT pilot program in January of 2017, and hired Harder+Company Community Research to conduct an external evaluation of the early implementation and initial outcomes. A total of 65 individuals have been referred to the AOT program for outreach and engagement services since its inception in January 2017. The AOT program received 4 referrals that were not opened to AOT (2 were referred by a non-eligible party and 2 when the program was at capacity). AOT staff followed up with these individuals to ensure they were receiving the care/treatment needed, and/or provided information about other community resources available to them, such as substance abuse treatment programs. Unless otherwise noted, this report presents findings based on 61 referrals received from January 2017 to March 2018.



Key Findings

Since its inception in January 2017, AOT staff have reached out to **61 individuals**. On average, the program received 4 referrals per month. Of those referrals:



54% of the referrals were from family members.

67% of the referred were under the age of 45.



82% of the referred had a dual diagnosis.



59% of the referred were homeless.

On average, AOT staff reached out to individuals **2.6 times a week**.

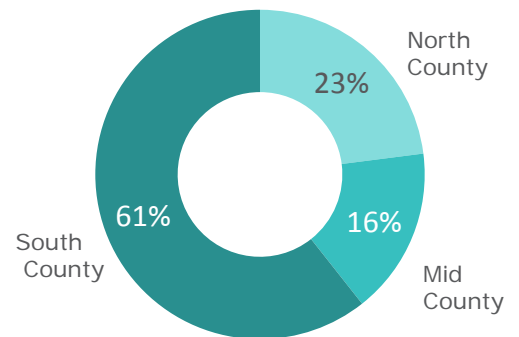
34% of individuals referred to the AOT program voluntarily accepted treatment.

AOT engagement efforts are **reducing the number of negative life events** for participants.

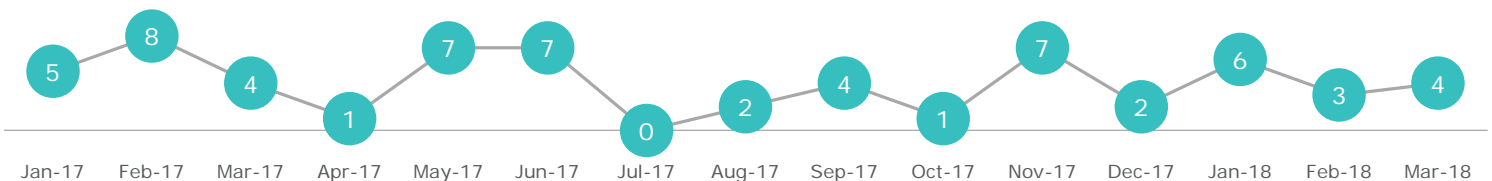
Referral Trends

The number of referrals received varied greatly from month to month. The largest number of referrals occurred during the first quarter of Year 1 (January-March 2017). Most referrals have come from South County communities.

AOT Referrals by Region



AOT Referrals by Month



Total Referrals: 61
Avg # Referrals/Month: 4

Who is being referred to the AOT program? As of March 2018, individuals referred to AOT ranged in age from 19 to 68 years with an average age of 39 years. Approximately two-thirds (64%) identified as Caucasian and slightly less than three-fifths (59%) were male. At the time of referral, slightly more than four-fifths (82%) had a dual-diagnosis, half (50%) were on probation and slightly less than three-fifths (59%) were homeless.

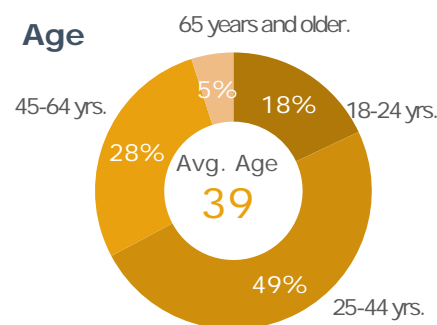
Characteristics

Gender

59%
Male



Age



Race/Ethnicity

64%	Caucasian/White
23%	Latino/Hispanic
5%	Black/African-American
5%	Multiracial
3%	Asian

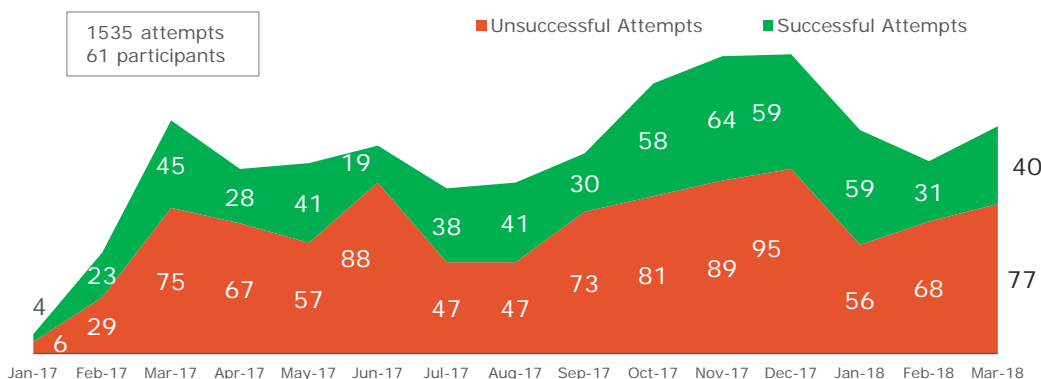
Other Characteristics

82%	Dual diagnosis
59%	Homeless
50%	Probation

Engagement Efforts

How successful is AOT engagement? The individuals referred to AOT are typically hard to reach because they are often homeless, involved with the criminal justice system and experience both substance abuse and mental health issues. The AOT staff aims to contact all referred clients 3 times a week to promote voluntary uptake of services. Data show that three fifths (60%) of referred individuals have been contacted 3 or more times a week (Finding for people whom have been in the program for at least 1 week).

AOT Engagement Efforts by Month



What was the result of AOT engagement efforts?

Out of the 61 individuals that were opened to AOT, 12 were already linked to services, 3 were not located and 2 were court ordered to treatment through the IST process prior to a petition being filed by the AOT team. Of the remaining 44 individuals, approximately a third (34%) accepted voluntary treatment and have not needed court intervention thus far.

What has changed for AOT participants? The goal of AOT is to improve access and adherence to intensive behavioral health services in order to improve clients' quality of life, prevent decompensation, avert incarceration, and reduce utilization of acute services. Self-reported data show that referred individuals have experienced decreases in incarcerations, emergency room visits, and psychiatric hospitalizations **during the AOT outreach and engagement phase.**

AOT Engagement Outcomes

34% Accepted voluntary treatment

27% Continue to attempt to engage

0% Settlement agreement

0% Court petition filed

0% Court ordered to treatment

27% Closed - Referred individual did not meet AOT criteria to file petition

11% Closed - Referred individual initially contacted but then unable to locate/moved out of the area

Significant Life Events

■ 12 Months Prior AOT
■ During AOT Engagement

