



Board of Supervisors The Novel Coronavirus (COVID-19)

September 21, 2021

Briefing Topics

- COVID-19 Dashboard Recap
- Booster Update
- Testing Update
- Flu Season



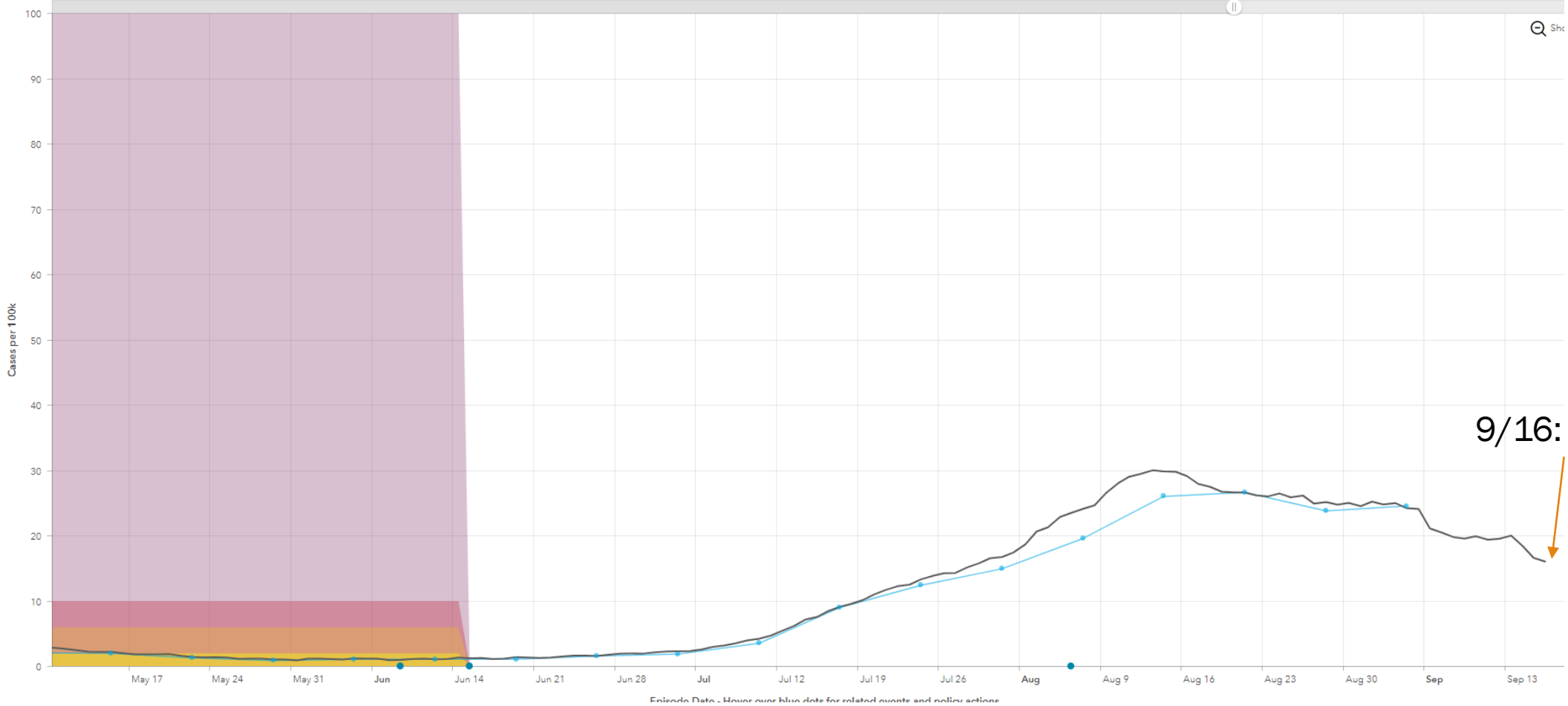
Santa Barbara County by the Numbers

		September 20, 2021 Updated M-F except holidays	
New Cases 76 ↓ 0% from 2 week avg of 105		New Deaths 3 ↑ 282% from 2 week avg of 1	
Active Cases 473 ↓ 0% from 2 week avg of 554		Hospitalized 45 ↓ 0% from 2 week avg of 61	
Total Cases 41,402		Total Deaths 497	
Case Rate per 100k as of September 16, 2021 16.0		Test Positivity as of September 16, 2021 4.2%	



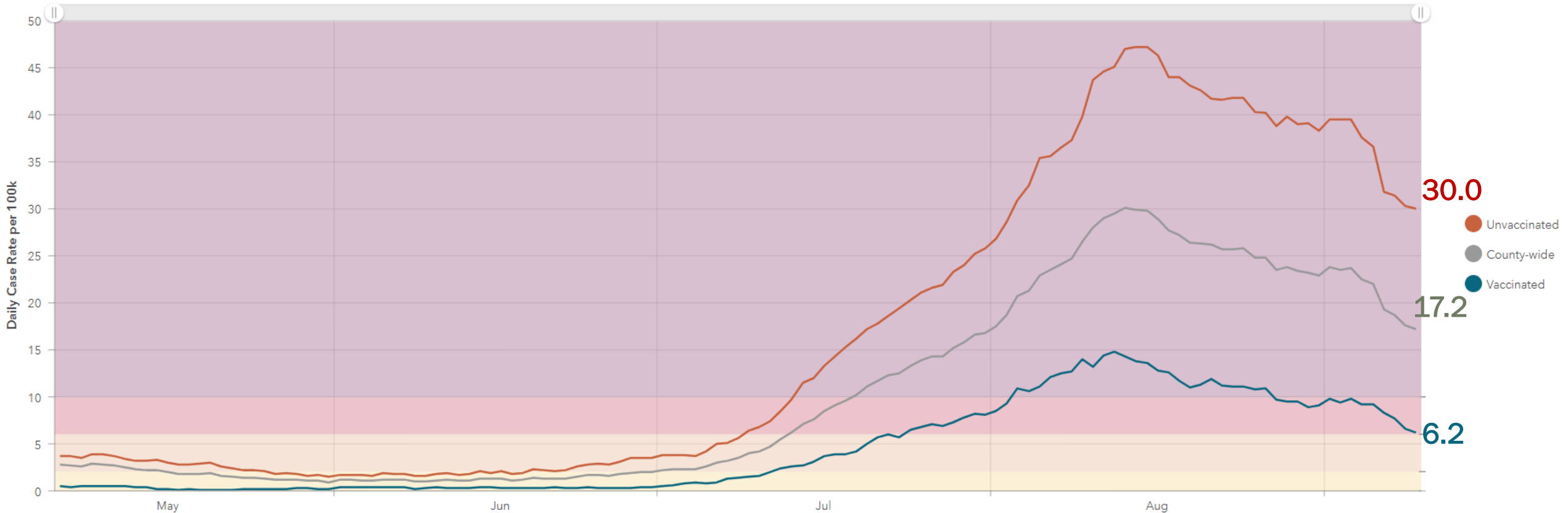
Case Rate

Case Rate per 100k People
Actual and CA adjusted

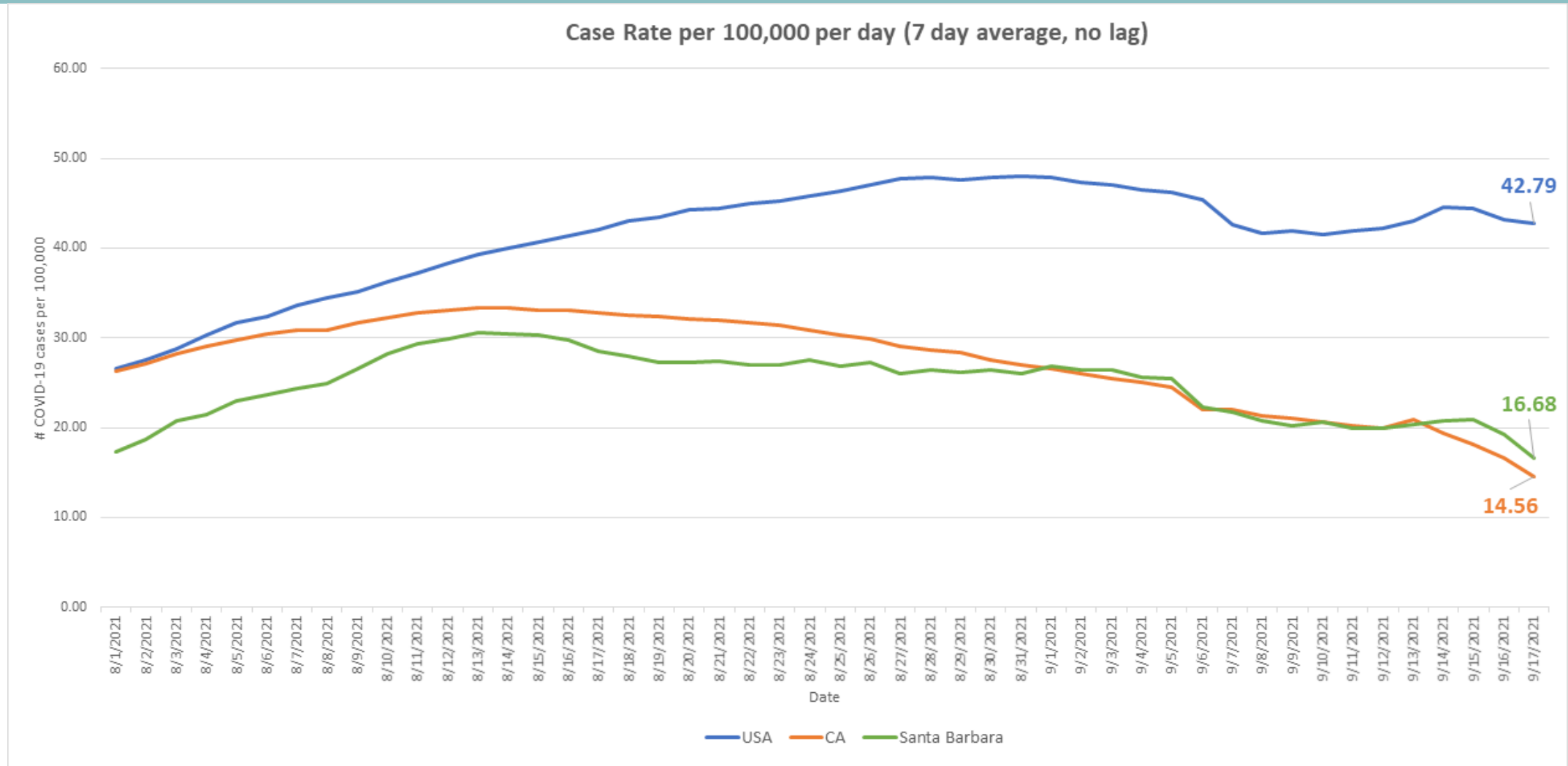


Comparing Case Rate by Vaccination Status, 9/9

Daily Case Rate of Unvaccinated vs Vaccinated in Santa Barbara County



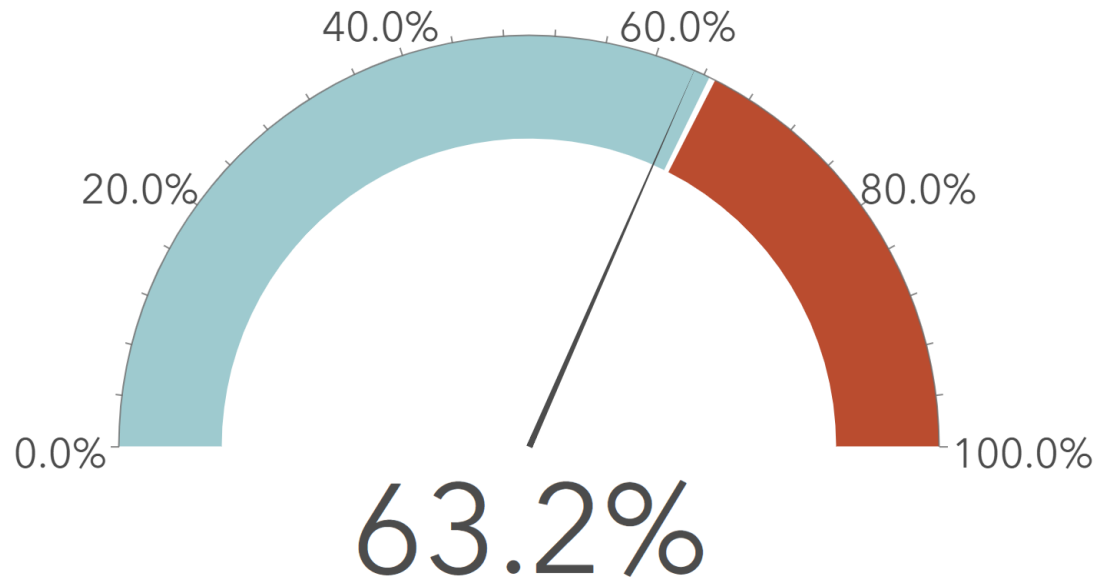
Case Rate Comparison



Hospital Capacity, 9/19

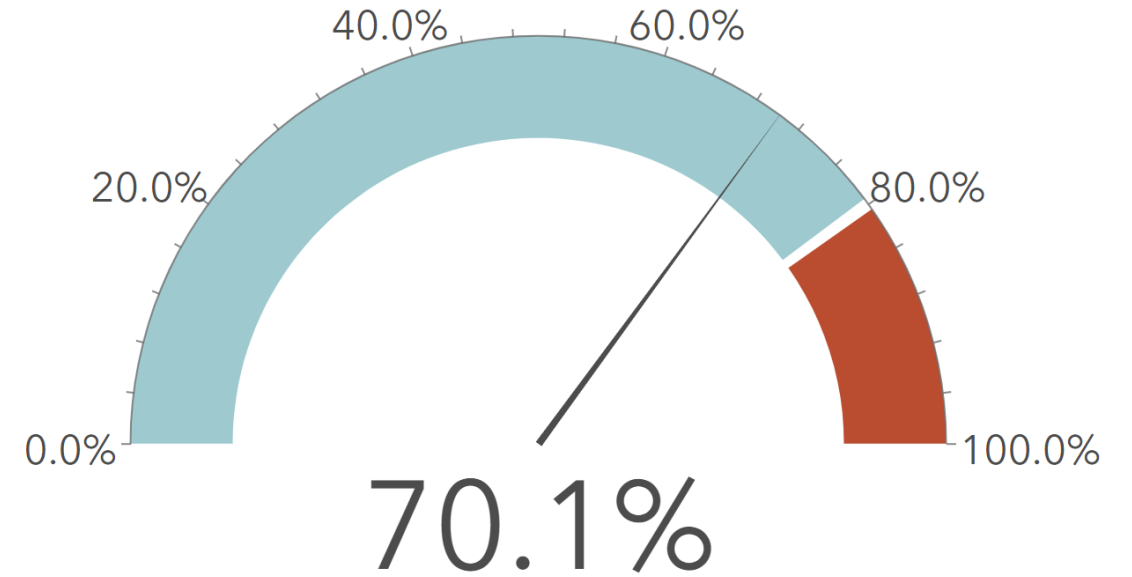
% Hospital Beds in Use

Red Zone <35% available

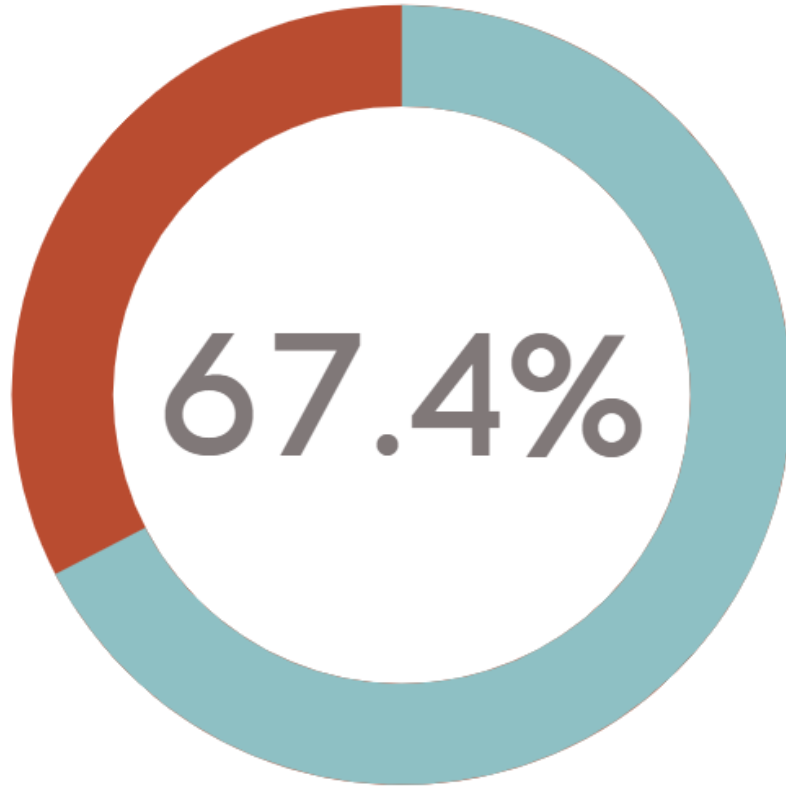


% Staffed Adult ICU Beds in Use

Does not include ICU Surge. Red Zone < 20% available



Vaccination Rates, 9/19



**Percentage of
Eligible
Santa Barbara
County Residents
Fully Vaccinated**

1 in 3 eligible persons in Santa Barbara County is unvaccinated



Fully Vaccinated Rate by Zip Code, 9/14

Zip Code	VEM	12+ Population Size	City	14-Aug	% Change
93429	3	144	Casmalia, Antonio	35.4%	1.4%
93117	3	53768	Goleta, Isla Vista, Gaviota, Naples, Capitan	57.3%	0.4%
93254	1	590	New Cuyama	57.8%	0.3%
93436	2	46237	Lompoc, Vandenberg Village, Mission Hills, Concepcion, Acorn	58.2%	1.1%
93455	3	38992	Santa Maria, Orcutt, Betteravia	58.7%	0.9%
93458	1	43263	Santa Maria	63.1%	1.4%
93454	2	32043	Santa Maria, Sisquoc, Garey	64.6%	1.2%
93427	3	5341	Buellton, Las Cruces	65.6%	0.9%
93463	4	7101	Santa Ynez, Solvang, Los Olivos, Ballard	67.5%	0.6%
93460	4	4623	Santa Ynez	69.4%	0.9%
93434	1	5926	Guadalupe	70.1%	1.3%
93105	4	25430	Santa Barbara, Mission Canyon	71.0%	0.4%
93110	3	15103	Santa Barbara, Hope Ranch	72.6%	0.7%
93440	3	1389	Los Alamos	72.6%	1.8%
93101	3	27818	Santa Barbara	75.0%	0.9%
93109	4	10019	Santa Barbara	75.3%	1.0%
93103	3	17933	Santa Barbara	75.3%	0.9%
93013	4	14495	Carpinteria, Summerland, Toro Canyon	75.6%	0.9%
93108	4	9321	Santa Barbara, Montecito, Summerland, Toro Canyon	78.7%	0.9%
93111	4	15517	Goleta	84.7%	0.6%
93441	4	837	Los Olivos	94.8%	1.3%
93067	3	405	Carpinteria	100.0%	0.0%



Vaccination Rate By Zip Code, 9/14

➤ Greatest percent increase from previous week observed in:

Zip Code	City	% Change Among Partially Vaccinated	% Change Among Fully Vaccinated
93440	Los Alamos	0.7%	1.8%
93458	Santa Maria	1.1%	1.4%
93429	Casmalia, Antonio	0.0%	1.4%
93434	Guadalupe	0.8%	1.3%
93454	Santa Maria, Sisquoc, Garey	1.0%	1.2%
93436	Lompoc, Vandenberg Village, Mission Hills, Concepcion, Acorn	0.8%	1.1%



Current Outbreaks

58 Active Outbreaks



9 Businesses



28 Schools



21 Congregate
Living
Facilities



Pfizer Booster Shot

- FDA advisory panel voted to recommend Pfizer booster shot for:
 - 65 years and older; or
 - High risk of severe COVID-19
- Panel supported authorization for:
 - Healthcare workers
 - Others at high risk of occupational coronavirus exposure
- Booster programs can begin **after** FDA approval and CDC issue clinical guidance



Testing Capacity

- Employer Based Testing via State Partnership
- Goleta Valley Community Center
 - 198/day; Thurs-Tues; 7 am – 7 pm
- Buellton
 - 126/day; Mon-Sat; 10 am - 6 pm
- Santa Maria Fairpark
 - 336/day; Sun-Thurs; 10 am – 6 pm
- Santa Barbara HCC
 - 84/day; Mon-Fri; 8:30 am - 4:30 pm
- Lompoc HCC
 - 84/day; Mon-Fri; 8:30 am - 4:30 pm



New Testing Capacity

- Confirmed start date: 9/27
- Mini-bus at Direct Relief, Goleta
- Capacity: 168 tests/day;
- Mon-Fri: 9 am - 5 pm
- Appointments: <https://publichealthsb.org/testing/>
- Walk-ins accepted as long as there is space available





FLU VACCINE RESOURCES

#FIGHT FLU

INFLUENZA (FLU) BASICS

The flu is a contagious respiratory illness caused by influenza viruses that infect the nose, throat, and lungs. It can cause mild to severe illness, and at times can lead to hospitalization and sometimes even death. Symptoms can include fever, chills, coughing, sore throat, runny or stuffy nose, headaches, body aches, chills, fatigue, vomiting and diarrhea.

PROTECT YOURSELF & YOUR LOVED ONES: GET VACCINATED

The CDC recommends that all people six months of age and older get a flu vaccine, every flu season.

- The vaccine cannot cause the flu.
- The flu vaccine is used to prevent flu illness, not to treat it.
- It takes two weeks after vaccination for your body to build immunity for protection against the flu.

Yearly flu vaccination should begin as soon as vaccine is available, and continue throughout the flu season, which can last as late as May.

WHERE CAN I GET VACCINATED?

To get a flu vaccine, check with your regular health care provider. Even if you don't have a regular health care provider, you can get a flu vaccine from one of these other locations:

Santa Barbara County Health Care Centers, Community Clinics, Hospitals:

- Community Health Centers of the Central Coast: www.chccc.org, 1-866-614-4636
- Cottage Health Systems Flu Hotline: www.sbcch.org, 1-855-247-9355
- Marian Community Clinic: 805-739-3890
- Sansum Clinics Flu Hotline: www.sansumclinic.org, 1-800-472-6786
- Santa Barbara County Health Care Centers (HCC): www.sbcphd.org/iz
 - Carpinteria HCC: 805-560-1050
 - Franklin HCC: 805-568-2099
 - Lompoc HCC: 805-737-6400
 - Santa Maria HCC: 805-346-7230
 - Santa Barbara HCC: 805-681-5488
- Santa Barbara Neighborhood Clinics: www.sbcclinics.com
 - Eastside: 805-963-1641
 - Westside: 805-963-1546
 - Goleta: 805-617-7878
 - Isla Vista: 805-968-1511

Pharmacies & Chain Stores:

Several pharmacy and store chains are offering flu vaccine. For more information, visit www.vaccinefinder.org or one of the sites below.

- Target: www.target.com
- Vons: www.vons.com/ifu/grocery/Flu-Shots
- Walgreens: www.walgreens.com
- Wal-Mart: www.walmart.com/flu
- Costco: www.costco.com
- CVS: www.cvs.com/flu
- Rite Aid: www.riteaid.com
- Albertsons Sav-On Pharmacy: www.albertsonssavonpharmacies.com

WHAT ABOUT THE COST?

Flu vaccination is covered by most health insurance plans. It is also a covered benefit under Medicare Part B and Medi-Cal. Check with your insurance provider for coverage details.

The California Vaccines for Children (VFC) Program provides flu vaccination for eligible children at no cost. Check with your child's provider to see if they participate in the VFC Program.



WWW.SBCPHD.ORG



COVID-19 VACCINES

KNOW THE *JUST THE* **FACTS**



FACT: Researchers took no safety shortcuts. Large studies show the vaccine is safe.



FACT: The vaccine helps your body produce antibodies but cannot change your DNA.



FACT: The vaccine cannot give you COVID-19 because it does not contain a live virus strain.



FACT: It does not have egg proteins and can be given to people with egg allergies.



FACT: The vaccine can cause mild side effects that resolve in a few days.



FACT: There is no evidence that the vaccine causes infertility.



VACUNAS COVID-19

CONOZCA LOS *SÓLO LOS* **HECHOS**



HECHOS: Los investigadores no tomaron ningún atajo de seguridad. Grandes estudios demuestran que la vacuna es segura.



HECHOS: La vacuna ayuda a su cuerpo a producir anticuerpos pero es incapaz de cambiar su ADN.



HECHOS: La vacuna no puede dar COVID-19 porque no contiene una cepa de virus vivo.



HECHOS: No tiene proteínas de huevo y puede administrarse a personas alérgicas al huevo.



HECHOS: La vacuna puede causar efectos secundarios leves que se resuelven en pocos días.



HECHOS: No hay pruebas de que la vacuna cause infertilidad.

