



**Board of Supervisors May 5, 2015
Public Hearing regarding
the *Human Services Commission's*
2015 Notice of Funding Availability
(NOFA) Recommendations**

Background - Summary of New Funding Cycle

- Past 3-year cycle Board recommended a more strategic approach for funding Human Services Programs
- Fewer grants at higher amounts to achieve greater impact
- Resulted in a new 3-tiered New Funding Cycle Concept:

Grant	Grants Amounts	Program
1 year Mini Grant	\$5,000 - \$7,000	Capacity building
1-3 year Basic Services	\$20,000 - \$50,000	Basic Services, Safety net programs
3 year Best Practices	\$50,000 - \$100,000	Evidence-based Practices

- Priorities: seniors, children, freedom from abuse, transportation, services for non-English speakers, improved service access

Inclusive Public Process

HSC Regular Meetings Monthly	Allocations Committee Meetings	Additional Public Presentations	NOFA Announcements
2013 Data identification and collection began	2013 Data review and analysis began		
2014 Regular meetings September 11 th , 2014 HSC Retreat	2014 Regular meetings	October 2, 2014 mid county public meeting BOS: November 4, 2014 Public Hearing	Published November 18 th and 20 th 2014 (North/South County); December 1 st & 3 rd 2014 Applicant training
2015 Regular meetings	2015 Regular meetings	BOS: April 21, 2015 CDBG Public Hearing	
March 5, 2015 full Commission approval of Allocation Committee recommendation	February 4, 5, 6 2015 Allocations Committee applicant interviews, deliberations	BOS: May 5, 2015 Public Hearing	

2015 NOFA Applications

Grant	Number of Applications	Requested amount	Funds made Available
Mini Grants	29	\$194,760	\$59,000
Basic Services	61	\$2,452,172	\$540,000
Best Practices	26	\$2,181,189	\$450,000
Total*	116	\$4,828,121	\$1,049,000

* Not including administration which is \$151,000 (12%); Annual allocations subject to Board approval

2015 Allocations Committee

Review Process

- ❑ Committee members individual access to ZoomGrants software
- ❑ Reviewed each application independently
- ❑ Used HSC Criteria and Guidelines
- ❑ Interviewed all 116 applicants
- ❑ Scored and ranked proposals according to criteria, strength of proposals, interviews, and committee discussions
- ❑ Public deliberations Friday, February 6, 2015
 - Recommended supporting the highest ranked proposals
 - Funds remaining in Basic Services and Mini Grants went to medium ranked proposals after discussion
- ❑ Resulted in 42% fewer agencies funded and 65% fewer programs funded
- ❑ Clients projected to be served - past cycle (i.e., FY 2012-13) equaled 114,688 vs. FY 2015-16 cycle of 117,688, an increase of 2,732 persons
- ❑ Full HSC Commission approval received – March 5, 2015
- ❑ BOS approval required - May 5, 2015

2015 NOFA Criteria:

Proposals were recommended based on the following factors:

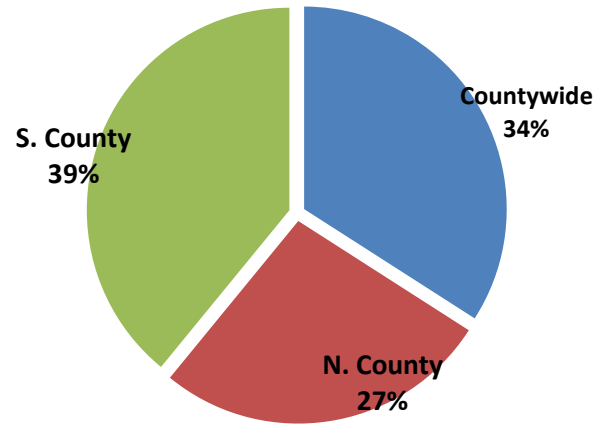
- Degree to which proposal met HSC priorities (seniors, children, freedom from abuse, non English speaking services)
- Demonstration of significant positive impact improving lives of target population
- Meeting County Poverty Study and other assessments of needs including unmet needs Countywide
- Whether a proposal was the only program/service available in a geographic area, serving a population in need
- Strength of program targets and proposed outcomes
- Agency capacity, experience, performance
- Best Practices: strongest history, experience with Evidence-Based Practices (EBP)
- Mini Grants: What would achieve the most impact with a one-time investment; effort to move toward EBP

Summary OF 2011-14 Funding Cycle and New Cycle Funding Recommendations

Fiscal Year	Funding Available	Agencies Funded	Programs Funded	Average Grant Amount
FY's 2011-2012 through 2014-2015 Funding & Awards	\$1,072,000	50	78	\$21,440
FY's 2015- 2016 through 2017-2018 Basic Services and Best Practices Recommendations	\$990,000	29	27	\$34,483
% Difference from 2011-2014 cycle		-42%	-65%	+ 61%
FY 2015-2016 Mini Grant* Recommendations:	\$59,000	10	10	-

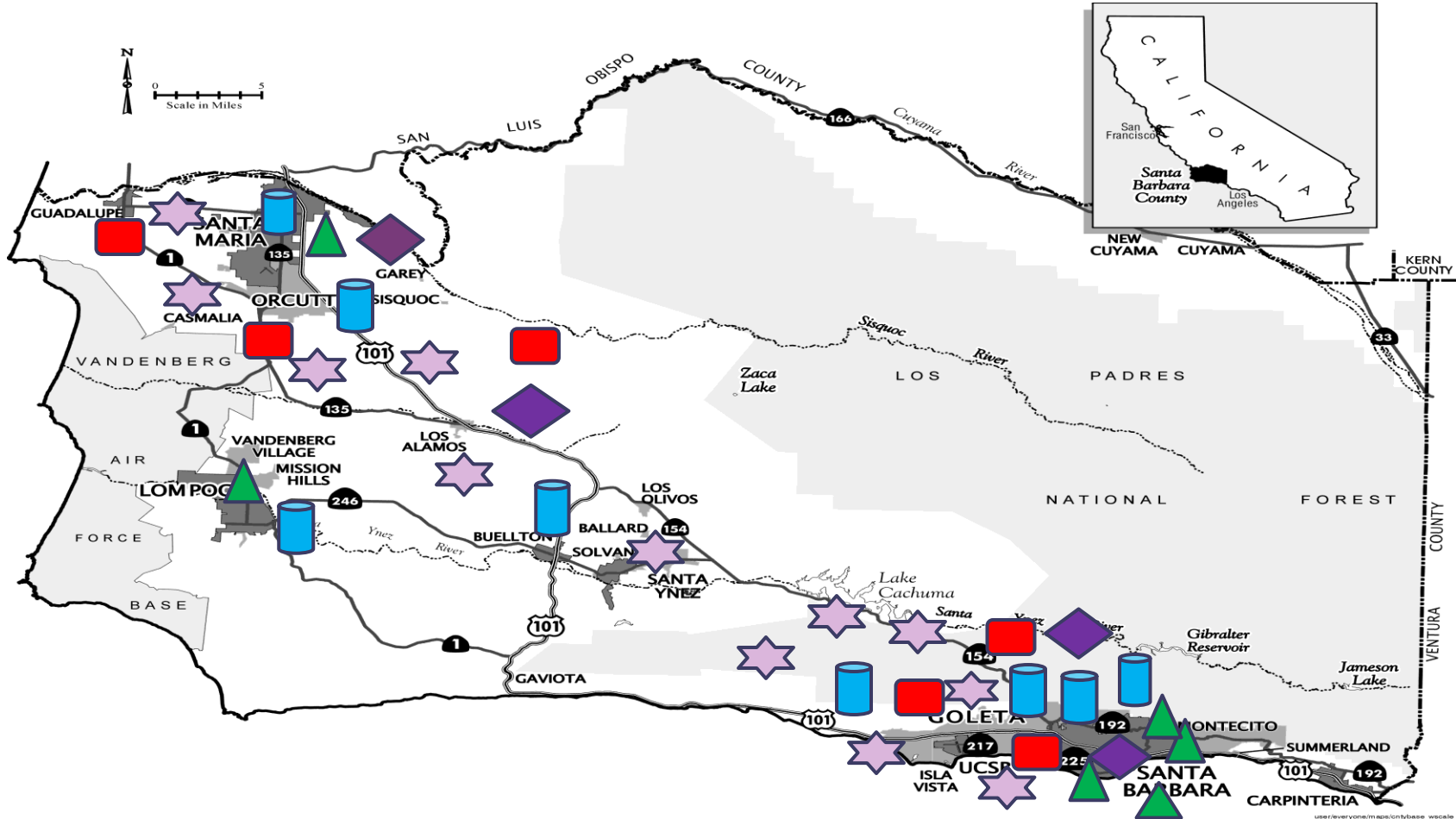
*Total new cycle program funds with mini grants equals \$1,049,000; mini grant funds available may vary annually depending upon administration expenses which are \$151,000 (12%) for FY 2015

Geographic Distribution of Proposed Services



Countywide	14	34%
North County	11	27%
South County	16	39%
Total	41	100%

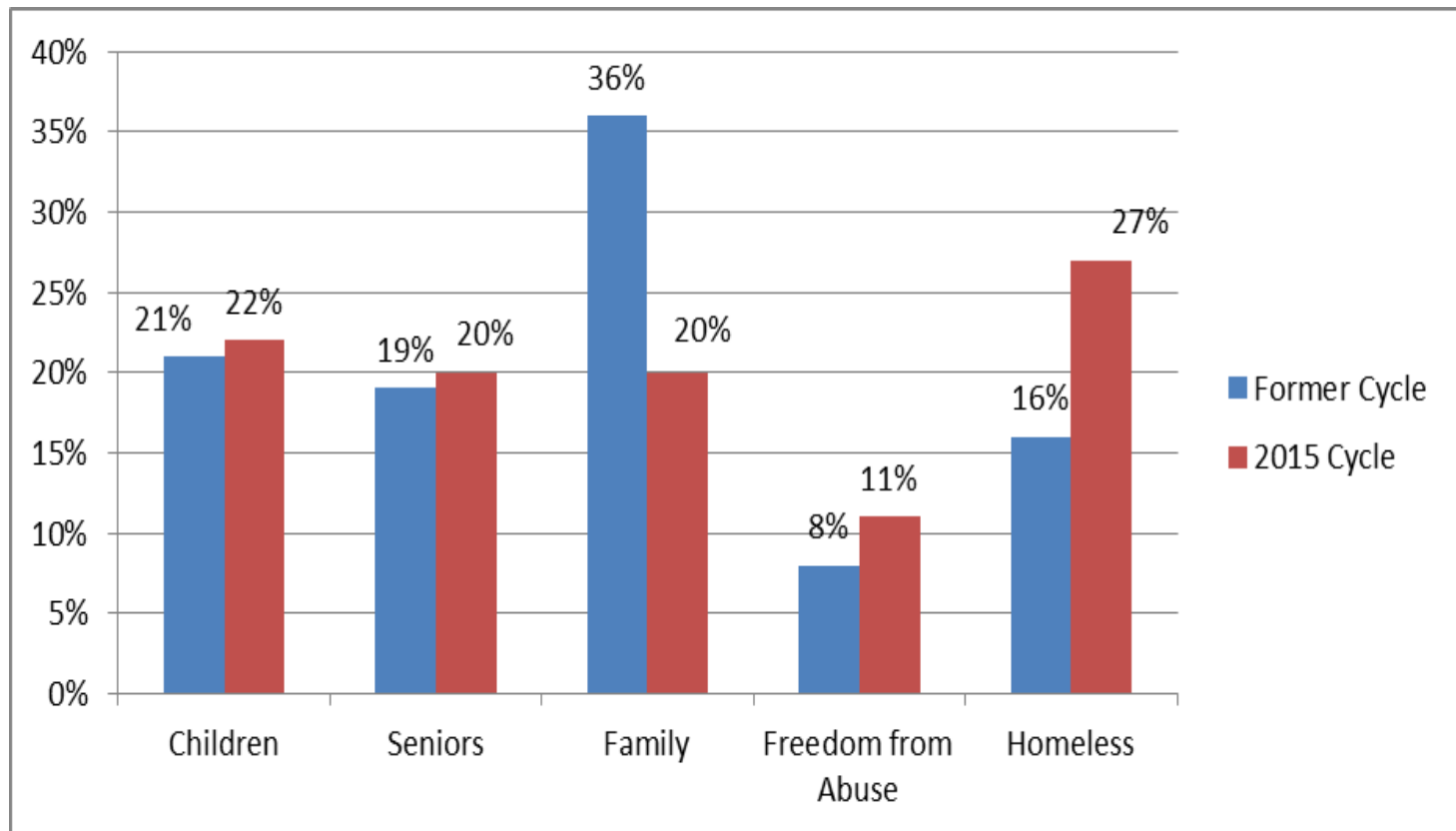
Geographic Distribution Map Basic Services and Best Practices



- Families ★
- Children ■
- Seniors ■
- Freedom from Abuse ◆
- Homeless ▲

user:everyone;map:only;base_vscale

Comparison Service Category - Prior vs. Current Cycle



2015 *Mini Grant* Capacity Building Recommendations

Organization	Request	Recommended	Program
Carrillo Counseling	\$7,000	\$6,150	Safe Parking Manual
DVS	\$4,500	\$5,000	Volunteer Program
IV Youth Projects	\$7,000	\$6,150	Office Equipment
Orcutt Seniors	\$7,000	\$6,150	Program Evaluation
Pacific Pride	\$7,000	\$6,150	Strategic Planning
SB Rape Crisis Center	\$7,000	\$6,150	Software Training
Sarah House	\$5,000	\$5,000	Volunteer Coordination
St. Vincent's	\$7,000	\$6,150	Case Management Software
Visiting Care	\$6,785	\$6,100	Dementia Training
VTC Enterprises	\$6,000	\$6,000	Recycle employment
Total	\$64,285	\$59,000	-

FY 2015-2017 Basic Services Grant Recommendations

Organization	Request	Recommended	Program
Catholic Charities	\$50,000	\$35,000	Community Services
CALM	\$25,000	\$20,000	SART
CAC	\$50,000	\$30,000	Senior Nutrition
CAC	\$30,000	\$30,000	2-1-1
Court Appointed Advocates	\$50,000	\$30,000	Foster Youth Advocates
DVS	\$50,000	\$30,000	Shelter Services
Family Service Agency	\$50,000	\$30,000	Senior Services
Foodbank	\$50,000	\$35,000	Food Security
Friendship Adult Day Care	\$25,000	\$15,000	Adult Day Care
Good Samaritan	\$50,000	\$30,000	Bridgehouse OPERATIONS

Basic Services - Page 2

Organization	Request	Recommended	Program
IV Youth Projects	\$45,000	\$30,000	IV Cares Program
N. Co Rape Crisis	\$40,000	\$25,000	Intervention Prevention
SB Meals Wheels	\$20,000	\$10,000	Food distribution
SB Rape Crisis	\$50,000	\$30,000	Intervention Prevention
SMV Meals Wheels	\$20,000	\$10,000	Food distribution
SYV People Helping People	\$50,000	\$30,000	Basic Needs, emergency solutions
Transition House	\$50,000	\$30,000	Shelter services
Unitarian Society	\$30,000	\$20,000	Freedom warming
Unity Shoppe, Inc.	\$50,000	\$25,000	Basic Services
Valley Haven	\$21,840	\$15,000	Basic Services
WillBridge	\$50,000	\$30,000	Shelter services
Total	\$856,840	\$540,000	-

2015 - 2017 Best Practices Recommendations

Organization	Request	Recommended	Program
Boys Girls Club SMV	\$100,000	\$80,000	Project Learn
Casa Esperanza	\$100,000	\$80,000	Employment Program
CALM	\$100,000	\$80,000	Great Beginnings
Good Samaritan Shelter	\$100,000	\$80,000	Evidence-based services programs
Independent Living	\$56,185	\$50,000	Community Transitions
St. Vincent's	\$100,000	\$80,000	Family Strengthening
Total	\$556,185	\$450,000	-

Recommended Actions:

- Receive and consider recommendations from the County of Santa Barbara Human Services Commission (HSC) regarding the expenditure of \$1,200,000 in Human Services General Funds for Fiscal Years (FY) 2015-2016, 2016-2017, and 2017-2018 to support twenty (20) Basic Services Grants with \$540,000 and five (6) Best Practice grants with \$450,000
- Receive and consider recommendations from the County of Santa Barbara HSC regarding the expenditure of \$59,000 in Human Services General Funds for FY 2015-2016 to fund ten (10) FY 2015-16 “Mini Grant” programs

Basic Services	Best Practices	Annual Mini Grants	Administration	Total
\$540,000	\$450,000	\$59,000	\$151,000 (12%)	\$1.2 million

- Determine that the above activities are not a project under the California Environmental Quality Act (CEQA) pursuant to State CEQA Guidelines Section 15378, as they involve funding mechanisms and other governmental fiscal activities that do not involve a commitment to any specific project that may result in a potentially significant physical impact on the environment, and direct staff to file a Notice of Exemption (NOE)