



Appendix 5

5-A Santa Barbara County IRWM Region OPTI Report,
October 8, 2012

5-B All Projects and Project Scores

5-C Top Tier Projects

5-D Project Life - Infrastructure Life Expectancy

5-E Top Tier Projects Economic Benefit Analysis

Page Intentionally Left Blank



Appendix 5-A: Santa Barbara County IRWM Region OPTI Report, October 8, 2012

Project #	Project Name	Project Sponsor	Contact First Name	Project Description	Funding Information Provided				Matching Fund Sources Identified	Multiple Objectives								
					Total Project Cost	Capital Costs	Annual O & M Costs	How much grant funding are you requesting?	Identify funding sources	Reduce water demand	Improve operational efficiency	Increase water supply	Improve water quality	Improve flood management	Practice resource stewardship	Address climate change	Ensure equitable distribution of benefits	
1	Livestock & Land	Cachuma Resource Conservation District	Anne Coates	This project would help meet Central Coast Regional Water Quality Control Board's Basin Plan's water quality objectives and TMDLs by working with equestrian/livestock facilities to implement Best Management Practices (BMPs) and improve resource stewardship. This project would achieve immediate and cumulative reductions in nutrient, sediment and pathogen pollution to surface and groundwater, adding to current efforts to replace substandard septic systems and reduce agricultural runoff.	\$998,786.00	\$712,400.00		\$749,090.00	Existing funding sources include nominal funding for signage from Ecology Action of Santa Cruz and CRCD Program Development Funds. The CRCD applied for funding from the Woods Clayssens Foundation for this program, and receipt of grant award will be determined in November 2012.	on		on	on	on	on			
2	Sewer Line Replacement	City of Lompoc	Susan Segovia	Replace approximately 8,300 feet of old deteriorating sewer lines in Lompoc. Several miles of old, deteriorating clay sewer lines, some as old as 1916, have been identified in the City as needing replacement. Problem lines risk undesirable inflow and infiltration to the collection system, leaks to groundwater, overflows, and interference with treatment plant operations. This project phase addresses approximately one-quarter of the lines in question, and redirects some lines to improve flow.	\$2,000,000.00			\$500,000.00				on						
3	Waterline from Alisal Road to WWTP	City of Solvang	Matt van der Linden	The Solvang Water Distribution System Evaluation (2008) identified the need for this project. A portion of the waterline serving the WWTP is undersized and unable to provide adequate pressure and fire protection. The waterline also needs to be relocated due to erosion exposing the pipe. An easement will need to be secured and a properly sized waterline installed further away from the Santa Ynez River.	\$240,000.00	\$240,000.00		\$96,000.00	City Water Fund Reserves will provide the matching funds.			on					on	
4	WWTP Access Road Improvement Project	City of Solvang	Matt van der Linden	Repair potholes and ruts in the existing dirt access road from Alisal Road to the Solvang WWTP, and construct concrete and AC pavement at entry gates to ensure all-weather access to the plant.	\$200,000.00	\$200,000.00		\$80,000.00	City Sewer Fund Reserves will provide the matching funds.			on					on	
5	Sewerline Rehabilitation Project	City of Solvang	Matt van der Linden	Deteriorated sewerlines will be repaired or replaced, and locations of high infiltration will be repaired.	\$700,000.00	\$700,000.00		\$140,000.00	City Sewer Fund Reserves will provide the matching funds.			on	on				on	
6	Regional Habitat Conservation Bank for Endangered Species	Regional	Martin Wilder	The creation of a mitigation bank for impacts in endangered species habitat areas. A fee acquisition or conservation easement would be completed and transition of ownership to a recognized bank operator such as the California Rangeland Trust or other acceptable agency. The creation of the bank would include funds to establish an endowment.	\$4,000,000.00	\$100,000.00		\$4,000,000.00	Grant funds								on	
7	Second Street Drainage Improvement Project	City of Solvang	Matt van der Linden	The project will replace undersized storm drain lines and catch basins with larger facilities to increase the capacity of the storm drain system around and through the downtown area of Solvang including portions of State Highway 246 through Solvang.	\$617,500.00			\$247,000.00	City General Fund; and Caltrans partial funding			on			on			
8	Tunnel Road Sewer main Extension	County of Santa Barbara Public Works Department	Martin Wilder	The project consists of extending the existing sewer main up Tunnel Road to serve homes currently on septic systems or existing lots that do not meet standards for septic systems.	\$1,500,000.00	\$1,059,000.00	\$5,000.00	\$1,000,000.00	Grant Funds and construction bond assessments			on		on			on	
9	Plant Facility Flood Protection	Laguna County Sanitation District	Martin Wilder	Evaluation and implementation of flood mitigation facilities at the Laguna County Sanitation District wastewater reclamation facility.	\$1,000,000.00	\$900,000.00	\$5,000.00	\$750,000.00	Grant funding and district capital reserves.			on		on				
10	Palomino Road Sewer Main Extension	County of Santa Barbara Public Works Department	Martin Wilder	Sewer main extension to serve approximately 50 parcels currently on septic systems.	\$4,419,253.00	\$2,736,000.00	\$10,000.00	\$3,000,000.00	Grant funds and bond assessment.			on		on			on	
11	Los Olivos Wastewater Collection and Treatment Facility	County of Santa Barbara Public Health Department	David Brummond	Installation of collection, treatment and disposal facilities to replace substandard septic systems.	\$10,911,000.00	\$6,971,000.00	\$169,200.00		Grant funds and bond assessments	on	on	on	on			on		
12	Waller/Stubbs Lift Station	Laguna County Sanitation District	Martin Wilder	Installation of 1,500 LF of gravity trunk sewer, a lift station and 3,350 LF of force main.	\$1,839,000.00	\$1,500,000.00	\$10,000.00	\$80.00	Grant funds, district capital reserves.			on	on	on		on		

Project #	Project Name	Project Sponsor	Contact First Name	Project Description	Funding Information Provided				Matching Fund Sources Identified	Multiple Objectives							
					Total Project Cost	Capital Costs	Annual O & M Costs	How much grant funding are you requesting?	Identify funding sources	Reduce water demand	Improve operational efficiency	Increase water supply	Improve water quality	Improve flood management	Practice resource stewardship	Address climate change	Ensure equitable distribution of benefits
13	East Side Wastewater Treatment Plant	Laguna County Sanitation District	Martin Wilder	Installation of a package wastewater treatment plant primarily to serve teh Lake Marie Estates housing development.	\$5,000,000.00	\$4,500,000.00	\$500,000.00	\$3,000,000.00	Grant funds and bond assessments.		on	on	on		on		
14	Recycled Water Pipeline Extension/Retrofit at Rancho Maria Golf Course	Laguna County Sanitation District	Martin Wilder	Approximately 2 miles extension of 12" PVC recycled water main and on site irrigation system retrofit at the Rancho Maria Golf Course. On site work includes using existing facilities as well as adding a new pump station and holding pond. Onsite improvements would be intended to improve water use efficiency.	\$2,710,000.00	\$1,855,000.00	\$50,000.00	\$1,000,000.00	Grand funding and district capital reserves.	on	on	on			on		
15	Recycleld Water Pipeline Extension to Waller County Park Area	Laguna County Sanitation District	Martin Wilder	Extension of existing recycled water distribution system to provide water for irrigation to Waller County Park and neighboring areas such as the Santa Maria Public Airport, Santa Maria Country Club, and Hagerman Fields. Facilities needed include pipeline, tanks, and pump stations. Evaluation and efficiency improvements may be included for sites currently irrigating with otehr water supplies such as Waller Park.	\$2,250,000.00	\$2,000,000.00	\$50,000.00	\$1,800,000.00	Grant funding, district capital reserve.	on	on	on			on		on
16	Sludge Drying Beds Improvements	Laguna County Sanitation District	Martin Wilder	Replacement of existing earthen sludge beds with lined beds and supernatant return system.	\$1,179,000.00	\$1,000,000.00	\$10,000.00	\$500,000.00	Grant fundig, district capital reserves.		on						
17	UV Disinfection System Otimization Project	Laguna County Sanitation District	Martin Wilder	Installation of a break tank and pump system to maintain constant feed of ultrafiltration effluent to a existing UV disinfection system. The UV system would be revalidated under NRWI Guidelines with the goal of reducing the power demand.	\$370,000.00	\$350,000.00	\$1,000.00	\$302,500.00	Grant funds and capital reserves.		on					on	
18	Backup Generator System	Laguna County Sanitation District	Martin Wilder	Installation of backup generators.	\$1,400,000.00	\$1,350,000.00	\$1,000.00	\$1,000,000.00	Grant funds and capital reserves.		on					on	
19	Tamarisk and Arundo Removal along the Santa Ynez River	Santa Barbara County Agricultural Commissioner	David Chang	A project is under way to remove Arundo in the fall of 2012 and 2013 but funding is needed for Tamarisk removal to assure eradication success for two years after the initial two years of treatment. The proposed project would have the following schedule 2013 and 2014 Tamarisk removal; 2014 and 2015 Arundo removal, follow-up year to assure eradication that would be done at the same time as the tamarisk removal; 2015 and 2016 Tamarisk removal, follow-up year to assure eradication.	\$550,000.00			\$470,000.00	US Fish and Wildlife Service, Coastal Impact Assistance Program			on			on	on	
20	New River Wells & Water Treatment Plant Project	City of Solvang	Matt van der Linden	The project consists of 3 primary components: wells, waterlines, and a water treatment plant. New wells will be installed along the north bank of the Santa Ynez River to extract river underflow. A treatment plant will be constructed in City owned open space along Alisal Rd. Waterlines will be constructed to convey the raw well water and treated water. The wells will have a combined design capacity of 1,500 gpm. The treatment plant will have a design capacity of 2 MGD.	\$5,500,000.00	\$5,000,000.00		\$1,100,000.00	City Water Fund Reserves will provide the matching funds.		on	on	on		on		on
21	Self-Regenerating Water Softener (SRWS) Rebate/Replacement Program	City of Solvang	Matt van der Linden	The Solvang WWTP effluent water has exceeded the sodium and chloride limit specified in its Waste Discharge Permit and the City's Salt Management Program (2011) identified self-generating water softeners as a significant contributor of salt (TDS, sodium, and chloride) loading to the Solvang WWTP. The ability to eliminate and/or replace antiquated softening systems with new technology will greatly improve the likelihood of meeting effluent limits.	\$500,000.00	\$500,000.00		\$400,000.00	City Water Fund Reserves will provide the matching funds.		on	on	on		on		on
22	Covered Solids Handling Area Structure at WWTP	City of Solvang	Matt van der Linden	Build "Buttler Building" (pole barn) around solids handling area to reduce odor, and to keep sludge dry during inclement weather thus reducing sludge transport costs. This will improve the operational efficiency of the WWTP.	\$100,000.00	\$100,000.00		\$40,000.00	City Sewer Fund Reserves will provide the matching funds.		on						on
23	Reservoir 1 Roof Replacement	City of Solvang	Matt van der Linden	The Solvang Water System Master Plan Update (2011) identified this project to occur within five years. Replace reservoir roof with new roofing system. Reservoir 1 is a 600,000 gallon reservoir includes an adjacent zone 2 booster station, zone 3 booster station and a 4,000 gallon hydro pneumatic tank.	\$550,000.00	\$550,000.00		\$220,000.00	City Water Fund Reserves will provide the matching funds.		on						on
24	Reservoir 2 Recoating Project	City of Solvang	Matt van der Linden	Recoat the Reservoir 2 interior and exterior, and perform interior piping repairs to ensure Reservoir achieves its full useful design life. Reservoir 2 is a 450,000 gallon reservoir.	\$200,000.00	\$200,000.00		\$80,000.00	City Water Fund Reserves will provide the matching funds.		on						

Project #	Project Name	Project Sponsor	Contact First Name	Project Description	Funding Information Provided				Matching Fund Sources Identified	Multiple Objectives							
					Total Project Cost	Capital Costs	Annual O & M Costs	How much grant funding are you requesting?	Identify funding sources	Reduce water demand	Improve operational efficiency	Increase water supply	Improve water quality	Improve flood management	Practice resource stewardship	Address climate change	Ensure equitable distribution of benefits
25	New Reservoir 4 to Replace Cisterns	City of Solvang	Matt van der Linden	The Solvang Water System Master Plan Update (2011) identified this project to occur within five years. Replace old undersized cisterns with new 400,000 gallon reservoir to ensure capability to meet future summertime peak water demands. Install new waterline in Riley Road and relocate booster pumping station adjacent to new reservoir. This will improve fire protection to all customers south of the Santa Ynez River, including the WWTP.	\$925,000.00	\$925,000.00		\$370,000.00	City Water Fund Reserves will provide the matching funds.		on						on
26	Recycled Water Enhancement Project	City of Santa Barbara	Rebecca Bjork	Upgrade of the recycled water treatment plant to increase reliability and decrease the need to blend recycled water with potable water. It is projected that this project will increase the City's ability to reliably produce recycled water by approximately 800 AF/Yr	\$10,000,000.00	\$10,000,000.00	\$100,000.00	\$3,000,000.00	City of Santa Barbara Water Fund	on	on	on	on		on	on	
27	Las Positas Valley Restoration	City of Santa Barbara	Cameron Benson	The purpose of this project is to restore the riparian corridor in the lower Las Positas Valley. Restoration will include non-native weed removal and revegetation with native plants, biotechnical stabilization of eroding banks, removal of concrete from the creek channel, and improvement of trails and interpretive information.	\$2,200,000.00	\$1,800,000.00	\$25,000.00	\$1,450,000.00	Potential funding sources include the City of Santa Barbara, and state and federal grant programs.				on	on	on		
28	Lower Arroyo Burro Restoration Project	City of Santa Barbara	Cameron Benson	The purpose of this project is to restore the riparian corridor along Arroyo Burro in the lower Las Positas Valley. Restoration will include non-native weed removal and revegetation with native plants, biotechnical stabilization of eroding banks and creek bed, removal of concrete and pipe and wire revetment from the creek channel, modify existing grade control structures, and improvement of trails and interpretive information.	\$2,500,000.00	\$2,000,000.00	\$35,000.00	\$1,600,000.00	Potential funding sources include the City of Santa Barbara, and state and federal grant funding.				on	on	on		
29	Mid-Arroyo Burro Restoration Project	City of Santa Barbara	Cameron Benson	The purpose of this project is to restore the riparian corridor along the middle reach of Arroyo Burro. Restoration will include non-native weed removal and revegetation with native plants, biotechnical stabilization of eroding banks and creek bed, removal of concrete and pipe and wire revetment from the creek channel, modifying existing grade control structures, and improvement of trails and interpretive information.	\$2,800,000.00	\$2,000,000.00	\$5,000.00	\$1,800,000.00	Potential funding sources include the City of Santa Barbara and state and federal grants.				on	on	on		
30	Mission Creek Lagoon/Laguna Creek Restoration and Management Project	City of Santa Barbara	Cameron Benson	This is a creek, estuary and dune restoration project. The project will remove non-native plants and replace them with native vegetation. The project will also remove sections of concrete channel in the creek and replace them with biotechnical stabilization. The project design includes elements that will improve flood control, sediment management, and protect nearby infrastructure. The project will also improve water quality, and habitat for the endangered tidewater goby and steelhead trout.	\$9,000,000.00	\$7,500,000.00	\$50,000.00	\$4,000,000.00	Potential funding sources include the City of Santa Barbara, and state and federal grant sources.		on		on	on	on	on	
31	Mission Creek Restoration and Steelhead Passage Project	City of Santa Barbara	Cameron Benson	The purpose of this project is to improve passage for the endangered steelhead trout through a mile long concrete flood control channel. The design will create a low flow channel and resting areas within the bed of the concrete channel. The project will provide the proper water depth to allow fish to migrate upstream during low flows as well as provide reduced velocities and resting areas for upstream migration during higher flow events, while maintaining flood capacity in the channel.	\$6,000,000.00	\$5,000,000.00	\$10,000.00	\$1,000,000.00	Potential funding sources include the City of Santa Barbara, California Department of Fish and Game, Wildlife Conservation Board, Coastal Conservancy, NOAA, and private foundations.						on		
32	Storm Water Treatment Retrofit Project	City of Santa Barbara	Cameron Benson	The purpose of this project is to design, permit, and construct "Low Impact Development" retrofit (storm water and urban run-off treatment) projects on publicly-owned property to reduce storm water pollution and improve creek and ocean water quality.	\$2,500,000.00	\$2,000,000.00	\$5,000.00	\$2,000,000.00	Potential funding sources for this project include the City of Santa Barbara, Storm Water grant programs, and Clean Beaches grant programs.		on	on	on	on	on	on	
33	Sycamore Creek Restoration Project	City of Santa Barbara	Cameron Benson	The purpose of this project is to restore the riparian corridor along Sycamore Creek. Restoration will include non-native weed removal and revegetation with native plants, biotechnical stabilization of eroding banks and creek bed, removal of concrete and other debris from the creek channel, and improvement of trails and interpretive information.	\$1,500,000.00	\$1,250,000.00	\$20,000.00	\$900,000.00	Potential funding sources for this project include the City of Santa Barbara, and state and federal grant programs.				on		on		
34	Andree Clark Bird Refuge Water Quality and Habitat Enhancement Project	City of Santa Barbara	Cameron Benson	The purpose of this project is to develop and implement a water quality and habitat enhancement project at the Andree Clark Bird Refuge that will improve water quality, restore native habitat and improve recreational opportunities for Santa Barbara residents and visitors.	\$7,500,000.00	\$6,000,000.00	\$50,000.00	\$4,500,000.00	Potential project funding could come from the City of Santa Barbara, and state and federal grant programs.				on		on		

Project #	Project Name	Project Sponsor	Contact First Name	Project Description	Funding Information Provided				Matching Fund Sources Identified	Multiple Objectives							
					Total Project Cost	Capital Costs	Annual O & M Costs	How much grant funding are you requesting?	Identify funding sources	Reduce water demand	Improve operational efficiency	Increase water supply	Improve water quality	Improve flood management	Practice resource stewardship	Address climate change	Ensure equitable distribution of benefits
35	Watershed Invasive Plant Removal Program	City of Santa Barbara	Cameron Benson	The project includes removal of invasive plant species at various locations along the creek corridors within the City of Santa Barbara. The project also includes replacement of invasive plants with native plants. Where possible, the project will include non-native invasive species removal on privately owned parcels adjacent to public open spaces. The removal of invasive plants will be followed by the replacement with native trees and shrubs.	\$800,000.00		\$60,000.00	\$500,000.00	Potential funding sources for this project include the City of Santa Barbara, and state and federal grant programs.				on	on	on		
36	Low Income Residential Water Audit and Improvement Program	Santa Barbara County Water Agency	Randy Turner	Provide funding, training, and resources for the Community Action Commission (CAC) to assist qualified low income community members in Santa Barbara County with water efficiency and urban runoff prevention. Expand CAC's existing weatherization program to provide indoor and landscape related water efficiency assessments, simple repairs, water efficiency upgrades, and outreach materials.	\$454,000.00	\$313,000.00		\$313,000.00	Community Action Commission, Santa Barbara County Water Agency, City of Santa Maria, Carpinteria Valley Water District, and Goleta Water District. The Community Action Commission will be providing the majority of the matching funds for this project.	on			on				on
37	Santa Barbara County Water Loss Control Program	Santa Barbara County Water Agency	Randy Turner	This project will provide technical assistance to participating water purveyors in Santa Barbara County to identify and repair distribution system water losses and ensure accurate billing for delivered water. This project will follow American Water Works Association (AWWA) criteria and will provide key technical support to each purveyor's ability to address water losses now and in the future by establishing programs which increase operational efficiency and supply reliability.						on	on						on
38	Commercial and Industrial Water Conservation Program	Santa Barbara County Water Agency	Randy Turner	This project will support water use efficiency surveys, reporting, and incentives for large and complex commercial and industrial facilities in Santa Barbara County. The SBCWA would assist participating water providers by contracting with a qualified consulting firm who will help their customers assess water use, determine site specific improvements, and implement cost effective water conservation projects, while developing long-term institutional knowledge for the water providers.						on		on	on			on	on
39	Extreme Landscape Makeover for Schools and Parks	Santa Barbara County Water Agency	Randy Turner	This grant would provide expertise and funding to reduce irrigation water use and runoff for up to 30 schools, parks, and other high-traffic public facilities in Santa Barbara County. These facilities often do not have the funds to act even on cost effective recommendations to existing facilities. Actions may include an irrigation audit, irrigation efficiency improvements, turf removal, installation of water wise plants, rain gardens, and other LID techniques, as well as hands on workshops.	\$1,204,000.00	\$1,204,000.00		\$1,064,000.00	Funding sources are identified but additional action needs to be taken to secure funding.	on		on	on			on	on
40	Electrical Upgrade at WWTP	City of Buellton	Rose Hess	The project includes the testing of electrical system at wwtp and the repair and upgrade of the power supply, including the addition of back-up generators.	\$500,000.00	\$500,000.00		\$400,000.00	Wastewater Enterprise Fund		on		on				
41	SCADA System Upgrade	City of Buellton	Rose Hess	The Project includes the acquisition of a new SCADA system (equipment and software) for the City's water network and includes installation and implementation.	\$160,000.00	\$160,000.00		\$128,000.00	Water Enterprise Fund		on	on					
42	Water Treatment Plant Facilities Expansion	City of Buellton	Rose Hess	The Project includes test drilling at 3 various city locations to finalize location of new ground water wells and new water treatment plant. Scope of work includes engineering design, construction, and construction management.	\$2,000,000.00	\$2,000,000.00		\$1,600,000.00	Water Enterprise Fund		on	on					
43	SWMP/SSMP Implementation	City of Buellton	Rose Hess	The Project consists of maintenance implementation to comply with the City's SWMP and SSMP. This will include the acquisition of appropriate equipment such as a vac-con truck and camera system for inspection and cleaning of sewer lines and storm drain system, and include manhole sniffer for safety.	\$500,000.00	\$500,000.00		\$400,000.00	Enterprise Funds and General Fund		on		on	on			
44	Water Meter Upgrades	City of Buellton	Rose Hess	The Project includes the acquisition and installation of smart meters to replace the existing 1600 water meters in the system. The new meters would allow for remote reading and instantaneous access to water usage.	\$800,000.00	\$800,000.00		\$640,000.00	Water Enterprise fund.		on						
45	Water Treatment Plant Upgrades and Safety Improvements	City of Buellton	Rose Hess	The Project will include various improvements to existing wtp to replace valves, replace tanks, pipework that has deteriorated, upgrade of the existing chemical process system from Chlorine Gas to Sodium Hypchlorite, interim include appropriate alarms, and replace existing deteriorating buildings.	\$200,000.00	\$200,000.00		\$160,000.00	Water Enterprise Fund		on	on					
46	WTP/WWTP Back-Up Power Generation	City of Buellton	Rose Hess	The Project consists of the replacement and upgrade of existing generators at the City's WTP/WWTP. The generator will run all essential systems of the wastewater treatment plant when normal power is lost. The system will include fuel tank, automatic transfer switches and telemetry.	\$400,000.00	\$400,000.00		\$320,000.00	Enterprise funds.		on						

Project #	Project Name	Project Sponsor	Contact First Name	Project Description	Funding Information Provided				Matching Fund Sources Identified	Multiple Objectives							
					Total Project Cost	Capital Costs	Annual O & M Costs	How much grant funding are you requesting?	Identify funding sources	Reduce water demand	Improve operational efficiency	Increase water supply	Improve water quality	Improve flood management	Practice resource stewardship	Address climate change	Ensure equitable distribution of benefits
47	Booster Pump Station Improvements	City of Buellton	Rose Hess	The Project will replace an old booster pump and replace housing facility for pumps so it is accessible. The project will also install a chlorine analyzer to check concentration levels.	\$180,000.00	\$180,000.00		\$144,000.00	Water Enterprise Fund.		on						
48	Blending Station Project	City of Buellton	Rose Hess	This Project includes the design and construction of a blending station and appurtenant pipeworks to treat groundwater and blend with state water to ensure consistent water deliveries to the community.	\$1,000,000.00	\$1,000,000.00		\$800,000.00			on		on				
49	Wastewater Treatment Plant Security Improvements	City of Buellton	Rose Hess	The Project consists of the installation of a remote monitoring system, cameras and auto shut-off features to prevent sewage overflows.	\$200,000.00	\$200,000.00		\$160,000.00	Wastewater Enterprise Fund		on						
50	SWMP Program Implementation	City of Buellton	Rose Hess	The Project implements the unfunded mandate to design/monitor and control stormwater runoff and will fund the City's SWMP program.	\$100,000.00		\$100,000.00	\$80,000.00	General fund.	on	on		on	on	on		
51	WWTP Building and Site Improvements	City of Buellton	Rose Hess	The Project consists of clearing and grading of the wwtp site and the construction of a new building which would provide office and lab space in addition to vehicle and equipment storage.	\$500,000.00	\$500,000.00		\$400,000.00	Wastewater Enterprise Fund.		on		on	on			
52	McMurray WTP Building Expansion	City of Buellton	Rose Hess	The Project includes the design and construction of a Building at the McMurray Road Water Treatment Plant. The building will house the tools, equipment and supplies for the water treatment and distribution system.	\$100,000.00	\$100,000.00		\$80,000.00	Water Enterprise Fund.		on						
53	Storm Drain Inlet Retrofits	City of Buellton	Rose Hess	The City has 180 drainage inlets and catch basins that are publicly maintained. As part of it's efforts to clean and remove debris and to increase safety, the City will be installing safety bars and grates, which would prevent large objects, debris from entering the storm drain system.	\$360,000.00	\$360,000.00		\$288,000.00	General Fund.				on	on	on		
54	Biological Nutrient Removals (BNR) Improvements	City of Buellton	Rose Hess	The project includes the design and construction of improvements to WWTP processes: aeration tanks, secondary clarifiers, RAS pumping station.	\$1,000,000.00	\$1,000,000.00		\$800,000.00			on		on	on	on		
55	Demonstration Gardens and Landscape Conservation Program	City of Buellton	Rose Hess	The Project will design, install demonstration gardens on sustainable and native vegetation at City Hall. The Project will also create and provide literature to assist residents and businesses to modify their landscaping and also provide a funding source to encourage the community to implement these water conservation features.	\$200,000.00	\$200,000.00		\$160,000.00	General Fund	on			on	on	on		
56	RAS/WAS Pump Replacements	City of Buellton	Rose Hess	The Project includes the replacement of RAS/WAS pumps.	\$200,000.00	\$200,000.00		\$160,000.00	Wastewater Enterprise Fund.		on				on	on	
57	Buellton River Trail	City of Buellton	Rose Hess	The Project will design and install a natural trail system between River View Park and Ave of Flags. It will include Trail Heads and water quality/habitat/natural resource educational display boards/signs and fencing. The City has acquired Trail easements through most of the properties along the south City limits.	\$500,000.00	\$500,000.00		\$400,000.00	General Fund, Bikes and Trails Fund.				on	on	on		
58	Santa Ynez River Tamarisk and Arundo Project	County of Santa Barbara Agricultural Commissioner's Office	David Chang	The Agricultural Commissioner proposes to apply herbicides to control the California Code of Regulations Section 4500 listed noxious weeds, Arundo donax and Tamarix ramosissima, along the riparian corridor of the Santa Ynez River.	\$500,000.00			\$500,000.00			on	on	on	on	on		


Project #	Project Name	Project Sponsor	Contact First Name	Project Description	Funding Information Provided				Matching Fund Sources Identified	Multiple Objectives							
					Total Project Cost	Capital Costs	Annual O & M Costs	How much grant funding are you requesting?	Identify funding sources	Reduce water demand	Improve operational efficiency	Increase water supply	Improve water quality	Improve flood management	Practice resource stewardship	Address climate change	Ensure equitable distribution of benefits
83	Phase 3 Recycled Water System Expansion	City of Santa Barbara	Theresa Lancy	Additional phase to follow two earlier phases that involved construction of treatment and distribution facilities to serve the major landscaped areas in the City. This project construct extensions of the system to allow additional use of recycled water in support of local and State policies in support of recycled water use. Four branches have been conceptually identified for extension: Franklin area, Alameda/Courthouse, Cemetary and La Cumbre Golf Course.	\$4,000,000.00	\$2,500,000.00	\$40,000.00	\$750,000.00	Capital Improvement Program	on	on	on			on	on	on

Project #	Project Name	Project Sponsor	Contact First Name	Project Description	Funding Information Provided				Matching Fund Sources Identified	Multiple Objectives									
					Total Project Cost	Capital Costs	Annual O & M Costs	How much grant funding are you requesting?	Identify funding sources	Reduce water demand	Improve operational efficiency	Increase water supply	Improve water quality	Improve flood management	Practice resource stewardship	Address climate change	Ensure equitable distribution of benefits		
84	AMI Pilot Project	City of Santa Barbara	Theresa Lancy	The AMI Pilot Project will use advanced metering infrastructure (AMI) which will enable two-way communications with City of Santa Barbara water customer's meters resulting in significant water savings as a result of real time tracking of both water usage on the customer end as well as tracking water loss in the distribution system.	\$108,242.00	\$52,950.00		\$50,000.00	City water fund	on	on	on					on		
85	Braemar Area Sewer Extension Project	City of Santa Barbara	Theresa Lancy	Extension of the City's sewer system to serve approximately 100 properties not currently served by municipal sewer. A preliminary feasibility study has been completed. The extension would include up to approximately 10,000 feet of 8-inch gravity sewer mains and up to 3,000 feet of 3-inch force mains. The area to be served is on the coastal plain adjacent to the ocean.	\$4,440,280.00	\$4,365,280.00			Private property owners that would benefit from the sewer extension would be expected to pay costs to connect from the sewer to their property. Total cost above includes the private property connection expenses, based on the worst case estimate of \$75,000.										
86	El Estero Swale Restoration Project	City of Santa Barbara	Theresa Lancy	This project will rehabilitate and enhance degraded wetlands on the south end of the El Estero Treatment Plant. The area is classified as habitat for endangered turtle species.	\$1,000,000.00	\$1,000,000.00		\$250,000.00	City Capital Improvement program								on	on	
87	East Via Real Storm Water Treatment Project	City of Carpinteria	Erin Maker	This project will upgrade existing storm drain structures to accommodate the high rate of concentration along Via Real, currently overwhelmed during rain events, causing extreme erosion and sediment discharge. The existing structures will be upgraded and LID will be incorporated to accommodate overflow, which currently runs across the adjacent agricultural fields, causing erosion and picking up sedimentation and pesticides, which discharge onto Via Real and from there into Carpinteria Creek.	\$600,000.00			\$500,000.00	Development Impact Fees will cover 25% of the total project cost								on	on	
88	Recycled Water Pump Upgrades Project	Goleta Water District	Chris Rich	Electrical improvements to two recycled water pump stations, including: 1) replacement of 4 Variable Frequency Drives (VFD) and outdated support equipment with 3 new Soft Start motor controllers, a new VFD pump controller, a new Programmable Logic Controller (PLC) at the Goleta Sanitary District booster pumping station, and 2) electrical support improvements designed to meet OSHA regulated NFPA 70E standards for arc flash protection at the GSD and Hollister pump station.	\$750,000.00	\$750,000.00	\$15,000.00	\$375,000.00	Goleta Water District Capital Funds Grant Funds	on	on	on					on	on	
89	Recycled Water Pump Arc Flash Improvements	Goleta Water District	Chris Rich	Arc flash improvements to the electrical equipment of the Hollister recycled water booster pump station to comply with the National Fire Protection Association (NFPA) standards, eliminate the risk of high voltage electrical equipment explosions, and ensure the continued operation of the recycled water pumps.	\$200,000.00	\$200,000.00		\$150,000.00	Goleta Water District Capital Funds	on		on							
90	Ellwood Hydroelectric Project	Goleta Water District	Chris Rich	Installation of a hydroelectric turbine generator at Goleta Water District's Ellwood Reservoir. The generator would utilize pressure and flowing water within the District's gravity fed distribution system to spin turbines and generate up to 348,000 kWh of electricity per year.	\$350,000.00	\$350,000.00	-\$17,437.00	\$260,000.00	Goleta Water District Capital Funds Grant Funding									on	
91	Corona Del Mar Water Treatment Plant Filter Media Replacement Project	Goleta Water District	Chris Rich	Replacement of filter sand and granular activated carbon (GAC) filtering material in six filters at the Corona Del Mar Water Treatment Plant. Carbon filter treatment deodorizes and removes turbidity from water.	\$1,500,000.00	\$1,500,000.00	\$10,995.00	\$750,000.00	Goleta Water District Capital Funds Grant funds									on	on
92	Corona Del Mar Water Treatment Plant Sludge Drying Beds Project	Goleta Water District	Chris Rich	Reconstruction of three sludge drying beds at the Corona Del Mar Water Treatment Plant, including: excavation and removal of all material (sand, sludge and gravel); removal of sub-drain systems and liners; construction of new sub-drain pipeline systems; installation of impermeable bed liners; placement of sand and filter material and collection pipes above the liner.	\$3,400,000.00	\$3,400,000.00	\$14,544.00	\$1,000,000.00	Goleta Water District Capital Funds Grant Funds									on	on
93	Goleta Water District - City of Santa Barbara Interconnect Project	Goleta Water District	Chris Rich	Construction of a new high capacity connection (interconnect) between the water distribution systems of the Goleta Water District (GWD) and the City of Santa Barbara (SB). The project involves construction of approximately 700' of 20" diameter PVC waterline, a large meter and a new booster station.	\$1,300,000.00	\$1,000,000.00	\$34,000.00	\$650,000.00	Goleta Water District Capital Funds City of Santa Barbara Water Fund Grant Funds									on	
94	Irrigation System for WWTP Discharge	Cuyama Community Services District	U.S. Wilson	Install irrigation system to dispose of wastewater instead of discharge into creek.	\$600,000.00		\$30,000.00	\$600,000.00	No other funding sources									on	
95	Water Tower Repair Project	Cuyama Community Services District	U.S. Wilson	Rehabilitation and recoating of water tower for water system and additional water storage.	\$100,000.00		\$20,000.00	\$100,000.00	None other than Prop 84									on	


Project #	Project Name	Project Sponsor	Contact First Name	Project Description	Funding Information Provided				Matching Fund Sources Identified	Multiple Objectives							
					Total Project Cost	Capital Costs	Annual O & M Costs	How much grant funding are you requesting?	Identify funding sources	Reduce water demand	Improve operational efficiency	Increase water supply	Improve water quality	Improve flood management	Practice resource stewardship	Address climate change	Ensure equitable distribution of benefits
96	Recycled Water Facilities Upgrade	City of Guadalupe	Dennis Delzeit	The existing WWTP would need to be upgraded to produce effluent meeting the requirements of Title 22 of the California Code of Regulations. Anticipated recycled water process systems to be added to the WWTP include: secondary effluent lift pumps, packaged flocculation system, packaged filtration system, disinfection, onsite recycled water storage in the one of the abandoned AIPS ponds, recycled water distribution pump station, and recycled water distribution piping.	\$3,650,000.00		\$15,000.00	\$3,650,000.00	None other than Prop 84.		on	on					
97	Tajiguas Creek Steelhead Recovery	South Coast Habitat Restoration	Mauricio Gomez	The purpose of this project is to improve upstream migration for the federally endangered steelhead trout by removing four instream impediments located on private agricultural lands in the Tajiguas Creek watershed along the Gaviota Coast. The project will install two clear span bridges at two of the barriers to improve access for agricultural management. In addition, the project will improve instream water quality conditions by planting native vegetation in the project areas of disturbance.	\$913,641.00			\$618,375.00	Landowner				on	on	on	on	
98	City parking LID Project	City of Carpinteria	Erin Maker	The proposed project includes design, permitting and implementation of an LID retrofit to the three downtown public parking lots in Carpinteria to address stormwater runoff.	\$400,000.00			\$300,000.00	Potential funding sources for this project include development impact fees and the Captiol Improvement program budget.		on		on	on	on		
99	Upper Reach Second Barrel from Glen Anne Turnout to Corona Del Mar Water Treatment Plant	Cachuma Operation and Maintenance Board	Megan Emami	This project would complete the second 48" pipeline section that distributes water to the South Coast population of Santa Barbara County. This project will extend from Glen Anne Turnout to Corona Del Mar Turnout at approximately 6,700 feet in length. Two hundred thousand residents rely on the existing sixty year old pipeline for water distribution to the South Coast of Santa Barbara County. This new pipeline would be a redundant water supply to ensure reliability of the current system.	\$7,600,000.00	\$7,600,000.00		\$7,600,000.00			on						on
100	South Coast Habitat Restoration/ South Coast Habitat Restoration	South Coast Habitat Restoration	Mauricio Gomez	The purpose of this project is to improve upstream migration for the federally endangered steelhead trout by removing two instream impediments located on private agricultural lands in the Carpinteria and Maria Ygnacio Creek watersheds. The project will install two clear span bridges to replace the barriers to improve access for agricultural management. In addition, the project will improve instream water quality conditions by planting native vegetation in the project areas of disturbance.	\$1,110,000.00			\$950,000.00	Landowners, California Coastal Conservancy, National Oceanic Atmospheric Administration				on	on	on	on	
101	North Portal Security Upgrade	Cachuma Operation and Maintenance Board	Megan Emami	The North Portal contains several COMB facilities: North Portal Control Station, Lake Intake Tower and Access Bridge, as well as the North Portal of the Tecolote Tunnel. These facilities are the most critical component of the conveyance system and are in need of upgrades. These facilities are the most remote and are the origin of all flows to Cachuma Operation and Maintenance Board's water distribution system. Security and reliability are important for continued operation of these facilities.													
102	Glen Anne Dam and Reservoir for Emergencies, Accountability, and Management, Seismic Project	Cachuma Operation and Maintenance Board	Megan Emami	The project consists of upgrading Glen Anne Reservoir and Dam to meet seismic regulations, replacement of the reservoir pump station to return flows to Goleta West and the South Coast Conduit to serve the 200,000 users that depend on this water source.	\$10,000,000.00	\$10,000,000.00	\$100,000.00	\$5,000,000.00	Cachuma Operation and Maintenance Board is seeking funds from the Bureau of Reclamation.		on	on		on			on
103	Lower Reach Air Vac Valve/Blowoff Valve Replacement Project	Cachuma Operation and Maintenance Board	Megan Emami	COMB's water distribution pipeline requires special valve designs to minimize the potential of cross connections. Many of the air vac valves and blow off valves are over thirty years old, corroded, and in poor condition. The air vac valves need to be replaced as well as brought above ground to meet state requirements. These replacements and upgrades will ensure the quality of water being distributed meets the required standards as well as improve the reliability of the system.	\$490,013.00	\$490,013.00	\$6,580.00	\$245,009.00	Cachuma Operation and Maintenance Board plan to perform replacements in-house. Our staff is well trained and has the working knowledge of valves in our system. COMB staff has successfully replaced five air valves and two blow offs last year.		on		on				
104	Highway 192 at Mission Creek Fish Passage and South Coast Conduit Relocation Project	Cachuma Operation and Maintenance Board	Timothy H. Robinson	The project will modify an existing concrete apron downstream of the the Hwy 192 Bridge over Mission Creek by installing a constructed riffle-ramp-pool sequent to allow for upstream/downstream migration of juvenile and adult endangered southern steelhead. Below the apron is the South Coast Conduit (a 36-inch water delivery main line for the region) that will be lowered below the stream grade. The structural integrity of the bridge, apron and the stream geomorphic continuity will be maintained.	\$1,251,940.00	\$1,251,940.00	\$1,000.00	\$641,811.00	COMB, the project proponent, has submitted a California Department of Fish and Game grant for \$440,612 with a potential COMB match of \$168,517. The remaining \$641,811 is the request amount for this proposal.			on			on		
105	Lower Reach Lining and Creek Stabilization	Cachuma Operation and Maintenance Board	Megan Emami	The Lower Reach consists of pipe sizes of 36 inches, 30 inches, and 27 inches. These pipes were installed in the 1950's and are nearing the end of their service life. Lining of these pipes would be the most cost effective method of repair. The length of the lower reach is 90,000 feet and due to the difficulty of construction in this area, the cost would be estimated at 200 dollars per foot. Total program would be \$18 million.	\$18,000,000.00												
106	Upper Reach Pipeline lining and Creek Stabilization	Cachuma Operation and Maintenance Board	Megan Emami	The Upper Reach from Corona Del Mar Water Treatment Plant to Lauro Reservoir requires lining to continue to be a reliable conveyance system. The critical sections such as, under HWY 154, and sections with abandoned laterals would be the first focus for repairs and then, the entire 60,000 feet of pipe would be completed. Estimate of cost is \$300 per foot of pipeline equaling an \$18 million program	\$18,000,000.00												
107	Sheffield Tunnel Pipeline Replacement	Cachuma Operation and Maintenance Board	Megan Emami	The Sheffield Tunnel causes a hydraulic limitation in the lower reach due to having to limit operating pressure to ensure the integrity of the pipe. The pipe in the tunnel is a 6,000 foot, 30" pipe. By lining or replacing the pipe, the reliability would be improved eliminating the pressure limitation. It has been estimated to cost \$150/foot to repair. This project is required in order to meet peak demands in the lower reach and ensure reliability.	\$900,000.00												

Project #	Project Name	Project Sponsor	Contact First Name	Project Description	Funding Information Provided				Matching Fund Sources Identified	Multiple Objectives							
					Total Project Cost	Capital Costs	Annual O & M Costs	How much grant funding are you requesting?	Identify funding sources	Reduce water demand	Improve operational efficiency	Increase water supply	Improve water quality	Improve flood management	Practice resource stewardship	Address climate change	Ensure equitable distribution of benefits
108	Fish Passage Improvement on Crossing 3, Quiota Creek	Cachuma Operation and Maintenance Board	Timothy H. Robinson	The project will replace a concrete at-grade road crossing with a 60-foot bottomless-arched culvert (bridge). It will restore a natural stream channel and continuous riparian corridor that will allow for juvenile and adult passage for the endangered southern steelhead while improving road access and safety. The project design conforms with California Department of Fish and Game, the National Marine Fisheries Service and Santa Barbara County design criteria and fish passage guidelines.	\$940,000.00	\$940,000.00	\$1,000.00	\$35,500.00	COMB, the project proponent, will submit a California Department of Fish and Game grant for \$535,000 with a potential COMB match of \$50,000. The remaining \$355,000 is the request amount for this proposal.							on	
109	Irrigation System Improvements and BMPs on Orchards in Santa Barbara County	Cachuma Resource Conservation District	Anne Coates	This project would improve irrigation & nutrient management on orchards with steep slopes and/or adjacent to riparian areas, primarily on the South Coast. BMPs would address irrigation and fertilizer practices, runoff management and erosion. Site specific evaluations would allow for recommendations for irrigation system upgrades based on audit and self-assessment information. Priority provided to orchards with greatest potential for reducing water consumption and improving storm water quality.	\$1,000,000.00			\$750,000.00	Existing funding sources include CRCD. Potential future funding sources include private foundation grant funds, Avocado Commission, U.S. Fish & Wildlife Service, California Department of Fish & Game, Southcoast Habitat Restoration, and private landowners.	on	on	on	on	on	on	on	on
110	Construction of Well #10-Augment Water Supply during a Drought	City of Lompoc	Susan Segovia	Well #10 is required to augment the supply of water during drought periods, when individual wells experience deeper static levels, pumping levels, and diminished capacity. Current well field contains several wells in excess of 47 years old with diminishing water yields.	\$184.00			\$1.00				on	on				
111	City of Lompoc Treatment Basin Upgrades	City of Lompoc	Susan Segovic	The Water Treatment Plant Basins need to be upgraded. The treatment processing equipment of the flocculation and clarification basins need to be replaced and upgraded. The basins primary purpose is to enhance, allow the settling and removal of solids from the City of Lompoc's treated water prior to filtration. One basin will be upgraded and replaced over a two year period.	\$922,400.00			\$700,000.00	City budget				on				
112	Corona Del Mar Water Treatment Plant Backwash Basin Improvement Project	Goleta Water District	Chris Rich	Located at the Corona Del Mar Water Treatment Plant, the project involves, (1) installation of redesigned piping, baffles, and other system improvements to improve the operation and efficiency of the existing Filter Backwash Recovery Basin (backwash basin), and (2) construction of a new overflow basin to serve as an all purpose sludge, backwash water, and storm water storage area.	\$1,484,000.00	\$1,484,000.00	\$14,544.00	\$750,000.00	Goleta Water District Capital Funds Grant Funds				on	on	on		on
113	WWTP Effluent Disposal Facility Improvements	City of Guadalupe	Dennis Delzeit	Install approx. 3,000-ft of buried HDPE or PVC effluent conveyance pipeline between the WWTP and the effluent holding ponds. Upgrades to the irrigation pump station including a ventilation-controlled enclosure for the existing VFDs & rehabilitation/replacement of discharge pressure filters. Install a new, buried spray irrigation system	\$2,240,000.00				Prop 84				on	on			
114	WWTP Grit System and Influent Pump Improvements	City of Guadalupe	Dennis Delzeit	The proposed project would prioritize improvements to improve reliability of the existing WWTP and reduce O&M efforts. The proposed improvements would consist of the following components: 1) Demolish the existing grit removal equipment and install new grit removal system including vortex grit propeller, grit pump, and grit classifier. 2) Remove and replace existing influent pumps, leaking valves, and rehabilitate for forcemain piping. Install new VFD on Pump No. 3.	\$685,000.00			\$685,000.00	Proposition 84				on	on			

Page Intentionally Left Blank



Appendix 5-B: All Projects and Project Scores



All Projects and Project Scores

SB IRWMP: Reprioritize Projects (11/14/2012)

Project Prioritization Criteria																	
Project Number	Project Name	Multiple objectives*	Multiple benefits	RMS ***	Funding information provided	Status of design	High percent matching funds from your agency anticipated	Matching funds committed	Matching fund sources identified	Benefits to DACs or Tribal community	Integration between multiple organizations	Adaptation to potential effects of climate change	Combat climate change by minimizing GHG emissions	Benefit Cost Analysis	Total		
		Performance Metric															
		No (0) or Yes (1)	1-5 scale	1-5 scale	1-5 scale	1-4 Scale**	1-5 Scale	0 - 4%=0; 5-15%=1 pt; 16-25=2 pts; 26-50=3 pts; 51-75=4 pts; 76-100=5 pts.	1-5 Scale	No (0) or Yes (1)	1-5 Scale	1-5 Scale	No (0) or Yes (1)	1-5 Scale		1-5 Scale	
109	Irrigation System Improvements and BMPs on Orchards in Santa Barbara County (Co-sponsors: Potential Partners include the South Coast Water District, Avocado Commission, Natural Resources Conservation Service, and UC Cooperation Extension)/ Cachuma Resource Conservation District/ Anne Coates	1	5	5	5	2	5	2	5	1	3	5	1	4	5	49	
82	El Estero Advanced Secondary Treatment and Improvement Project/ City of Santa Barbara (Co-sponsor: City of Santa Barbara) / Theresa Lancy	1	5	5	5	4	5	5	5	1	3	1	1	5	3	48	
26	Recycled Water Enhancement Project/City of Santa Barbara (Co-sponsor: Heal the Ocean)/Rebecca Bjork	1	5	5	5	4	3	4	5	1	3	2	1	2	3	44	
83	Phase 3 Recycled Water System Expansion/ City of Santa Barbara/ Theresa Lancy	1	5	5	3	4	1	5	5	1	3	3	1	3	3	43	
84	AMI Pilot Project/ City of Santa Barbara/ Theresa Lancy	1	4	3	4	3	4	3	5	1	3	1	1	4	5	42	
86	El Estero Swale Restoration Project/ City of Santa Barbara/ Theresa Lancy	1	4	5	5	3	2	4	5	1	3	1	1	3	3	41	
112	Corona Del Mar Water Treatment Plant Backwash Basin Improvement Project/ Goleta Water District/ Chris Rich	1	4	4	5	4	3	3	5	1	3	1	1	3	3	41	
68	Twitchell Reservoir Sedimentation Management/ City of Santa Maria/ Lisa Long	1	4	5	3	3	2	3	5	1	4	4	0	1	5	41	
36	Low Income Residential Water Audit and Improvement Program/Santa Barbara County Water Agency (Co-sponsors: Community Action Commission, Carpinteria Valley Water District, City of Santa Maria, Goleta Water District, and Vandenberg Village Community Services District)/ Randy Turner	0	2	5	3	3	2	3	3	1	4	5	0	4	5	40	
88	Recycled Water Pump Upgrades Project/ Goleta Water District/ Chris Rich	1	3	2	4	4	5	3	5	1	1	1	1	4	5	40	
27	Las Positas Valley Restoration/City of Santa Barbara/ Cameron Benson	1	5	5	3	4	1	4	3	1	5	1	0	3	3	39	
92	Corona Del Mar Water Treatment Plant Sludge Drying Beds Project/ Goleta Water District/ Chris Rich	1	4	3	5	4	3	3	4	1	3	1	1	3	3	39	
93	Goleta Water District-City of Santa Barbara Interconnect Project/ Goleta Water District (Co-sponsor: City of Santa Barbara)/ Chris Rich	1	3	3	4	4	4	3	4	1	3	2	1	3	3	39	
97	Tajinguas Creek Steelhead Recovery/ South Coast Habitat Restoration (Co-sponsor: Landowner, Cachuma Resource Conservation District, Potential partners include: Natural Resource Conservation Service, Department of Fish and Game, US Fish and Wildlife Surface)/ Mauricio Gomez	1	4	3	5	2	3	3	4	1	2	4	1	3	3	39	
50	SWMP Program Implementation/ City of Buellton / Rose Hess	1	5	5	4	3	5	2	5	1	1	1	0	1	5	39	
81	Northview Road Sewer Extension/ City of Santa Barbara (Co-sponsor: Heal the Ocean, County of Santa Barbara EHS)/ Rebecca Bjork	1	4	4	3	2	3	3	3	1	3	3	1	3	5	39	
102	Glenn Anne Dam and Reservoir for Emergencies, Accountability, and Management, Seismic Project/ Cachuma Operation and Maintenance Board/ Megan Emami	0	4	5	3	4	1	1	3	1	4	5	1	3	3	38	
21	Self-Regenerating Water Softener (SRWS) Rebate/Replacement Program / City of Solvang (Co-sponsors: Santa Ynez Community Services District; Santa Ynez River Water Conservation District; Santa Ynez River Water Conservation District - ID#1; City of Buellton; County	1	5	1	4	3	3	5	3	1	1	5	0	1	5	38	

All Projects and Project Scores

Project Number	Project Name	Multiple objectives*	Multiple benefits	RMS ***	Funding information provided	Status of design	High percent matching funds from your agency anticipated	Matching funds committed	Matching fund sources identified	Benefits to DACs or Tribal community	Integration between multiple organizations	Adaptation to potential effects of climate change	Combat climate change by minimizing GHG emissions	Benefit Cost Analysis	Total	
		Performance Metric														
		No (0) or Yes (1)	1-5 scale	1-5 scale	1-5 scale	1-4 Scale**	1-5 Scale	0 - 4%=0; 5-15%=1 pt; 16-25=2 pts; 26-50=3 pts; 51-75=4 pts; 76-100=5 pts.	1-5 Scale	No (0) or Yes (1)	1-5 Scale	1-5 Scale	No (0) or Yes (1)	1-5 Scale		1-5 Scale
20	New River Wells & Water Treatment Plant Project/City of Solvang/Matt Van der Linden	1	5	3	2	3	3	5	5	1	4	1	0	1	3	37
32	Storm Water Treatment Retrofit Project/ City of Santa Barbara/ Cameron Benson	1	5	5	3	4	4	2	5	1	1	1	0	1	3	36
79	Lower Mission Creek Flood Control & Restoration Project – Reach 1A, Phase 2/ Santa Barbara County Flood Control & Water Conservation District (Co-sponsor: City of Santa Barbara, Army Corps of Engineers)/ Jon Frye	1	3	3	3	2	5	3	5	1	1	3	0	3	3	36
103	Lower Reach Air Vac Valve/Blowoff Valve Replacement Project/ Cachuma Operation and Maintenance Board/ Megan Emami	1	1	3	3	4	5	3	3	1	2	4	0	3	3	36
35	Watershed Invasive Plant Removal Program/City of Santa Barbara/ Cameron Benson	1	3	5	2	3	5	3	5	1	1	1	0	1	5	36
14	Recycled Water Pipeline Extension/Retrofit at Rancho Maria Golf Course/ Laguna County Sanitation District/ Martin Wilder	1	4	2	4	4	5	4	3	1	1	2	0	1	3	35
104	Highway 192 at Mission Creek Fish Passage and South Coast Conduit Relocation Project/ Cachuma Operation and Maintenance Board/ Timothy H. Robinson	1	2	2	3	4	4	1	3	1	2	5	1	3	3	35
53	Storm Drain Inlet Retrofits/ City of Buellton / Rose Hess	1	3	5	4	3	2	2	5	1	1	1	1	1	5	35
77	Lower Mission Creek Flood Control & Restoration Project – Reach 1B/ Santa Barbara County Flood Control & Water Conservation District (Co-sponsor: City of Santa Barbara, Army Corps of Engineers)/ Jon Frye	1	3	4	3	2	4	3	5	1	1	3	0	3	1	34
108	Fish Passage Improvement on Crossing 3, Quito Creek/ Cachuma Operation and Maintenance Board/ Timothy H. Robinson	1	1	1	5	4	4	1	3	1	3	5	1	3	1	34
39	Extreme Landscape Makeover for Schools and Parks/ Santa Barbara County Water Agency (Co-sponsor: Cachuma RCD, Cities of Santa Barbara, Lompoc, Carpinteria, and Santa Maria, Carpinteria Valley Water District, Goleta Water District, Vandenberg Village CSD, County of Santa Barbara	0	5	1	3	3	2	1	3	1	3	5	0	4	3	34
91	Corona Del Mar Water Treatment Plant Filter Media Replacement Project/ Goleta Water District/ Chris Rich	1	3	2	2	4	3	3	4	1	3	1	1	3	3	34
55	Demonstration Gardens and Landscape Conservation Program/ City of Buellton / Rose Hess	1	4	5	2	3	2	2	5	1	1	1	1	1	5	34

All Projects and Project Scores

Project Number	Project Name	Multiple objectives*	Multiple benefits	RMS ***	Funding information provided	Status of design	High percent matching funds from your agency anticipated	Matching funds committed	Matching fund sources identified	Benefits to DACs or Tribal community	Integration between multiple organizations	Adaptation to potential effects of climate change	Combat climate change by minimizing GHG emissions	Benefit Cost Analysis	Total	
		Performance Metric														
		No (0) or Yes (1)	1-5 scale	1-5 scale	1-5 scale	1-4 Scale**	1-5 Scale	0 - 4%=0; 5-15%=1 pt; 16-25=2 pts; 26-50=3 pts; 51-75=4 pts; 76-100=5 pts.	1-5 Scale	No (0) or Yes (1)	1-5 Scale	1-5 Scale	No (0) or Yes (1)	1-5 Scale		1-5 Scale
87	East Via Real Stormwater Treatment Plant/ City of Carpinteria/ Erin Maker	1	3	4	5	2	2	2	5	1	1	1	0	2	5	34
89	Recycled Water Pump Arc Flash Improvements/ Goleta Water District/ Chris Rich	1	2	1	3	3	5	2	5	1	1	1	1	3	5	34
98	City Parking LID Project/ City of Carpinteria/ Erin Maker	0	4	5	3	2	2	2	5	1	1	1	0	3	5	34
100	South Coast Steelhead Recovery/ South Coast Habitat Restoration (Co-sponsor: Landowners, California Coastal Conservancy, National Oceanic Atmospheric Administration)/ Mauricio Gomez	1	4	3	4	2	1	1	3	1	2	4	1	3	3	33
69	Water Infiltration Basins/ City of Santa Maria/ Lisa Long	1	5	5	4	3	2	2	1	0	3	2	0	1	3	32
85	Braemar Area Sewer Extension Project/ City of Santa Barbara/ Theresa Lancy	1	2	3	4	2	2	4	2	1	3	1	1	3	3	32
99	Upper Reach Second Barrel from Glen Anne Turnout to Corona Del Mar Water Treatment Plant/ Cachuma Operation and Maintenance Board/ Megan Emami	0	2	2	3	3	5	0	0	0	4	4	0	3	5	31
1	Livestock & Land/ Cachuma Resource Conservation District (Co-sponsor: South Coast Habitat Restoration, UC Cooperative Extension (potential), Natural Resource Conservation Services)/ Anne Coates	1	1	5	5	1	1	2	1	1	3	4	0	3	3	31
8	Tunnel Road Sewer Main Extension/County of Santa Barbara Public Works Department/Martin Wilder	1	3	5	2	4	1	3	3	1	1	1	0	3	3	31
28	Lower Arroyo Burro Restoration Project/City of Santa Barbara/ Cameron Benson	1	5	3	3	4	1	4	3	1	1	1	0	1	3	31
74	Las Vegas – San Pedro Creeks Capacity Improvement Project – Phase 2/ Santa Barbara County Flood Control & Water Conservation District (Co-sponsors: City of Goleta, City of Santa Barbara, Union Pacific Railroad)/ Jon Frye	1	3	2	2	3	3	3	3	1	1	3	0	3	3	31
5	Sewerline Rehabilitation Project/City of Solvang / Matt Van der Linden	1	3	1	2	3	2	5	5	1	1	1	0	1	5	31
17	UV Disinfection System Optimization Project/Laguna County Sanitation District/Martin Wilder	1	2	2	3	4	1	2	3	1	1	1	0	5	5	31

All Projects and Project Scores

Project Number	Project Name	Multiple objectives*	Multiple benefits	RMS ***	Funding information provided	Status of design	High percent matching funds from your agency anticipated	Matching funds committed	Matching fund sources identified	Benefits to DACs or Tribal community	Integration between multiple organizations	Adaptation to potential effects of climate change	Combat climate change by minimizing GHG emissions	Benefit Cost Analysis	Total	
		Performance Metric														
		No (0) or Yes (1)	1-5 scale	1-5 scale	1-5 scale	1-4 Scale**	1-5 Scale	0 - 4%=0; 5-15%=1 pt; 16-25=2 pts; 26-50=3 pts; 51-75=4 pts; 76-100=5 pts.	1-5 Scale	No (0) or Yes (1)	1-5 Scale	1-5 Scale	No (0) or Yes (1)	1-5 Scale		1-5 Scale
43	SWMP/SSMP Implementation/ City of Buellton/ Rose Hess	1	3	3	3	3	2	2	5	1	1	1	0	1	5	31
90	Ellwood Hydroelectric Project/ Goleta Water District/ Chris Rich	1	2	1	2	4	2	2	3	1	1	1	1	5	5	31
31	Mission Creek Restoration and Steelhead Passage Project/ City of Santa Barbara/ Cameron Benson	1	1	5	2	4	5	2	5	1	1	1	0	1	1	30
75	Lower Mission Creek Flood Control & Restoration Project – Reach 2B, Phase 2/ Santa Barbara County Flood Control & Water Conservation District (Co-sponsor: City of Santa Barbara)/ Jon Frye	1	2	2	2	2	4	3	3	1	1	3	0	3	3	30
76	Lower Mission Creek Flood Control & Restoration Project-Reach 2A/ Santa Barbara County Flood Control & Water Conservation District (Co-sponsor: City of Santa Barbara, Army Corps of Engineers)/ Jon Frye	1	2	2	2	2	4	3	3	1	1	3	0	3	3	30
22	Covered Solids Handling Area Structure at WWTP /City of Solvang (Co-sponsor: Santa Ynez Community Services District)/Matt Van der Linden	1	2	2	2	3	1	5	5	1	1	1	0	1	5	30
23	Reservoir 1 Roof Replacement/ City of Solvang/Matt Van der Linden	1	2	1	2	3	2	5	5	1	1	1	0	1	5	30
56	RAS/WAS Pump Replacements/ City of Buellton / Rose Hess	1	3	3	1	3	2	2	5	1	1	1	1	1	5	30
15	Recycled Water Pipeline Extension to Waller County Park Area/ Laguna County Sanitation District/ Martin Wilder	1	4	2	4	4	1	2	1	0	3	3	0	1	3	29
24	Reservoir 2 Recoating Project/ City of Solvang/ Matt Van der Linden	1	1	1	3	3	3	5	5	1	1	1	0	1	3	29
29	Mid-Arroyo Burro Restoration Project/City of Santa Barbara/ Cameron Benson	1	3	5	3	4	1	2	3	1	1	1	0	1	3	29
34	Andree Clark Bird Refuge Water Quality and Habitat Enhancement Project/ City of Santa Barbara/ Cameron Benson	1	2	5	3	3	1	2	5	1	1	1	0	1	3	29
73	Las Vegas – San Pedro Creeks Capacity Improvement Project – Phase 3 / Santa Barbara County Flood Control & Water Conservation District (Co-sponsors: City of Goleta, City of Santa Barbara, Union Pacific Railroad)/ Jon Frye	1	2	1	2	3	3	3	3	1	1	3	0	3	3	29

All Projects and Project Scores

Project Number	Project Name	Multiple objectives*	Multiple benefits	RMS ***	Funding information provided	Status of design	High percent matching funds from your agency anticipated	Matching funds committed	Matching fund sources identified	Benefits to DACs or Tribal community	Integration between multiple organizations	Adaptation to potential effects of climate change	Combat climate change by minimizing GHG emissions	Benefit Cost Analysis	Total	
		Performance Metric														
		No (0) or Yes (1)	1-5 scale	1-5 scale	1-5 scale	1-4 Scale**	1-5 Scale	0 - 4%=0; 5-15%=1 pt; 16-25=2 pts; 26-50=3 pts; 51-75=4 pts; 76-100=5 pts.	1-5 Scale	No (0) or Yes (1)	1-5 Scale	1-5 Scale	No (0) or Yes (1)	1-5 Scale		1-5 Scale
3	Waterline from Alisal Road to WWTP/City of Solvang (Co-sponsor: Santa Ynez Community Services District)/ Matt Van der Linden	1	2	1	2	3	1	5	5	1	1	1	0	1	5	29
40	Electrical Upgrade at WWTP/City of Buellton/ Rose Hess	1	2	4	2	3	1	2	5	1	1	1	0	1	5	29
45	Water Treatment Plant Upgrades and Safety Improvements/ City of Buellton/ Rose Hess	1	3	2	2	3	2	2	5	1	1	1	0	1	5	29
57	Buellton River Trail/ City of Buellton / Rose Hess	1	3	5	1	3	1	2	3	1	1	1	1	1	5	29
11	Los Olivos Wastewater Collection and Treatment Facility/County of Santa Barbara Public Health Department (Co-sponsor: County of Santa Barbara Public Works Department)/David Brummond	1	5	1	3	3	1	3	3	1	1	2	0	1	3	28
13	East Side Wastewater Treatment Plant/ Laguna County Sanitation District (Co-sponsor: County of Santa Barbara Public Health Department)/ Martin Wilder	0	5	1	3	4	1	4	1	0	1	2	0	3	3	28
46	WTP/WWTP Back-up Power Generation/ City of Buellton/ Rose Hess	1	2	3	1	3	2	2	5	1	1	1	0	1	5	28

All Projects and Project Scores

Project Number	Project Name	Multiple objectives*	Multiple benefits	RMS ***	Funding information provided	Status of design	High percent matching funds from your agency anticipated	Matching funds committed	Matching fund sources identified	Benefits to DACs or Tribal community	Integration between multiple organizations	Adaptation to potential effects of climate change	Combat climate change by minimizing GHG emissions	Benefit Cost Analysis	Total	
		Performance Metric														
		No (0) or Yes (1)	1-5 scale	1-5 scale	1-5 scale	1-4 Scale**	1-5 Scale	0 - 4%=0; 5-15%=1 pt; 16-25=2 pts; 26-50=3 pts; 51-75=4 pts; 76-100=5 pts.	1-5 Scale	No (0) or Yes (1)	1-5 Scale	1-5 Scale	No (0) or Yes (1)	1-5 Scale		1-5 Scale
58	Santa Ynez River Tamarisk and Arundo Project/ County of Santa Barbara Agricultural Commissioner's Office/ David Chang	1	5	1	2	2	5	1	3	0	1	1	0	1	5	28
18	Backup Generator System/ Laguna County Sanitation District/ Martin Wilder	1	2	2	1	4	2	3	5	1	1	1	0	1	3	27
25	New Reservoir 4 to Replace Cisterns/City of Solvang/Matt van der Linden	1	2	1	3	3	1	5	5	1	1	1	0	0	3	27
38	Commercial and Industrial Water Conservation Program/ Santa Barbara County Water Agency (Co-sponsors: City of Santa Barbara, City of Santa Maria, City of Lompoc, Carpinteria Valley Water District, Goleta Water District, Vandenberg Village Community Services District, and Santa	0	5	2	3	0	1	0	1	0	3	5	0	4	3	27
52	McMurray WTP Building Expansion/ City of Buellton / Rose Hess	1	1	4	1	3	2	2	5	1	1	1	1	1	3	27
7	Second Street Drainage Improvement Project/City of Solvang (Co-sponsor: Caltrans)/ Matt Van de Linden	1	2	1	2	2	2	4	3	1	1	2	0	1	5	27
41	SCADA System Upgrade/ City Buellton/ Rose Hess	1	2	2	1	3	2	2	5	1	1	1	0	1	5	27
49	Wastewater Treatment Plant Security Improvements/ City of Buellton / Rose Hess	1	2	2	2	3	2	1	5	1	1	1	0	1	5	27
51	WWTP Building and Site Improvements/ City of Buellton / Rose Hess	0	3	4	1	3	1	2	3	1	1	1	1	1	5	27
16	Sludge Drying Beds Improvements/Laguna County Sanitation District/Martin Wilder	1	1	2	2	4	3	3	5	1	1	1	0	1	1	26
33	Sycamore Creek Restoration/City of Santa Barbara/ Cameron Benson	1	2	2	3	4	1	2	4	1	1	1	0	1	3	26
54	Biological Nutrient Removals (BNR) Improvements/ City of Buellton / Rose Hess	1	4	4	1	3	1	2	3	0	1	1	1	1	3	26
96	Recycled Water Facilities Upgrade / City of Guadalupe/ Dennis Delzeit	1	2	1	3	3	2	3	0	0	5	1	1	1	3	26

All Projects and Project Scores


Project Number	Project Name	Multiple objectives*	Multiple benefits	RMS ***	Funding information provided	Status of design	High percent matching funds from your agency anticipated	Matching funds committed	Matching fund sources identified	Benefits to DACs or Tribal community	Integration between multiple organizations	Adaptation to potential effects of climate change	Combat climate change by minimizing GHG emissions	Benefit Cost Analysis	Total	
		Performance Metric														
		No (0) or Yes (1)	1-5 scale	1-5 scale	1-5 scale	1-4 Scale**	1-5 Scale	0 - 4%=0; 5-15%=1 pt; 16-25=2 pts; 26-50=3 pts; 51-75=4 pts; 76-100=5 pts.	1-5 Scale	No (0) or Yes (1)	1-5 Scale	1-5 Scale	No (0) or Yes (1)	1-5 Scale		1-5 Scale
94	Irrigation System for WWTP Discharge/ Cuyama Community Services District/ U.S. Wilson	0	2	1	3	3	1	1	0		5	1	1	3	5	26
30	Mission Creek Lagoon/Laguna Creek Restoration and Management Project/ City of Santa Barbara/ Cameron Benson	1	3	3	3	4	2	2	2	1	1	1	0	1	1	25
37	Santa Barbara County Water Loss Control Program/ Santa Barbara County Water Agency (Co-sponsors: City of Santa Barbara, City of Santa Maria, Carpinteria Valley Water District, and Goleta Water District)/ Randy Turner	0	3	3	4	0	1	0	1	0	3	5	0	4	1	25
12	Waller/Stubbs List Station/Laguna County Sanitation District/Martin Wilder	1	4	1	2	4	1	2	3	1	1	1	0	1	3	25
42	Water Treatment Plant Facilities Expansion/ City of Buellton/ Rose Hess	1	3	2	1	3	1	2	5	1	1	1	0	1	3	25
64	Salt & Nutrient Management Plan Mitigation Measures/ City of Santa Maria/ Lisa Long	0	1	5	2	3	1	2	1	0	3	3	0	1	3	25
113	WWTP Effluent Disposal Facility Improvements/ City of Guadalupe/ Dennis Delzeit	1	2	1	4	1	3	0	2	0	5	1	1	1	3	25
78	Las Vegas- San Pedro Creeks Capacity Improvement Project-Phase 1/ Santa Barbara Flood Control & Water Conservation District (Co-sponsor: City of Santa Barbara, Army Corps of Engineers)/ Jon Frye	1	1	1	2	2	3	3	3	1	1	2	0	3	1	24
44	Water Meter Upgrades/ City of Buellton/ Rose Hess	1	1	2	1	3	2	2	5	1	1	1	0	1	3	24
47	Booster Pump Station Improvements/ City of Buellton/ Rose Hess	1	1	2	1	3	2	2	5	1	1	1	0	1	3	24
66	Santa Maria Valley Groundwater Banking Feasibility Study/City of Santa Maria/ Lisa Long	0	3	4	1	2	1	2	1	0	3	1	0	1	5	24
114	WWTP Grit System and Influent Pump Improvements/ City of Guadalupe/ Dennis Delzeit	1	2	1	2	2	5	0	3	0	1	1	0	1	5	24
9	Plant Facility Flood Protection/Laguna County Sanitation District/Martin Wilder	0	2	2	2	4	2	2	1	0	1	1	0	3	3	23

All Projects and Project Scores


Project Number	Project Name	Multiple objectives*	Multiple benefits	RMS ***	Funding information provided	Status of design	High percent matching funds from your agency anticipated	Matching funds committed	Matching fund sources identified	Benefits to DACs or Tribal community	Integration between multiple organizations	Adaptation to potential effects of climate change	Combat climate change by minimizing GHG emissions	Benefit Cost Analysis	Total	
		Performance Metric														
		No (0) or Yes (1)	1-5 scale	1-5 scale	1-5 scale	1-4 Scale**	1-5 Scale	0 - 4%=0; 5-15%=1 pt; 16-25=2 pts; 26-50=3 pts; 51-75=4 pts; 76-100=5 pts.	1-5 Scale	No (0) or Yes (1)	1-5 Scale	1-5 Scale	No (0) or Yes (1)	1-5 Scale		1-5 Scale
10	Palomino Road Sewer Main Extension/County of Santa Barbara Public Works Department/Martin Wilder	0	3	1	3	4	2	3	1	0	1	1	0	1	3	23
65	Central Irrigation Control System/ City of Santa Maria/ Lisa Long	0	2	1	2	3	1	2	1	0	3	1	0	1	5	22
111	City of Lompoc Treatment Basin Upgrades/ City of Lompoc/ Susan Segovia	1	1	1	3	2	2	2	2	0	4	1	0	1	1	21
62	Water Quality Treatment/ City of Santa Maria/ Lisa Long	0	1	3	1	3	1	0	1	0	5	2	0	1	3	21
67	Stowell Road Drainage Improvements/ City of Santa Maria/ Lisa Long	1	1	1	1	3	1	2	1	0	3	3	0	1	3	21
110	Construction of Well #10-Augment Water Supply/ City of Lompoc/ Susan Segovia	1	2	1	3	2	0	3	0	0	2	1	0	1	5	21
48	Blending Station Project/ City of Buellton/ Rose Hess	0	3	2	2	3	1	2	1	0	1	1	0	1	3	20
95	Water Tower Repair Project/ Cuyama Community Services District/ U.S. Wilson	0	1	1	3	3	0	0	0	0	5	1	0	1	5	20
19	Tamarisk and Arundo Removal along the Santa Ynez River/Santa Barbara County Agricultural Commissioner/David Chang	0	3	1	3	2	1	0	1	0	1	1	0	1	5	19
63	Water Quality Treatment- LID/ City of Santa Maria/ Lisa Long	0	1	2	3	3	1	0	1	0	1	1	0	1	3	17
71	Groundwater Treatment/ City of Santa Maria/ Lisa Long	0	4	1	2	0	1	0	1	0	1	1	0	1	3	15
72	Untreated Water Landscape Irrigation Extension/ City of Santa Maria/ Lisa Long	0	4	1	1	0	1	0	1	1	1	1	0	1	3	15
6	Regional Habitat Conservation Bank for Endangered Species/Regional/Martin Wilder	0	1	1	2	3	2	0	1	0	1	1	0	1	1	14

All Projects and Project Scores

Project Number	Project Name	Multiple objectives*	Multiple benefits	RMS ***	Funding information provided	Status of design	High percent matching funds from your agency anticipated	Matching funds committed	Matching fund sources identified	Benefits to DACs or Tribal community	Integration between multiple organizations	Adaptation to potential effects of climate change	Combat climate change by minimizing GHG emissions	Benefit Cost Analysis	Total	
		Performance Metric														
		No (0) or Yes (1)	1-5 scale	1-5 scale	1-5 scale	1-4 Scale**	1-5 Scale	0 - 4%=0; 5-15%=1 pt; 16-25=2 pts; 26-50=3 pts; 51-75=4 pts; 76-100=5 pts.	1-5 Scale	No (0) or Yes (1)	1-5 Scale	1-5 Scale	No (0) or Yes (1)	1-5 Scale		1-5 Scale
2	Sewer Line Replacement/City of Lompoc/ Susan Segovia	0	1	1	2	2	1	0	1	0	1	1	0	1	1	12
70	Wastewater Treatment Plant Nutrient Removal/ City of Santa Maria/ Lisa Long	0	2	1	1	0	1	0	1	0	1	1	0	1	1	10
105	Lower Reach Lining and Creek Stabilization/ Cachuma Operation and Maintenance Board/ Megan Emami	0	0	1	4	1	0	0	0	0	1	1	0	1	1	10
106	Upper Reach Pipeline Lining and Creek Stabilization/ Cachuma Operation and Maintenance Board/ Megan Emami	0	0	1	4	1	0	0	0	0	1	1	0	1	1	10
101	North Portal Security Upgrade/ Cachuma Operation and Maintenance Board/ Megan Emami	0	0	1	3	0	0	0	0	0	1	1	0	1	3	10
59	Cogeneration Unit/ Goleta Sanitary District/ Kathleen Werner	0	1	1	1	0	1	0	1	0	1	1	0	1	1	9
60	Mattorral Way Creek Arial Crossing Sewer Replacement Project/ Goleta Sanitary District/ Kathleen Werner	0	1	1	1	0	1	0	1	0	1	1	0	1	1	9
61	Modoc Road New Sewer Line Installation Project/ Goleta Sanitary District/ Kathleen Werner	0	1	1	1	0	1	0	1	0	1	1	0	1	1	9
107	Sheffield Turner Pipeline Replacement/ Cachuma Operation and Maintenance Board/ Megan Emami	0	0	1	3	1	0	0	0	0	1	1	0	1	1	9



Appendix 5-C: Top Tier Projects



SB IRWM: Top Tier Projects

SB IRWMP: Reprioritize Projects (11/14/2012)


Project Prioritization Criteria																	
Project Number	Project Name	Multiple objectives*	Multiple benefits	RMS ***	Funding information provided	Status of design	High percent matching funds from your agency anticipated	Matching funds committed	Matching fund sources identified	Benefits to DACs or Tribal community	Integration between multiple organizations	Adaptation to potential effects of climate change	Combat climate change by minimizing GHG emissions	Benefit Cost Analysis	Total		
		Performance Metric															
		No (0) or Yes (1)	1-5 scale	1-5 scale	1-5 scale	1-4 Scale**	1-5 Scale	0 - 4%=0; 5-15%=1 pt; 16-25=2 pts; 26-50=3 pts; 51-75=4 pts; 76-100=5 pts.	1-5 Scale	No (0) or Yes (1)	1-5 Scale	1-5 Scale	No (0) or Yes (1)	1-5 Scale		1-5 Scale	
109	Irrigation System Improvements and BMPs on Orchards in Santa Barbara County (Co-sponsors: Potential Partners include the South Coast Water District, Avocado Commission, Natural Resources Conservation Service, and UC Cooperation Extension)/ Cachuma Resource Conservation District/ Anne Coates	1	5	5	5	2	5	2	5	1	3	5	1	4	5	49	
82	El Estero Advanced Secondary Treatment and Improvement Project/ City of Santa Barbara (Co-sponsor: City of Santa Barbara) / Theresa Lancy	1	5	5	5	4	5	5	1	3	1	1	5	3	48		
26	Recycled Water Enhancement Project/City of Santa Barbara (Co-sponsor: Heal the Ocean)/Rebecca Bjork	1	5	5	5	4	4	5	1	3	2	1	2	3	44		
83	Phase 3 Recycled Water System Expansion/ City of Santa Barbara/ Theresa Lancy	1	5	5	3	4	1	5	5	1	3	3	1	3	43		
84	AMI Pilot Project/ City of Santa Barbara/ Theresa Lancy	1	4	3	4	3	4	3	5	1	3	1	1	4	5	42	
86	El Estero Swale Restoration Project/ City of Santa Barbara/ Theresa Lancy	1	4	5	5	3	2	4	5	1	3	1	1	3	3	41	
112	Corona Del Mar Water Treatment Plant Backwash Basin Improvement Project/ Goleta Water District/ Chris Rich	1	4	4	5	4	3	3	5	1	3	1	1	3	3	41	
68	Twitchell Reservoir Sedimentation Management/ City of Santa Maria/ Lisa Long	1	4	5	3	3	2	3	5	1	4	4	0	1	5	41	
36	Low Income Residential Water Audit and Improvement Program/Santa Barbara County Water Agency (Co-sponsors: Community Action Commission, Carpinteria Valley Water District, City of Santa Maria, Goleta Water District, and Vandenberg Village Community Services District)/ Randy Turner	0	2	5	3	3	2	3	3	1	4	5	0	4	5	40	
88	Recycled Water Pump Upgrades Project/ Goleta Water District/ Chris Rich	1	3	2	4	4	5	3	5	1	1	1	1	4	5	40	
27	Las Positas Valley Restoration/City of Santa Barbara/ Cameron Benson	1	5	5	3	4	1	4	3	1	5	1	0	3	3	39	
92	Corona Del Mar Water Treatment Plant Sludge Drying Beds Project/ Goleta Water District/ Chris Rich	1	4	3	5	4	3	3	4	1	3	1	1	3	3	39	
93	Goleta Water District-City of Santa Barbara Interconnect Project/ Goleta Water District (Co-sponsor: City of Santa Barbara)/ Chris Rich	1	3	3	4	4	4	3	4	1	3	2	1	3	3	39	
97	Tajinguas Creek Steelhead Recovery/ South Coast Habitat Restoration (Co-sponsor: Landowner, Cachuma Resource Conservation District, Potential partners include: Natural Resource Conservation Service, Department of Fish and Game, US Fish and Wildlife Surface)/ Mauricio Gomez	1	4	3	5	2	3	3	4	1	2	4	1	3	3	39	
50	SWMP Program Implementation/ City of Buellton / Rose Hess	1	5	5	4	3	5	2	5	1	1	1	0	1	5	39	
81	Northview Road Sewer Extension/ City of Santa Barbara (Co-sponsor: Heal the Ocean, County of Santa Barbara EHS)/ Rebecca Bjork	1	4	4	3	2	3	3	3	1	3	3	1	3	5	39	
102	Glenn Anne Dam and Reservoir for Emergencies, Accountability, and Management, Seismic Project/ Cachuma Operation and Maintenance Board/ Megan Emami	0	4	5	3	4	1	1	3	1	4	5	1	3	3	38	
21	Self-Regenerating Water Softener (SRWS) Rebate/Replacement Program / City of Solvang (Co-sponsors: Santa Ynez Community Services District; Santa Ynez River Water Conservation District; Santa Ynez River Water Conservation District - ID#1; City of Buellton; County	1	5	1	4	3	3	3	3	1	1	5	0	1	5	38	

SB IRWM: Top Tier Projects


Project Number	Project Name	Multiple objectives*	Multiple benefits	RMS ***	Funding information provided	Status of design	High percent matching funds from your agency anticipated	Matching funds committed	Matching fund sources identified	Benefits to DACs or Tribal community	Integration between multiple organizations	Adaptation to potential effects of climate change	Combat climate change by minimizing GHG emissions	Benefit Cost Analysis	Total	
		Performance Metric														
		No (0) or Yes (1)	1-5 scale	1-5 scale	1-5 scale	1-4 Scale**	1-5 Scale	0 - 4%=0; 5-15%=1 pt; 16-25=2 pts; 26-50=3 pts; 51-75=4 pts; 76-100=5 pts.	1-5 Scale	No (0) or Yes (1)	1-5 Scale	1-5 Scale	No (0) or Yes (1)	1-5 Scale		1-5 Scale
20	New River Wells & Water Treatment Plant Project/City of Solvang/Matt Van der Linden	1	5	3	2	3	3	5	5	1	4	1	0	1	3	37
32	Storm Water Treatment Retrofit Project/ City of Santa Barbara/ Cameron Benson	1	5	5	3	4	4	2	5	1	1	1	0	1	3	36
79	Lower Mission Creek Flood Control & Restoration Project – Reach 1A, Phase 2/ Santa Barbara County Flood Control & Water Conservation District (Co-sponsor: City of Santa Barbara, Army Corps of Engineers)/ Jon Frye	1	3	3	3	2	5	3	5	1	1	3	0	3	3	36
103	Lower Reach Air Vac Valve/Blowoff Valve Replacement Project/ Cachuma Operation and Maintenance Board/ Megan Emami	1	1	3	3	4	5	3	3	1	2	4	0	3	3	36
35	Watershed Invasive Plant Removal Program/City of Santa Barbara/ Cameron Benson	1	3	5	2	3	5	3	5	1	1	1	0	1	5	36
14	Recycled Water Pipeline Extension/Retrofit at Rancho Maria Golf Course/ Laguna County Sanitation District/ Martin Wilder	1	4	2	4	4	5	4	3	1	1	2	0	1	3	35
104	Highway 192 at Mission Creek Fish Passage and South Coast Conduit Relocation Project/ Cachuma Operation and Maintenance Board/ Timothy H. Robinson	1	2	2	3	4	4	1	3	1	2	5	1	3	3	35
53	Storm Drain Inlet Retrofits/ City of Buellton / Rose Hess	1	3	5	4	3	2	2	5	1	1	1	1	1	5	35
77	Lower Mission Creek Flood Control & Restoration Project – Reach 1B/ Santa Barbara County Flood Control & Water Conservation District (Co-sponsor: City of Santa Barbara, Army Corps of Engineers)/ Jon Frye	1	3	4	3	2	4	3	5	1	1	3	0	3	1	34
108	Fish Passage Improvement on Crossing 3, Quito Creek/ Cachuma Operation and Maintenance Board/ Timothy H. Robinson	1	1	1	5	4	4	1	3	1	3	5	1	3	1	34
39	Extreme Landscape Makeover for Schools and Parks/ Santa Barbara County Water Agency (Co-sponsor: Cachuma RCD, Cities of Santa Barbara, Lompoc, Carpinteria, and Santa Maria, Carpinteria Valley Water District, Goleta Water District, Vandenberg Village CSD, County of Santa Barbara	0	5	1	3	3	2	1	3	1	3	5	0	4	3	34
91	Corona Del Mar Water Treatment Plant Filter Media Replacement Project/ Goleta Water District/ Chris Rich	1	3	2	2	4	3	3	4	1	3	1	1	3	3	34
55	Demonstration Gardens and Landscape Conservation Program/ City of Buellton / Rose Hess	1	4	5	2	3	2	2	5	1	1	1	1	1	5	34

SB IRWM: Top Tier Projects

Project Number	Project Name	Multiple objectives*	Multiple benefits	RMS ***	Funding information provided	Status of design	High percent matching funds from your agency anticipated	Matching funds committed	Matching fund sources identified	Benefits to DACs or Tribal community	Integration between multiple organizations	Adaptation to potential effects of climate change	Combat climate change by minimizing GHG emissions	Benefit Cost Analysis	Total	
		Performance Metric														
		No (0) or Yes (1)	1-5 scale	1-5 scale	1-5 scale	1-4 Scale**	1-5 Scale	0 - 4%=0; 5-15%=1 pt; 16-25=2 pts; 26-50=3 pts; 51-75=4 pts; 76-100=5 pts.	1-5 Scale	No (0) or Yes (1)	1-5 Scale	1-5 Scale	No (0) or Yes (1)	1-5 Scale		1-5 Scale
87	East Via Real Stormwater Treatment Plant/ City of Carpinteria/ Erin Maker	1	3	4	5	2	2	2	5	1	1	1	0	2	5	34




Appendix 5-D: Project Life - Infrastructure Life Expectancy




Project Life - Infrastructure Life Expectancy

Item	Life Expectancy	Notes	Source
Water Treatment Plants	20 to 50 years		USEPA, Sustainable Infrastructure for Water and Wastewater,
Pipes	15 to >100 years	depends on material and environment	USEPA, Sustainable Infrastructure for Water and Wastewater, http://www.epa.gov/waterinfrastructure/basicinformation.html#five
Reservoirs and Dams	50 to 80 years		USEPA, Clean Water and Drinking Water Infrastructure Gap Analysis Report, September 2002
Treatment Plants - Concrete Structures	60 to 70 years		USEPA, Clean Water and Drinking Water Infrastructure Gap Analysis Report, September 2002
Treatment Plants - Mechanical and Electrical	15 - 25 years		USEPA, Clean Water and Drinking Water Infrastructure Gap Analysis Report, September 2002
Trunk Mains	65 to 95 years		USEPA, Clean Water and Drinking Water Infrastructure Gap Analysis Report, September 2002
Pumping Stations - Concrete Structures	60 to 70 years		USEPA, Clean Water and Drinking Water Infrastructure Gap Analysis Report, September 2002
Pumping Stations - Mechanical and Electrical	25 years		USEPA, Clean Water and Drinking Water Infrastructure Gap Analysis Report, September 2002
Distribution	60 to 95 years		USEPA, Clean Water and Drinking Water Infrastructure Gap Analysis Report, September 2002
Interceptors	90 to 100 years		USEPA, Clean Water and Drinking Water Infrastructure Gap Analysis Report, September 2002
Force Mains	25 years		USEPA, Clean Water and Drinking Water Infrastructure Gap Analysis Report, September 2002
Collections	80 to 100 years		USEPA, Clean Water and Drinking Water Infrastructure Gap Analysis Report, September 2002
Groundwater wells	30 to 50 years		Experience; Roscoe Moss Case Study Increased Well Efficiency, Extended Lifetime and Reduced Maintenance through Selection of Stainless Steel Casing and Well Screen
Pumps in new wells	10 years		Roscoe Moss Case Study Increased Well Efficiency, Extended Lifetime and Reduced Maintenance through Selection of Stainless Steel Casing and Well Screen
Plan	5 year		
50 is top end			
arundo	2 or 3		
horse program	10?		



Appendix 5-E: Top Tier Projects Economic Benefit Analysis



Economic Benefit Analysis Approach

Project No.	Project Name	Capital Cost	Annual O&M Cost	Replacement Costs			Project Life (years)	Project Basis / Year	Possible Funding Sources	Present Value Costs	Cost Score ¹		No. Objs Achieved	Benefits (Goals) ²		B:C ³	Economic Benefit ⁴	
				Item to be replaced	How Often	Cost					High	Low		High	Low		Medium	High
1	Livestock & Land/ Cachuma Resource Conservation District (Co-sponsor: South Coast Habitat Restoration, UC Cooperative Extension (potential), Natural Resource Conservation Services)/ Anne Coates	\$998,786.00	\$99,879				15			\$1,968,832	High	1	1	Low	1	1.0	Medium	3
2	Sewer Line Replacement/City of Lompoc/ Susan Segovia	\$2,000,000.00	\$200,000				60			\$5,232,286	Medium	2	1	Low	1	0.5	Low	1
3	Waterline from Alisal Road to WWTP/City of Solvang (Co-sponsor: Santa Ynez Community Services District)/ Matt Van der Linden	\$240,000.00	\$24,000				30			\$570,356	High	1	2	Medium	2	2.0	High	5
4	WWTP Access Road Improvements Project/ City of Solvang (Co-sponsor: Santa Ynez Community Services District)/ Matt Van der Linden	\$200,000.00	\$20,000				0			\$200,000	High	1	2	Medium	2	2.0	High	5
5	Sewerline Rehabilitation Project/City of Solvang / Matt Van der Linden	\$700,000.00	\$70,000				60			\$1,831,300	High	1	3	Medium	2	2.0	High	5
6	Regional Habitat Conservation Bank for Endangered Species/Regional/Martin Wilder	\$4,000,000.00	\$400,000				20			\$8,587,968	Medium	2	1	Low	1	0.5	Low	1
7	Second Street Drainage Improvement Project/City of Solvang (Co-sponsor: Caltrans)/ Matt Van de Linden	\$617,500.00	\$61,750				60			\$1,615,468	High	1	2	Medium	2	2.0	High	5
8	Tunnel Road Sewer Main Extension/County of Santa Barbara Public Works Department/Martin Wilder	\$1,500,000.00	\$150,000				70			\$3,957,682	Medium	2	3	Medium	2	1.0	Medium	3
9	Plant Facility Flood Protection/Laguna County Sanitation District/Martin Wilder	\$1,000,000.00	\$100,000				70			\$2,638,454	Medium	2	2	Medium	2	1.0	Medium	3
10	Palomino Road Sewer Main Extension/County of Santa Barbara Public Works Department/Martin Wilder	\$4,419,253.00	\$441,925				70			\$11,659,997	Medium	2	3	Medium	2	1.0	Medium	3
11	Los Olivos Wastewater Collection and Treatment Facility/County of Santa Barbara Public Health Department (Co-sponsor: County of Santa Barbara Public Works Department)/David Brummond	\$10,911,000.00	\$1,091,100				60			\$28,544,734	Low	3	5	High	3	1.0	Medium	3
12	Waller/Stubbs List Station/Laguna County Sanitation District/Martin Wilder	\$1,839,000.00	\$183,900				65			\$4,834,570	Medium	2	4	High	3	1.5	Medium	3
13	East Side Wastewater Treatment Plant/ Laguna County Sanitation District (Co-sponsor: County of Santa Barbara Public Health Department)/ Martin Wilder	\$5,000,000.00	\$500,000				25			\$11,391,678	Medium	2	5	High	3	1.5	Medium	3
14	Recycled Water Pipeline Extension/Retrofit at Rancho Maria Golf Course/ Laguna County Sanitation District/ Martin Wilder	\$2,710,000.00	\$271,000				30			\$6,440,269	Medium	2	4	High	3	1.5	Medium	3
15	Recycled Water Pipeline Extension to Waller County Park Area/ Laguna County Sanitation District/ Martin Wilder	\$2,250,000.00	\$225,000				30			\$5,347,087	Medium	2	4	High	3	1.5	Medium	3
16	Sludge Drying Beds Improvements/Laguna County Sanitation District/Martin Wilder	\$1,179,000.00	\$117,900				30			\$2,801,874	Medium	2	1	Low	1	0.5	Low	1
17	UV Disinfection System Optimization Project/Laguna County Sanitation District/Martin Wilder	\$370,000.00	\$37,000				30			\$879,299	High	1	2	Medium	2	2.0	High	5
18	Backup Generator System/ Laguna County Sanitation District/ Martin Wilder	\$1,400,000.00	\$140,000				40			\$3,506,482	Medium	2	2	Medium	2	1.0	Medium	3
19	Tamarisk and Arundo Removal along the Santa Ynez River/Santa Barbara County Agricultural Commissioner/David Chang	\$550,000.00	\$55,000				2			\$650,837	High	1	3	Medium	2	2.0	High	5
20	New River Wells & Water Treatment Plant Project/City of Solvang/Matt Van der Linden	\$5,500,000.00	\$550,000				35			\$13,474,035	Medium	2	5	High	3	1.5	Medium	3
21	Self-Regenerating Water Softener (SRWS) Rebate/Replacement Program / City of Solvang (Co-sponsors: Santa Ynez Community Services District; Santa Ynez River Water Conservation District; Santa Ynez River Water Conservation District - ID#1; City of Buellton; County of Santa Barbara) / Matt van der Linden	\$500,000.00	\$50,000				10			\$868,004	High	1	5	High	3	3.0	High	5
22	Covered Solids Handling Area Structure at WWTP /City of Solvang (Co-sponsor: Santa Ynez Community Services District)/Matt Van der Linden	\$100,000.00	\$10,000				40			\$250,463	High	1	2	Medium	2	2.0	High	5

Economic Benefit Analysis Approach

Project No.	Project Name	Capital Cost	Annual O&M Cost	Replacement Costs			Project Life (years)	Project Basis / Year	Possible Funding Sources	Present Value Costs	Cost Score ¹		No. Objs Achieved	Benefits (Goals) ²		B:C ³	Economic Benefit ⁴	
				Item to be replaced	How Often	Cost												
23	Reservoir 1 Roof Replacement/ City of Solvang/Matt Van der Linden	\$550,000.00	\$55,000				40			\$1,377,546	High	1	2	Medium	2	2.0	High	5
24	Reservoir 2 Recoating Project/ City of Solvang/ Matt Van der Linden	\$200,000.00	\$20,000				10			\$347,202	High	1	1	Low	1	1.0	Medium	3
25	New Reservoir 4 to Replace Cisterns/City of Solvang/Matt van der Linden	\$925,000.00	\$92,500				50			\$2,382,972	Medium	2	2	Medium	2	1.0	Medium	3
26	Recycled Water Enhancement Project/City of Santa Barbara (Co-sponsor: Heal the Ocean)/Rebecca Bjork	\$10,000,000.00	\$1,000,000				50			\$25,761,861	Low	3	5	High	3	1.0	Medium	3
27	Las Positas Valley Restoration/City of Santa Barbara/ Cameron Benson	\$2,200,000.00	\$220,000				30			\$5,228,263	Medium	2	5	High	3	1.5	Medium	3
28	Lower Arroyo Burro Restoration Project/City of Santa Barbara/ Cameron Benson	\$2,500,000.00	\$250,000				30			\$5,941,208	Medium	2	5	High	3	1.5	Medium	3
29	Mid-Arroyo Burro Restoration Project/City of Santa Barbara/ Cameron Benson	\$2,800,000.00	\$280,000				30			\$6,654,153	Medium	2	3	Medium	2	1.0	Medium	3
30	Mission Creek Lagoon/Laguna Creek Restoration and Management Project/ City of Santa Barbara/ Cameron Benson	\$9,000,000.00	\$900,000				30			\$21,388,348	Low	3	3	Medium	2	0.7	Low	1
31	Mission Creek Restoration and Steelhead Passage Project/ City of Santa Barbara/ Cameron Benson	\$6,000,000.00	\$600,000				30			\$14,258,899	Medium	2	1	Low	1	0.5	Low	1
32	Storm Water Treatment Retrofit Project/ City of Santa Barbara/ Cameron Benson	\$2,500,000.00	\$250,000				30			\$5,941,208	Medium	2	5	High	3	1.5	Medium	3
33	Sycamore Creek Restoration/City of Santa Barbara/ Cameron Benson	\$1,500,000.00	\$150,000				30			\$3,564,725	Medium	2	2	Medium	2	1.0	Medium	3
34	Andree Clark Bird Refuge Water Quality and Habitat Enhancement Project/ City of Santa Barbara/ Cameron Benson	\$7,500,000.00	\$750,000				20			\$16,102,441	Medium	2	2	Medium	2	1.0	Medium	3
35	Watershed Invasive Plant Removal Program/City of Santa Barbara/ Cameron Benson	\$800,000.00	\$80,000				3			\$1,013,841	High	1	3	Medium	2	2.0	High	5
36	Low Income Residential Water Audit and Improvement Program/Santa Barbara County Water Agency (Co-sponsors: Community Action Commission, Carpinteria Valley Water District, City of Santa Maria, Goleta Water District, and Vandenberg Village Community Services District)/ Randy Turner	\$454,000.00	\$45,400				10			\$788,148	High	1	2	Medium	2	2.0	High	5
37	Santa Barbara County Water Loss Control Program/ Santa Barbara County Water Agency (Co-sponsors: City of Santa Barbara, City of Santa Maria, Carpinteria Valley Water District, and Goleta Water District)/ Randy Turner		\$0				10				Low	3	3	Medium	2	0.7	Low	1
38	Commercial and Industrial Water Conservation Program/ Santa Barbara County Water Agency (Co-sponsors: City of Santa Barbara, City of Santa Maria, City of Lompoc, Carpinteria Valley Water District, Goleta Water District, Vandenberg Village Community Services District, and Santa Barbara Green Business Program) / Randy Turner		\$0				10				Low	3	5	High	3	1.0	Medium	3
39	Extreme Landscape Makeover for Schools and Parks/ Santa Barbara County Water Agency (Co-sponsor: Cachuma RCD, Cities of Santa Barbara, Lompoc, Carpinteria, and Santa Maria, Carpinteria Valley Water District, Goleta Water District, Vandenberg Village CSD, County of Santa Barbara Project Clean Water, and Surfrider Foundation's Ocean Friendly Gardens)/ Randy Turner	\$1,204,000.00	\$120,400				10			\$2,090,154	Medium	2	5	High	3	1.5	Medium	3
40	Electrical Upgrade at WWTP/City of Buellton/ Rose Hess	\$500,000.00	\$50,000				30			\$1,188,242	High	1	2	Medium	2	2.0	High	5
41	SCADA System Upgrade/ City Buellton/ Rose Hess	\$160,000.00	\$16,000				20			\$343,519	High	1	2	Medium	2	2.0	High	5
42	Water Treatment Plant Facilities Expansion/ City of Buellton/ Rose Hess	\$2,000,000.00	\$200,000				40			\$5,009,259	Medium	2	3	Medium	2	1.0	Medium	3
43	SWMP/SSMP Implementation/ City of Buellton/ Rose Hess	\$500,000.00	\$50,000				20			\$1,073,496	High	1	3	Medium	2	2.0	High	5
44	Water Meter Upgrades/ City of Buellton/ Rose Hess	\$800,000.00	\$80,000				30			\$1,901,186	High	1	1	Low	1	1.0	Medium	3
45	Water Treatment Plant Upgrades and Safety Improvements/ City of Buellton/ Rose Hess	\$200,000.00	\$20,000				25			\$455,667	High	1	3	Medium	2	2.0	High	5

Economic Benefit Analysis Approach

Project No.	Project Name	Capital Cost	Annual O&M Cost	Replacement Costs			Project Life (years)	Project Basis / Year	Possible Funding Sources	Present Value Costs	Cost Score ¹		No. Objs Achieved	Benefits (Goals) ²		B:C ³	Economic Benefit ⁴	
				Item to be replaced	How Often	Cost												
46	WTP/WWTP Back-up Power Generation/ City of Buellton/ Rose Hess	\$400,000.00	\$40,000				30			\$950,593	High	1	2	Medium	2	2.0	High	5
47	Booster Pump Station Improvements/ City of Buellton/ Rose Hess	\$180,000.00	\$18,000				60			\$470,906	High	1	1	Low	1	1.0	Medium	3
48	Blending Station Project/ City of Buellton/ Rose Hess	\$1,000,000.00	\$100,000				50			\$2,576,186	Medium	2	3	Medium	2	1.0	Medium	3
49	Wastewater Treatment Plant Security Improvements/ City of Buellton / Rose Hess	\$200,000.00	\$20,000				15			\$394,245	High	1	2	Medium	2	2.0	High	5
50	SWMP Program Implementation/ City of Buellton / Rose Hess	\$100,000.00	\$10,000				40			\$250,463	High	1	5	High	3	3.0	High	5
51	WWTP Building and Site Improvements/ City of Buellton / Rose Hess	\$500,000.00	\$50,000				60			\$1,308,071	High	1	3	Medium	2	2.0	High	5
52	McMurray WTP Building Expansion/ City of Buellton / Rose Hess	\$100,000.00	\$10,000				50			\$257,619	High	1	1	Low	1	1.0	Medium	3
53	Storm Drain Inlet Retrofits/ City of Buellton / Rose Hess	\$360,000.00	\$36,000				20			\$772,917	High	1	3	Medium	2	2.0	High	5
54	Biological Nutrient Removals (BNR) Improvements/ City of Buellton / Rose Hess	\$1,000,000.00	\$100,000				50			\$2,576,186	Medium	2	4	High	3	1.5	Medium	3
55	Demonstration Gardens and Landscape Conservation Program/ City of Buellton / Rose Hess	\$200,000.00	\$20,000				10			\$347,202	High	1	4	High	3	3.0	High	5
56	RAS/WAS Pump Replacements/ City of Buellton / Rose Hess	\$200,000.00	\$20,000				25			\$455,667	High	1	3	Medium	2	2.0	High	5
57	Buellton River Trail/ City of Buellton / Rose Hess	\$500,000.00	\$50,000				20			\$1,073,496	High	1	3	Medium	2	2.0	High	5
58	Santa Ynez River Tamarisk and Arundo Project/ County of Santa Barbara Agricultural Commissioner's Office/ David Chang	\$500,000.00	\$50,000				3			\$633,651	High	1	5	High	3	3.0	High	5
59	Cogeneration Unit/ Goleta Sanitary District/ Kathleen Werner		\$0				40				Low	3	1	Low	1	0.3	Low	1
60	Mattorral Way Creek Arial Crossing Sewer Replacement Project/ Goleta Sanitary District/ Kathleen Werner		\$0				60				Low	3	1	Low	1	0.3	Low	1
61	Modoc Road New Sewer Line Installation Project/ Goleta Sanitary District/ Kathleen Werner		\$0				50				Low	3	1	Low	1	0.3	Low	1
62	Water Quality Treatment/ City of Santa Maria/ Lisa Long	\$200,000.00	\$20,000				25			\$455,667	High	1	1	Low	1	1.0	Medium	3
63	Water Quality Treatment- LID/ City of Santa Maria/ Lisa Long	\$200,000.00	\$20,000				20			\$429,398	High	1	1	Low	1	1.0	Medium	3
64	Salt & Nutrient Management Plan Mitigation Measures/ City of Santa Maria/ Lisa Long	\$600,000.00	\$60,000				25			\$1,367,001	High	1	1	Low	1	1.0	Medium	3
65	Central Irrigation Control System/ City of Santa Maria/ Lisa Long	\$300,000.00	\$30,000				10			\$520,803	High	1	2	Medium	2	2.0	High	5
66	Santa Maria Valley Groundwater Banking Feasibility Study/City of Santa Maria/ Lisa Long	\$200,000.00	\$20,000				5			\$284,247	High	1	3	Medium	2	2.0	High	5
67	Stowell Road Drainage Improvements/ City of Santa Maria/ Lisa Long	\$180,000.00	\$18,000				60			\$470,906	High	1	1	Low	1	1.0	Medium	3
68	Twitchell Reservoir Sedimentation Management/ City of Santa Maria/ Lisa Long	\$800,000.00	\$80,000				30			\$1,901,186	High	1	4	High	3	3.0	High	5
69	Water Infiltration Basins/ City of Santa Maria/ Lisa Long	\$1,200,000.00	\$120,000				30			\$2,851,780	Medium	2	5	High	3	1.5	Medium	3
70	Wastewater Treatment Plant Nutrient Removal/ City of Santa Maria/ Lisa Long		\$0				35				Low	3	2	Medium	2	0.7	Low	1
71	Groundwater Treatment/ City of Santa Maria/ Lisa Long		\$0				35				Low	3	4	High	3	1.0	Medium	3
72	Untreated Water Landscape Irrigation Extension/ City of Santa Maria/ Lisa Long		\$0				40				Low	3	4	High	3	1.0	Medium	3
73	Las Vegas – San Pedro Creeks Capacity Improvement Project – Phase 3 / Santa Barbara County Flood Control & Water Conservation District (Co-sponsors: City of Goleta, City of Santa Barbara, Union Pacific Railroad)/ Jon Frye	\$4,067,000.00	\$406,700				70			\$10,730,594	Medium	2	2	Medium	2	1.0	Medium	3
74	Las Vegas – San Pedro Creeks Capacity Improvement Project – Phase 2/ Santa Barbara County Flood Control & Water Conservation District (Co-sponsors: City of Goleta, City of Santa Barbara, Union Pacific Railroad)/ Jon Frye	\$3,958,000.00	\$395,800				70			\$10,443,002	Medium	2	3	Medium	2	1.0	Medium	3
75	Lower Mission Creek Flood Control & Restoration Project – Reach 2B, Phase 2/ Santa Barbara County Flood Control & Water Conservation District (Co-sponsor: City of Santa Barbara)/ Jon Frye	\$4,322,000.00	\$432,200				70			\$11,403,400	Medium	2	2	Medium	2	1.0	Medium	3

Economic Benefit Analysis Approach

Project No.	Project Name	Capital Cost	Annual O&M Cost	Replacement Costs			Project Life (years)	Project Basis / Year	Possible Funding Sources	Present Value Costs	Cost Score ¹		No. Objs Achieved	Benefits (Goals) ²		B:C ³	Economic Benefit ⁴	
				Item to be replaced	How Often	Cost												
76	Lower Mission Creek Flood Control & Restoration Project- Reach 2A/ Santa Barbara County Flood Control & Water Conservation District (Co-sponsor: City of Santa Barbara, Army Corps of Engineers)/ Jon Frye	\$5,290,000.00	\$529,000				70			\$13,957,424	Medium	2	2	Medium	2	1.0	Medium	3
77	Lower Mission Creek Flood Control & Restoration Project – Reach 1B/ Santa Barbara County Flood Control & Water Conservation District (Co-sponsor: City of Santa Barbara, Army Corps of Engineers)/ Jon Frye	\$7,768,000.00	\$776,800				50			\$20,011,813	Low	3	3	Medium	2	0.7	Low	1
78	Las Vegas- San Pedro Creeks Capacity Improvement Project- Phase 1/ Santa Barbara Flood Control & Water Conservation District (Co-sponsor: City of Santa Barbara, Army Corps of Engineers)/ Jon Frye	\$1,485,000.00	\$148,500				70			\$3,918,105	Medium	2	1	Low	1	0.5	Low	1
79	Lower Mission Creek Flood Control & Restoration Project – Reach 1A, Phase 2/ Santa Barbara County Flood Control & Water Conservation District (Co-sponsor: City of Santa Barbara, Army Corps of Engineers)/ Jon Frye	\$4,895,000.00	\$489,500				70			\$12,915,234	Medium	2	3	Medium	2	1.0	Medium	3
80	Recycled Water Enhancement Project/ City of Santa Barbara (Co-sponsor: Heal the Ocean)/ Rebecca Bjork		\$0				0				Low	3		Low	1	0.3	Low	1
81	Northview Road Sewer Extension/ City of Santa Barbara (Co-sponsor: Heal the Ocean, County of Santa Barbara EHS)/ Rebecca Bjork	\$750,000.00	\$75,000				60			\$1,962,107	High	1	4	High	3	3.0	High	5
82	El Estero Advanced Secondary Treatment and Improvement Project/ City of Santa Barbara (Co-sponsor: City of Santa Barbara) / Theresa Lancy	\$20,000,000.00	\$2,000,000				30			\$47,529,662	Low	3	5	High	3	1.0	Medium	3
83	Phase 3 Recycled Water System Expansion/ City of Santa Barbara/ Theresa Lancy	\$4,000,000.00	\$400,000				30			\$9,505,932	Medium	2	5	High	3	1.5	Medium	3
84	AMI Pilot Project/ City of Santa Barbara/ Theresa Lancy	\$108,242.00	\$10,824				30			\$257,235	High	1	4	High	3	3.0	High	5
85	Braemar Area Sewer Extension Project/ City of Santa Barbara/ Theresa Lancy	\$4,440,280.00	\$444,028				60			\$11,616,406	Medium	2	2	Medium	2	1.0	Medium	3
86	El Estero Swale Restoration Project/ City of Santa Barbara/ Theresa Lancy	\$1,000,000.00	\$100,000				10			\$1,736,009	High	1	4	High	3	3.0	High	5
87	East Via Real Stormwater Treatment Plant/ City of Carpinteria/ Erin Maker	\$534,000.00	\$53,400				60			\$1,397,020	High	1	5	High	3	3.0	High	5
88	Recycled Water Pump Upgrades Project/ Goleta Water District/ Chris Rich	\$750,000.00	\$75,000				30			\$1,782,362	High	1	6	High	3	3.0	High	5
89	Recycled Water Pump Arc Flash Improvements/ Goleta Water District/ Chris Rich	\$200,000.00	\$20,000				30			\$475,297	High	1	7	High	3	3.0	High	5
90	Ellwood Hydroelectric Project/ Goleta Water District/ Chris Rich	\$350,000.00	\$35,000				20			\$751,447	High	1	8	High	3	3.0	High	5
91	Corona Del Mar Water Treatment Plant Filter Media Replacement Project/ Goleta Water District/ Chris Rich	\$1,500,000.00	\$150,000				10			\$2,604,013	Medium	2	9	High	3	1.5	Medium	3
92	Corona Del Mar Water Treatment Plant Sludge Drying Beds Project/ Goleta Water District/ Chris Rich	\$3,400,000.00	\$340,000				20			\$7,299,773	Medium	2	10	High	3	1.5	Medium	3
93	Goleta Water District-City of Santa Barbara Interconnect Project/ Goleta Water District (Co-sponsor: City of Santa Barbara)/ Chris Rich	\$1,300,000.00	\$130,000				60			\$3,400,986	Medium	2	11	High	3	1.5	Medium	3
94	Irrigation System for WWTP Discharge/ Cuyama Community Services District/ U.S. Wilson	\$600,000.00	\$60,000				30			\$1,425,890	High	1	12	High	3	3.0	High	5
95	Water Tower Repair Project/ Cuyama Community Services District/ U.S. Wilson	\$100,000.00	\$10,000				30			\$237,648	High	1	13	High	3	3.0	High	5
96	Recycled Water Facilities Upgrade / City of Guadalupe/ Dennis Delzeit	\$3,650,000.00	\$365,000				25			\$8,315,925	Medium	2	14	High	3	1.5	Medium	3

Economic Benefit Analysis Approach

Project No.	Project Name	Capital Cost	Annual O&M Cost	Replacement Costs			Project Life (years)	Project Basis / Year	Possible Funding Sources	Present Value Costs	Cost Score ¹		No. Objs Achieved	Benefits (Goals) ²		B:C ³	Economic Benefit ⁴	
				Item to be replaced	How Often	Cost												
97	Tajinguas Creek Steelhead Recovery/ South Coast Habitat Restoration (Co-sponsor: Landowner, Cachuma Resource Conservation District, Potential partners include: Natural Resource Conservation Service, Department of Fish and Game, US Fish and Wildlife Surface)/ Mauricio Gomez	\$913,641.00	\$91,364				30			\$2,171,252	Medium	2	15	High	3	1.5	Medium	3
98	City Parking LID Project/ City of Carpinteria/ Erin Maker	\$290,000.00	\$29,000				20			\$622,628	High	1	16	High	3	3.0	High	5
99	Upper Reach Second Barrel from Glen Anne Turnout to Corona Del Mar Water Treatment Plant/ Cachuma Operation and Maintenance Board/ Megan Emami	\$7,600,000.00	\$760,000				60			\$19,882,685	Medium	2	17	High	3	1.5	Medium	3
100	South Coast Steelhead Recovery/ South Coast Habitat Restoration (Co-sponsor: Landowners, California Coastal Conservancy, National Oceanic Atmospheric Administration)/ Mauricio Gomez	\$1,110,000.00	\$111,000				30			\$2,637,896	Medium	2	18	High	3	1.5	Medium	3
101	North Portal Security Upgrade/ Cachuma Operation and Maintenance Board/ Megan Emami		\$0				50				Low	3	19	High	3	1.0	Medium	3
102	Glenn Anne Dam and Reservoir for Emergencies, Accountability, and Management, Seismic Project/ Cachuma Operation and Maintenance Board/ Megan Emami	\$10,000,000.00	\$1,000,000				60			\$26,161,428	Low	3	4	High	3	1.0	Medium	3
103	Lower Reach Air Vac Valve/Blowoff Valve Replacement Project/ Cachuma Operation and Maintenance Board/ Megan Emami	\$490,013.00	\$49,001				25			\$1,116,414	High	1	1	Low	1	1.0	Medium	3
104	Highway 192 at Mission Creek Fish Passage and South Coast Conduit Relocation Project/ Cachuma Operation and Maintenance Board/ Timothy H. Robinson	\$1,251,940.00	\$125,194				40			\$3,135,646	Medium	2	2	Medium	2	1.0	Medium	3
105	Lower Reach Lining and Creek Stabilization/ Cachuma Operation and Maintenance Board/ Megan Emami	\$18,000,000.00	\$1,800,000				50			\$46,371,349	Low	3	-	Low	1	0.3	Low	1
106	Upper Reach Pipeline Lining and Creek Stabilization/ Cachuma Operation and Maintenance Board/ Megan Emami	\$18,000,000.00	\$1,800,000				50			\$46,371,349	Low	3	-	Low	1	0.3	Low	1
107	Sheffield Tunnels Pipeline Replacement/ Cachuma Operation and Maintenance Board/ Megan Emami	\$900,000.00	\$90,000				50			\$2,318,567	Medium	2	-	Low	1	0.5	Low	1
108	Fish Passage Improvement on Crossing 3, Quito Creek/ Cachuma Operation and Maintenance Board/ Timothy H. Robinson	\$940,000.00	\$94,000				40			\$2,354,352	Medium	2	1	Low	1	0.5	Low	1
109	Irrigation System Improvements and BMPs on Orchards in Santa Barbara County (Co-sponsors: Potential Partners include the South Coast Water District, Avocado Commission, Natural Resources Conservation Service, and UC Cooperation Extension)/ Cachuma Resource Conservation District/ Anne Coates	\$1,000,000.00	\$100,000				8			\$1,620,979	High	1	5	High	3	3.0	High	5
110	Construction of Well #10-Augment Water Supply/ City of Lompoc/ Susan Segovia	\$184.00	\$18				40			\$461	High	1	2	Medium	2	2.0	High	5
111	City of Lompoc Treatment Basin Upgrades/ City of Lompoc/ Susan Segovia	\$922,400.00	\$92,240				40			\$2,310,270	Medium	2	1	Low	1	0.5	Low	1
112	Corona Del Mar Water Treatment Plant Backwash Basin Improvement Project/ Goleta Water District/ Chris Rich	\$1,484,000.00	\$148,400				30			\$3,526,701	Medium	2	4	High	3	1.5	Medium	3
113	WWTP Effluent Disposal Facility Improvements/ City of Guadalupe/ Dennis Delzeit	\$2,240,000.00	\$224,000				30			\$5,323,322	Medium	2	2	Medium	2	1.0	Medium	3
114	WWTP Grit System and Influent Pump Improvements/ City of Guadalupe/ Dennis Delzeit	\$685,000.00	\$68,500				25			\$1,560,660	High	1	2	Medium	2	2.0	High	5

¹ Cost score based on PV cost ranges: <\$2m = High; \$2-20m = Medium; >\$20m = Low

² Benefit score based on range of number of objectives achieved: 5 - 4 = High; 3 - 2 = Medium; 1 = Low

³ Benefit Cost based on total number of goals divided by cost score

⁴ Final score based on BC: 2 ≥ High; 1 - 2 = Medium; <1 = Low; then high = 5, medium = 3, and low = 1 (1 - 5 scoring was used for all other criteria)