


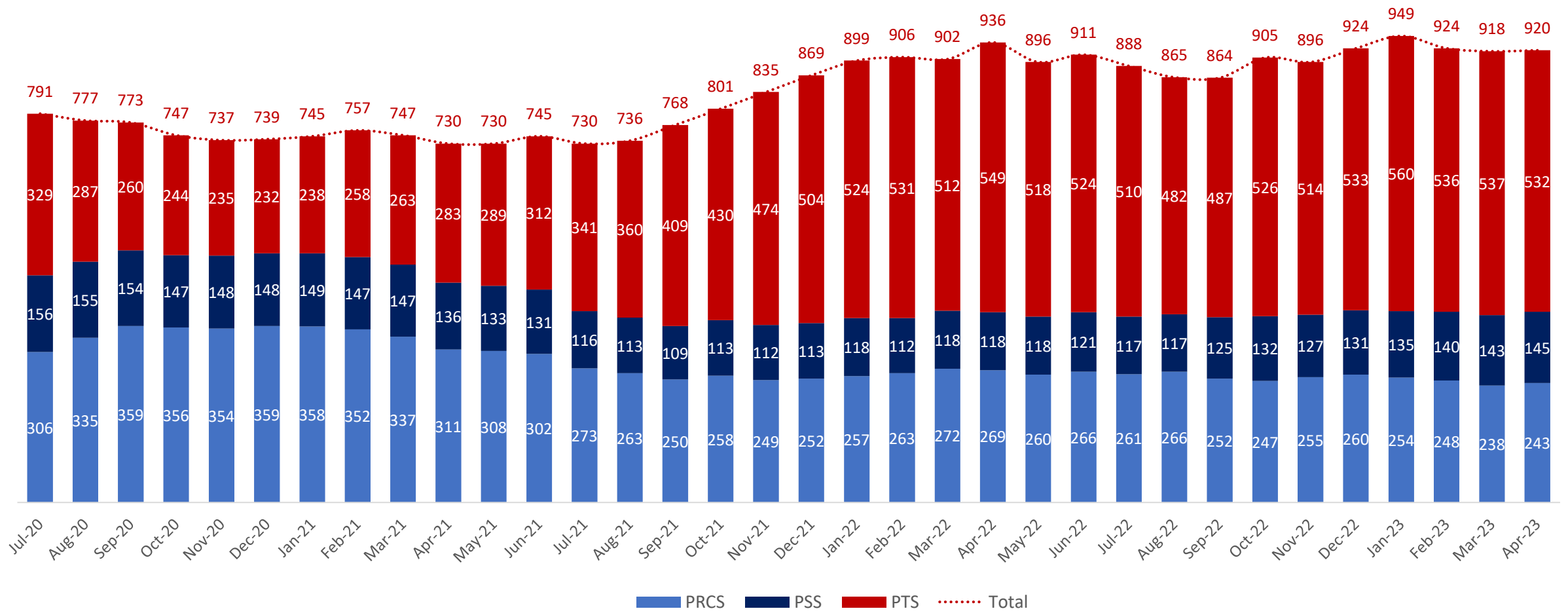


FY 2023-2024
COUNTY OF SANTA BARBARA
COMMUNITY CORRECTIONS PARTNERSHIP
**PUBLIC SAFETY
REALIGNMENT PLAN
ADDENDUM**





Population Trend



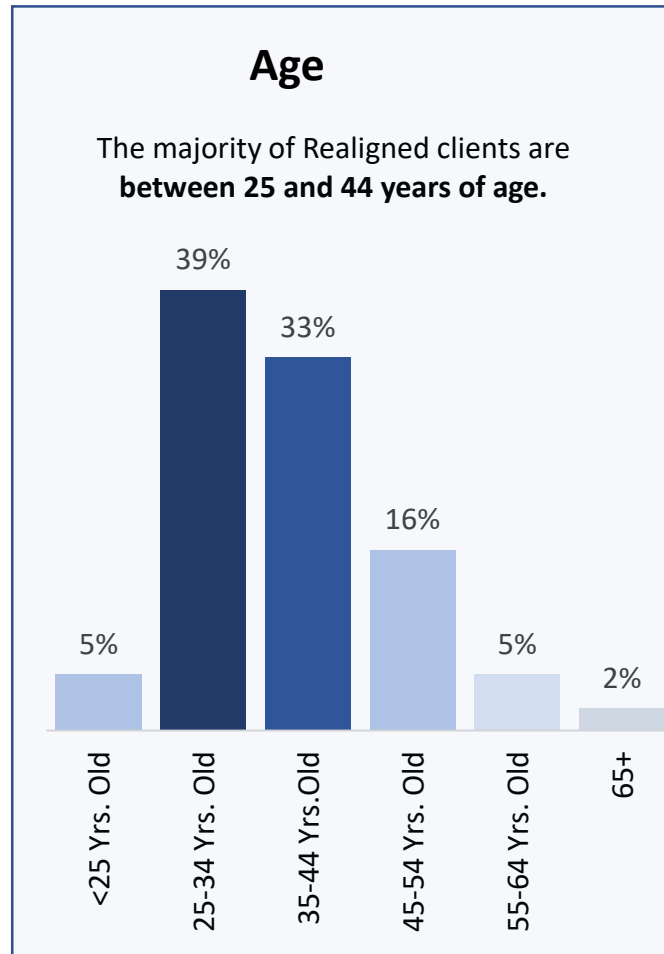
Demographics



HISPANIC

61% of the Realigned population are Hispanic followed by White (31%), Black (5%) and Other (3%)

Predominately Male



The number of Realigned clients continues to be relatively small when compared to the total number of clients supervised by Probation. Realigned clients represent only 15% of the overall supervised population in the County

Snapshot of January 1, 2023

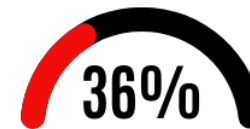
85%
Probation Supervision
 2,152 adults on supervision in Santa Barbara County are on standard probation supervision



15%
Realigned Clients
 Clients supervised under Public Safety Realignment (AB109) represent 15% (389 total) of the overall supervised population in the County.

Percentage of Population at High Risk to Reoffend

Snapshot on January 1, 2023



STANDARD PROBATIONERS



PSS



PRCS





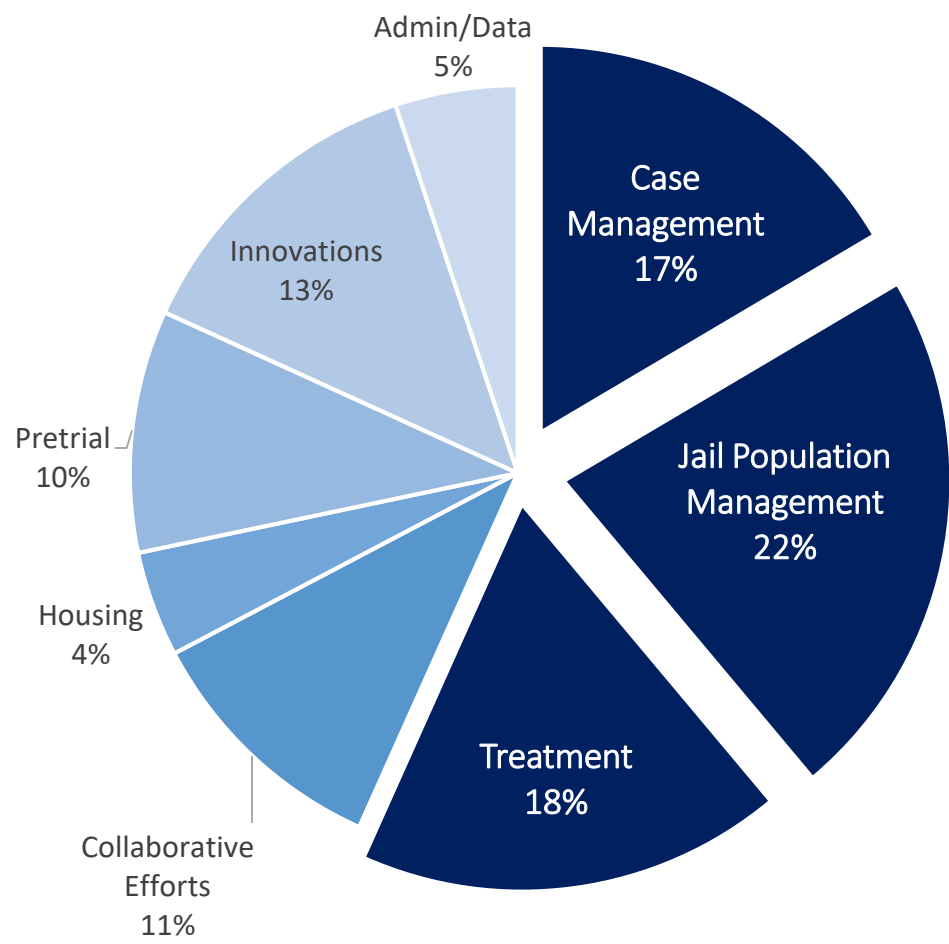
Community Corrections Partnership (CCP) Goals

- Enhance public safety by **reducing recidivism**
- Enhance the use of **alternative detentions** (pre and post sentence) for appropriate justice-involved individuals
- Provide for successful and **equitable reentry** of justice-involved individuals back into the community
- **Coordinate efforts** to eliminate duplication, enhance efficiencies, and promote best practices
- Support a systemic approach to studying and **addressing racial and ethnic disparities** in the justice system





Balanced Approach



FY 2023-2024 Spending Plan		
Services/Component	Allocation	Percentage
Custody/Alt Detention	\$4,504,710	22.4%
Supervision/Case Management	\$3,317,900	16.5%
Program/Treatment	\$3,572,521	17.8%
Collaborative Efforts	\$2,141,260	10.6%
Housing	\$885,000	4.4%
Pretrial	\$2,042,170	10.1%
Innovations	\$2,643,865	13.1%
Admin/Data Analysis	\$1,019,396	5.1%
Total	\$20,126,822	100%





Reimagined and Expanded Programs

- * Multi-Agency “Familiar Faces” Street Outreach
 - Co-Response
- * Collaborative Court & Holistic Defense
 - Pretrial Service Navigators
 - Housing Specialist
- * Neighborhood Restorative Justice Pilot Program
- * Felony Diversion Needs Assessment
 - Freedom to Choose
 - Onsite Solar Training Program



THE FREEDOM TO CHOOSE PROJECT
Change from the Inside

* *Criminal justice collaborative goal*





Ongoing Financing

Estimated Base Allocation	\$ 18,938,572
Restricted Fund Balance (FY 21-22 Growth Funds)	\$ 1,188,250
Total Financing	\$ 20,126,822



FY 2023-2024 Restricted Fund Balance/One-Time Allocations

Estimated AB109 Restricted Fund Balance	\$26,650,864
Less Adjustments	
FY 17-18: Probation Report and Resource Center (PRRC)	\$1,500,000
FY 17-18: Pretrial Services Program	\$351,900
FY 18-19: AB1810 DSH Grant CCP Match (Behavioral Wellness)	\$467,659
FY 22-23: Neighborhood Restorative Justice Program (District Attorney) Year 1 of 2 extension	\$150,000
FY 22-23: Data Consult for master name index infrastructure (Criminal Justice Data Committee)	\$40,000
FY 22-23: Freedom To Choose (SBSO)	\$30,000
FY 22-23: Onsite Solar Training Program (SBSO)	\$139,520
Prudent Reserve	\$1,200,000
Estimated Available for FY 2022-23	\$22,771,785
Less FY 2023-24 Recommended Allocations	
Media costs for Neighborhood Restorative Justice Program (District Attorney)	\$25,000
Data evaluator for Neighborhood Restorative Justice Program (District Attorney)	\$45,000
Data consultant for master name index infrastructure (Criminal Justice Data Committee)	\$40,000
Co-Response Team Efforts - One year start up costs vehicle & equip (SBSO)	\$116,039
Estimated Available AB109 Restricted Fund Balance	\$22,545,746





“I did then what I knew how to do. Now that I know better, I do better.”

-MAYA ANGELOU