

SANTA BARBARA COUNTY

**TREASURER'S REPORT TO THE BOARD OF SUPERVISORS AND
THE TREASURY OVERSIGHT COMMITTEE**

FOR THE QUARTER ENDED June 30, 2019

ECONOMIC TREND

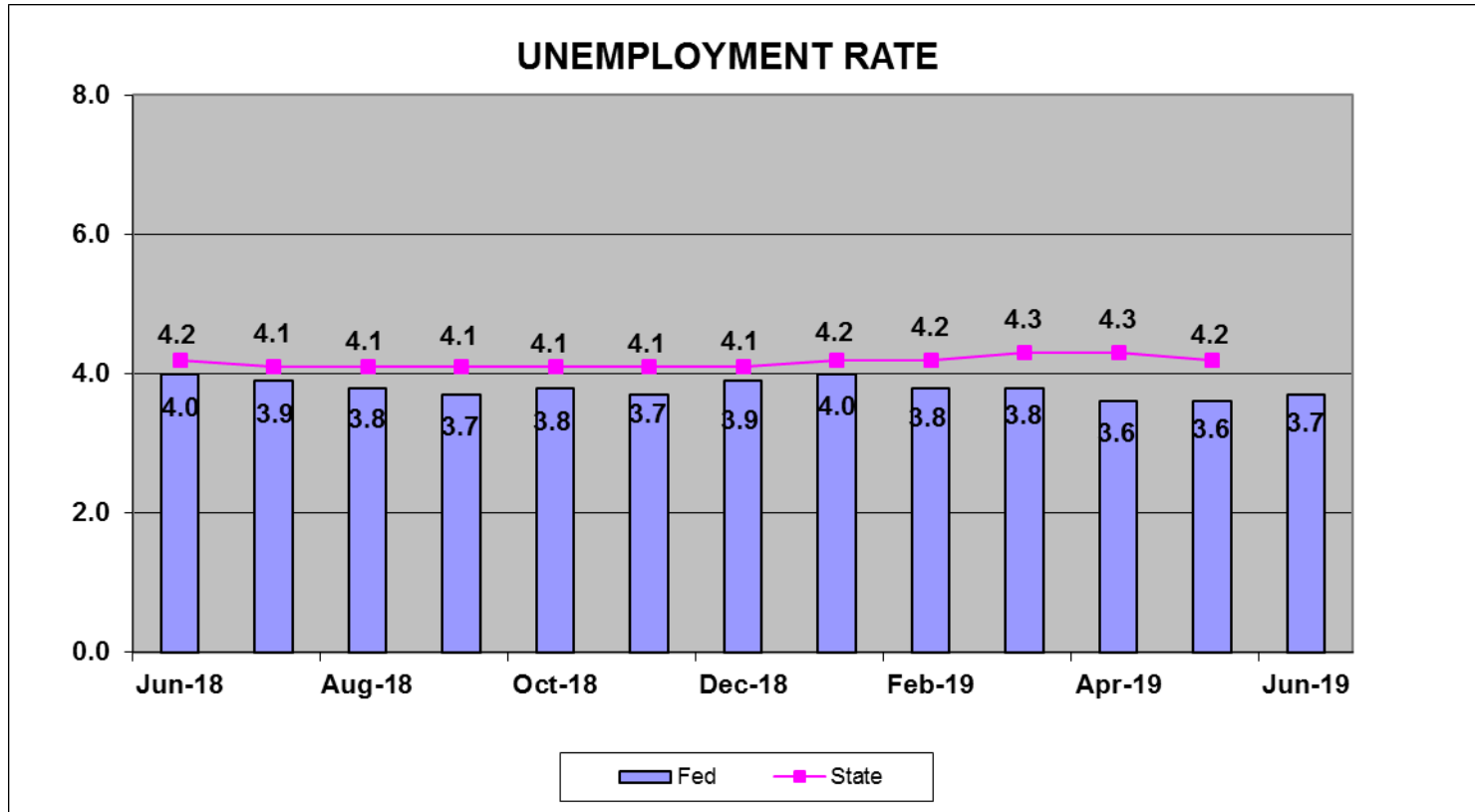
- **The Federal Open Market Committee (Committee) decided not to raise the target federal funds rate at its June meeting, maintaining the target range at 2.25% to 2.5%. The Committee indicated that the labor market remained strong and that economic activity was rising at a moderate rate. Job gains remained solid and the unemployment rate remained low. Consistent with its statutory mandate, the Committee seeks to foster maximum unemployment and price stability. In light of uncertainty about the Committee's outlook on sustained expansion of economic activity, strong labor market conditions and inflation near the 2 percent objective, the Committee will closely monitor upcoming information and act as appropriate.**
- **As summarized in the Beige Book issued July 17, 2019, economic activity continued to expand at a modest pace overall in mid-May through early July. The outlook generally was positive for the coming months, with expectations of continued growth, despite widespread concerns about the possible negative impact of trade-related uncertainty.**
- **On balance, employment grew at a moderate pace, slightly slower than the previous reporting period. The reports noted continued worker shortages across most sectors. Compensation grew at a modest-to-moderate pace, although some contacts emphasized significant increases in entry-level wages.**

INVESTMENT ACTIVITIES

- **The investment portfolio is in compliance with the Government Code and the Treasurer's Investment Policy.**
- **The Treasurer's Investment Pool has sufficient cash flow available to meet all budgeted expenditures for the next six months.**

ECONOMIC TREND: Unemployment Rate

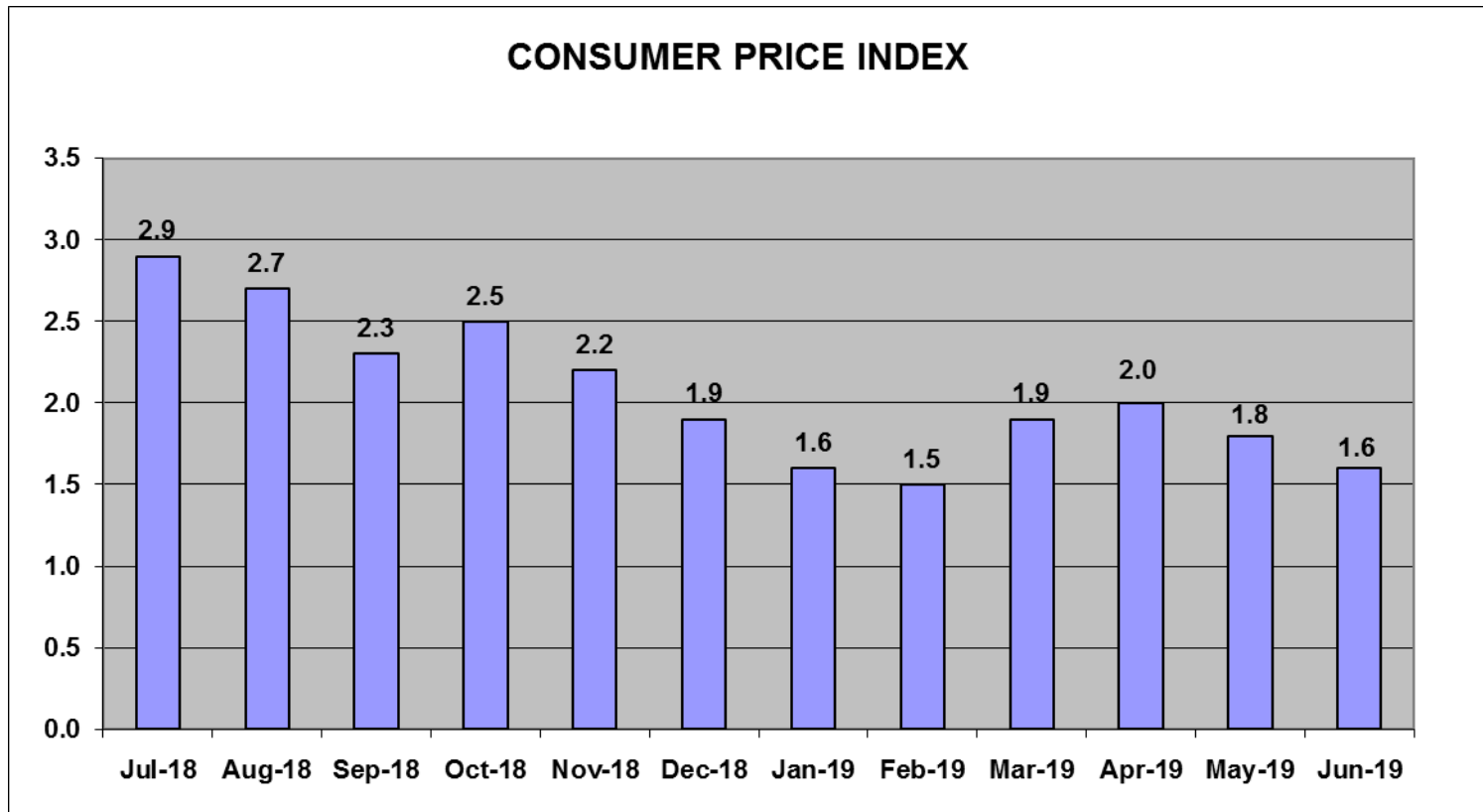
The unemployment rate represents the number of unemployed persons as a percent of the labor force. The sampling used each month to calculate the rate is approximately 60,000 households. The national unemployment rate began the quarter at 3.8% and ended the quarter at 3.7%. California's preliminary unemployment rate was 4.2% in May.



Source: Bureau of Labor Statistics

ECONOMIC TREND: Inflation

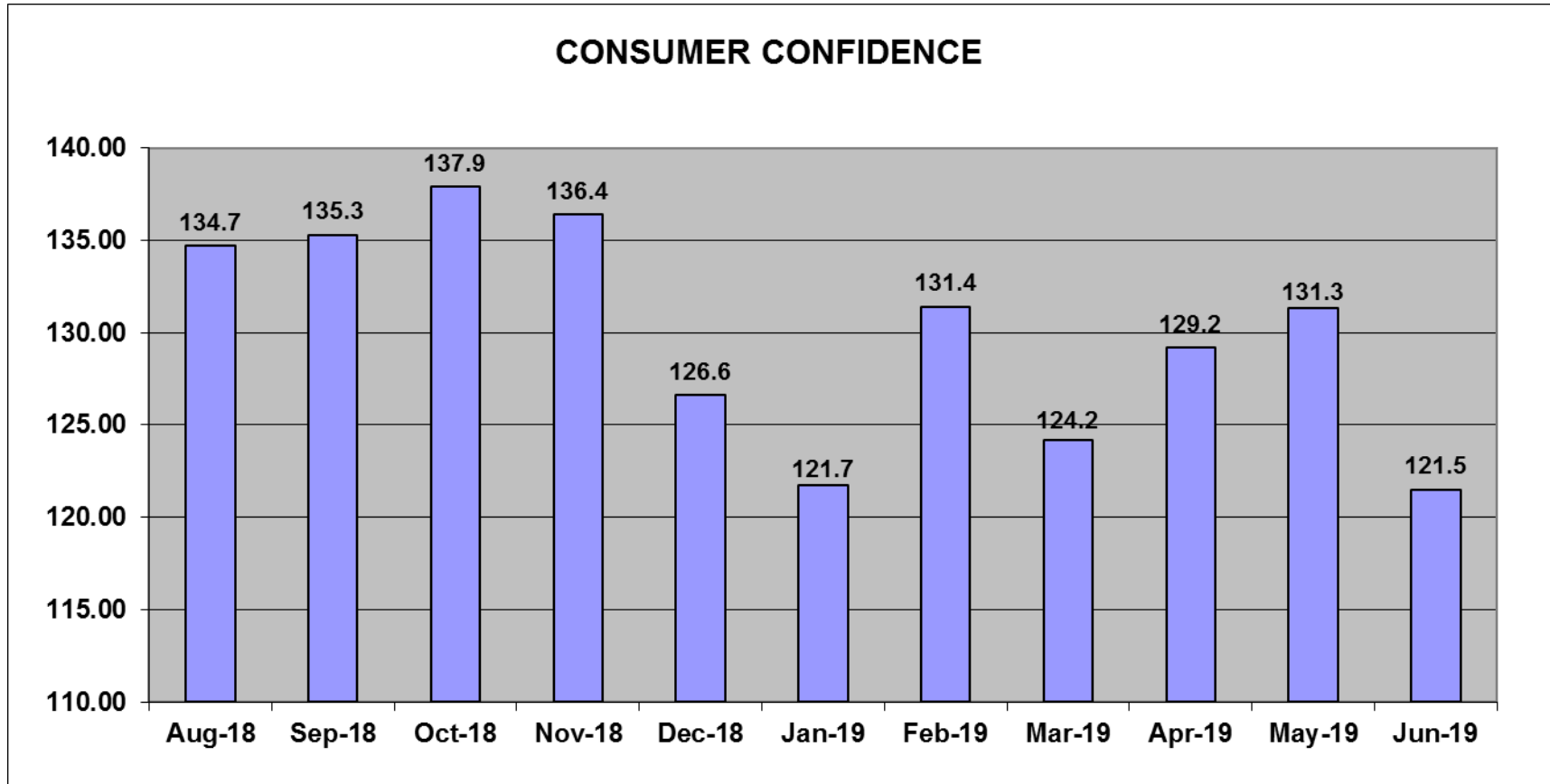
The Consumer Price Index (CPI) represents changes in prices of all goods and services purchased for consumption by urban households. CPI was 1.6% at the end of June. The Core CPI, which excludes food and energy, was 2.1% at the end of June.



Source: Bureau of Labor Statistics

ECONOMIC TREND: Consumer Confidence

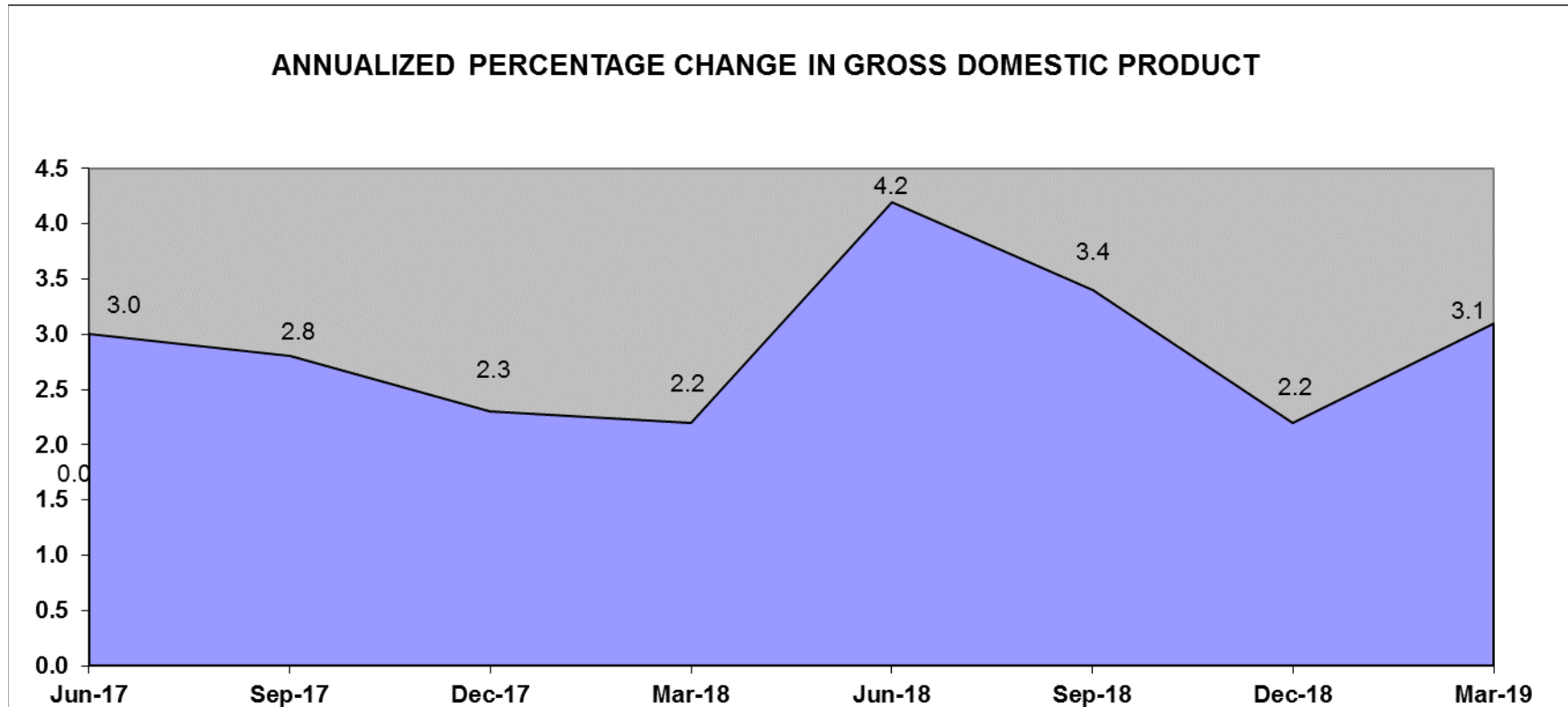
Consumer Confidence is the average of responses to current business and employment conditions and responses to six-month future expectations for business conditions, employment conditions, and total family income. It began the quarter at 124.2 and ended at 121.5.



Source: Conference Board

ECONOMIC TREND: GDP (Gross Domestic Product)

Gross domestic product is the value of all goods and services produced. After eighteen consecutive quarters of growth, the economy experienced its first quarter in negative territory ending March 2014 at -0.9%. Subsequently, the economy continued to recover. For the most recent quarter ending March 31, 2019, the economy reported GDP at 3.1%.



Source: Bureau of Economic Analysis

**Santa Barbara County Treasurer's Investment Pool
Statement of Assets
As of June 30, 2019**

Asset Description	Cost	Net Unrealized Holding Gains/(Losses)	Fair Value* 6/30/2019	Percent of Portfolio	Yield to Maturity	Weighted Average Days to Maturity	Fair Value* 3/31/2019	Net Change
Cash	\$ 74,333,712	\$ -	\$ 74,333,712	4.40	2.170	1	\$ 44,281,891	\$ 30,051,821
California Asset Management Program (CAMP)	100,000,000	-	100,000,000	5.92	2.500	1	150,000,000	(50,000,000)
Local Agency Investment Fund (LAIF)	65,000,000	-	65,000,000	3.85	2.400	1	65,000,000	-
Federally Insured Cash Account (FICA)	90,000,000	-	\$ 90,000,000	5.33	2.350	1	\$ 90,000,000	-
U.S. Treasury Bills	162,393,209	\$ 1,601,141	163,994,350	9.71	2.477	108	203,189,450	(39,195,100)
U.S. Treasury Notes	162,775,195	1,415,355	164,190,550	9.72	2.016	327	168,326,900	(4,136,350)
Government Agency Bonds	186,615,876	581,806	187,197,682	11.08	1.819	357	211,048,713	(23,851,031)
Government Agency Discount Notes	318,843,621	2,301,239	321,144,860	19.01	2.490	61	265,645,932	55,498,928
Government Agency Bonds - Callable	523,030,368	202,231	523,232,599	30.98	1.910	630	460,076,393	63,156,206
Total	<u>\$ 1,682,991,981</u>	<u>\$ 6,101,772</u>	<u>\$ 1,689,093,753</u>	<u>100.00</u>	<u>2.164</u>	<u>289</u>	<u>\$ 1,657,569,279</u>	<u>\$ 31,524,474</u>

*Provided by Union Bank

Treasurer's Pool Earnings Summary:

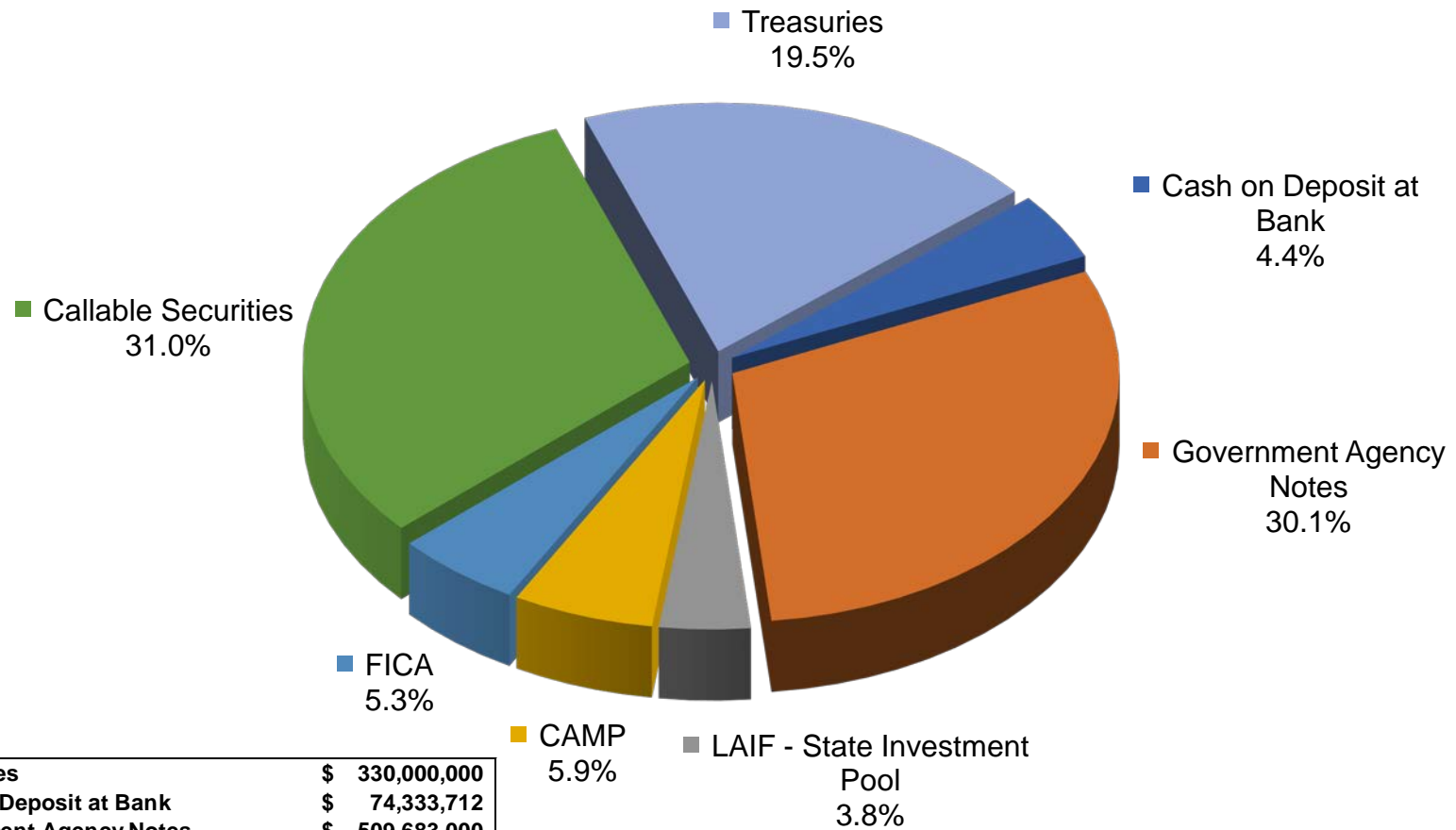
Total Net Earnings on the Treasurer's Pool**	\$ 8,831,293
Average Daily Balance on the Treasurer's Pool	\$ 1,779,483,215
Net Interest Rate on the Treasurer's Pool	1.991%

**Total net earnings including earned interest, amortization and realized gains and losses on investments.

Asset Description	Cost	Net Unrealized Holding Gains/(Losses)	Fair Value*** 6/30/2019	Percent of Portfolio	Yield to Maturity	weighted Average Days to Maturity	Fair Value*** 3/31/2019	Net Change
Cannabis Cash***	\$ 5,877,347	\$ -	\$ 5,877,347	0.00	1.120	1	\$ 4,012,807	\$ 1,864,540
Total	<u>\$ 5,877,347</u>	<u>\$ -</u>	<u>\$ 5,877,347</u>	<u>0.00</u>	<u>1.120</u>	<u>1</u>	<u>\$ 4,012,807</u>	<u>\$ 1,864,540</u>

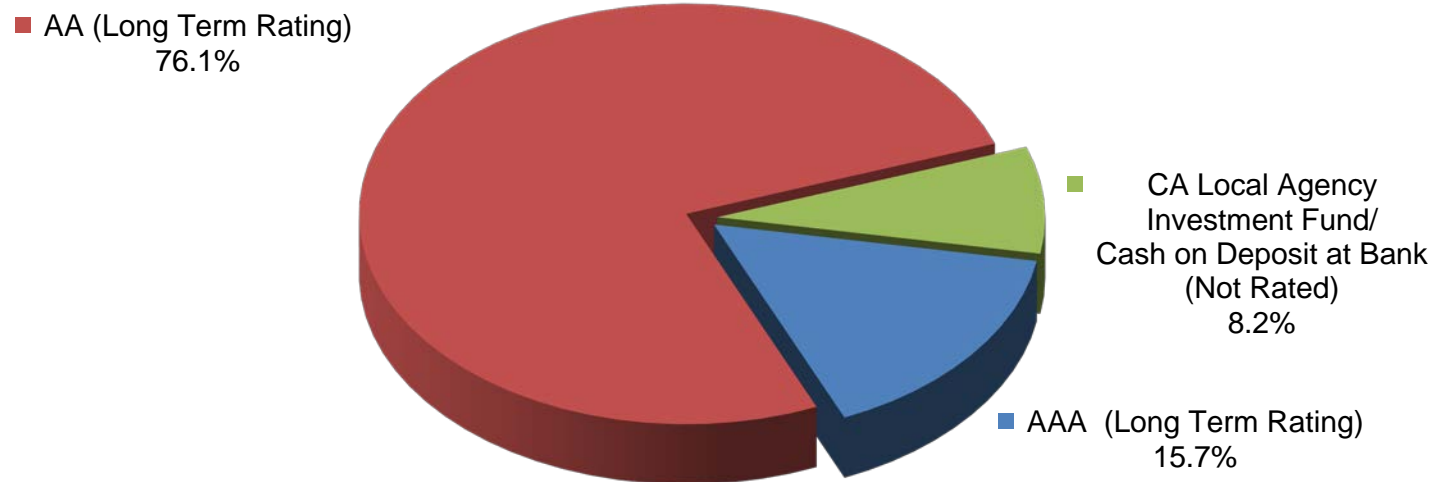
***Proceeds from Cannabis operations are segregated from the Investment Pool and do not receive Investment Pool interest apportionment.

TREASURER'S INVESTMENT POOL ASSET DISTRIBUTION BY SECTOR (PAR VALUE) 6/30/2019



Treasuries	\$ 330,000,000
Cash on Deposit at Bank	\$ 74,333,712
Government Agency Notes	\$ 509,683,000
LAIF - State Investment Pool	\$ 65,000,000
CAMP	\$ 100,000,000
FICA	\$ 90,000,000
Callable Securities	\$ 523,814,000
TOTAL	\$ 1,692,830,712

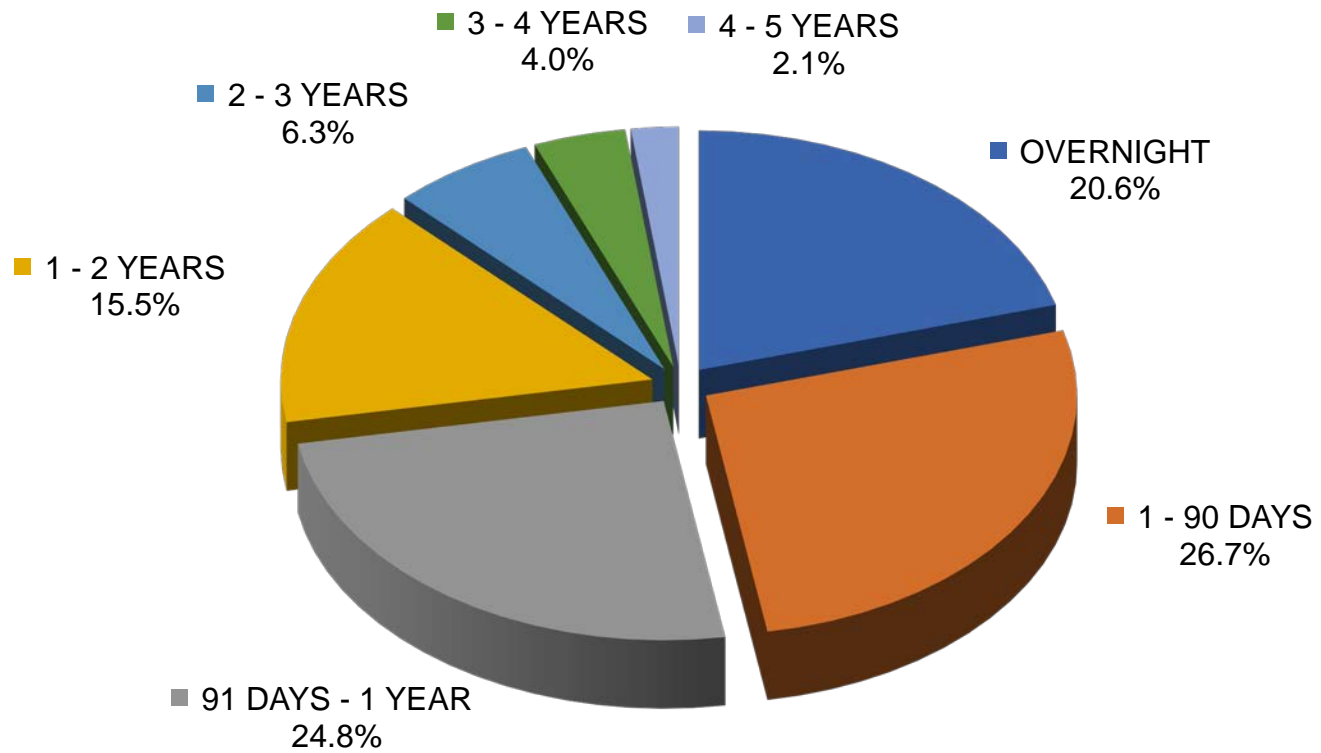
S&P CREDIT RATING AT TIME OF PURCHASE BY PERCENT OF BOOK VALUE 6/30/2019



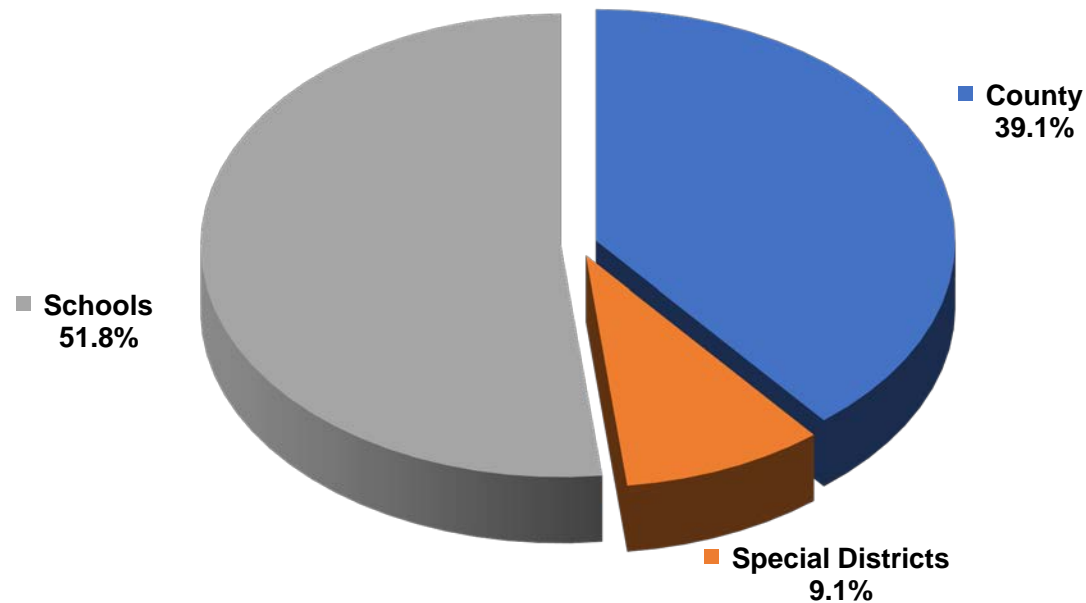
Investment Policy Requirements:

- US Treasuries: N/A
- Agency of the Federal Government/US Government Sponsored: N/A
- Commercial Paper of US Corporations, Assets Greater Than \$500 million: A1, P1, F1 (by two of the three rating agencies)
- State of California - LAIF/Managed Investment Pools: N/A
- Negotiable CD's: A1, P1, F1 (by two of the three rating agencies)
- Medium Term Notes/Corporate Notes of US Corporations: Up to three years: AA- by at least two of the three rating agencies. Greater than three years: AA by at least two of the three rating agencies.

**TREASURER'S INVESTMENT POOL
MATURITY DISTRIBUTION
6/30/2019**

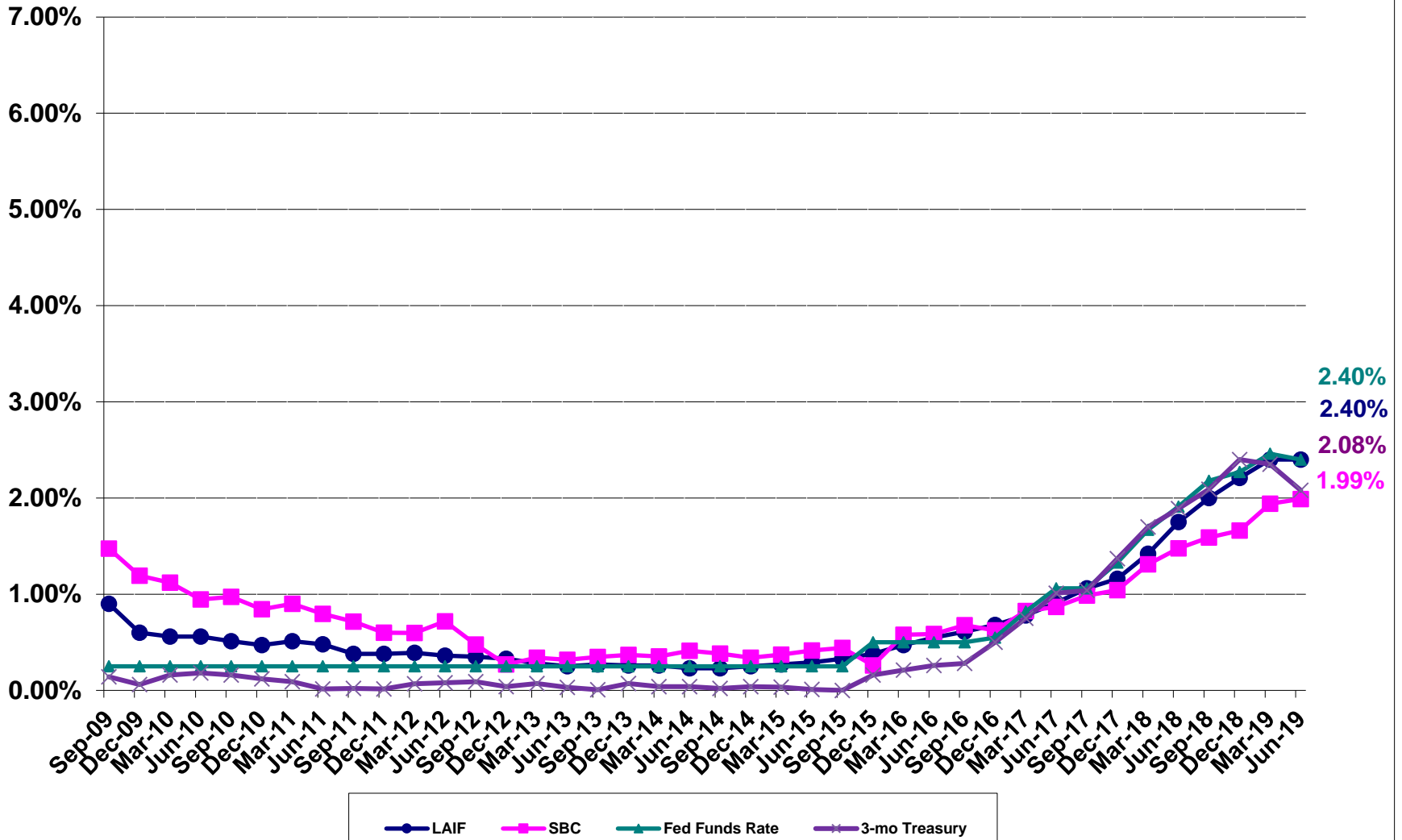


TREASURER'S INVESTMENT POOL AVERAGE DAILY CASH BALANCE & INCOME DISTRIBUTION FOR THE QUARTER ENDED 6/30/2019



The average daily cash balance of all entities in the pool during the quarter was \$1,779,483,215. Aggregate interest earnings of \$8,831,293 was distributed to pool participants.

**TREASURER'S INVESTMENT POOL
 QUARTERLY PERFORMANCE VERSUS SELECTED BENCHMARKS
 6/30/2019**



**County Pool 2018-2019
Portfolio Management
Investment Status Report - Investments
June 30, 2019**

CUSIP	Investment #	Issuer	Par Value	Stated Rate	Maturity Date	Purchase Date	Term	Days to Maturity	Market Value	Accrued Interest At Purchase	Current Principal	Book Value
Cash												
SYS5495	5495	BAC	74,333,712.00	2.170		07/01/2018	1	1	74,333,712.00		74,333,712.00	74,333,712.00
Cash Totals			74,333,712.00				1	1	74,333,712.00	0.00	74,333,712.00	74,333,712.00
FICA												
SYS6255	6255	FICA	90,000,000.00	2.350			1	1	90,000,000.00		90,000,000.00	90,000,000.00
FICA Totals			90,000,000.00				1	1	90,000,000.00	0.00	90,000,000.00	90,000,000.00
CAMP												
SYS5272	5272	CAMP	100,000,000.00	2.500			1	1	100,000,000.00		100,000,000.00	100,000,000.00
CAMP Totals			100,000,000.00				1	1	100,000,000.00	0.00	100,000,000.00	100,000,000.00
Local Agency Investment Funds												
SYS1009	1009	LAIF	65,000,000.00	2.400			1	1	65,000,000.00		65,000,000.00	65,000,000.00
Local Agency Investment Funds Totals			65,000,000.00				1	1	65,000,000.00	0.00	65,000,000.00	65,000,000.00
Federal Agency Coupon Securities												
3133EGR98	6184	FFCB	5,000,000.00	2.020	09/07/2021	12/07/2016	1,735	799	5,000,050.00		5,000,000.00	5,000,000.00
3133EHHB2	6355	FFCB	5,000,000.00	1.450	04/27/2020	04/27/2017	1,096	301	4,978,450.00		4,991,000.00	4,997,533.33
3133EHKH5	6392	FFCB	5,000,000.00	1.570	07/23/2020	05/23/2017	1,157	388	4,973,300.00		4,997,400.00	4,999,128.77
3133EHLR9	6459	FFCB	5,000,000.00	2.000	07/19/2021	07/19/2017	1,461	749	5,000,050.00		5,000,000.00	5,000,000.00
3133EHUK7	6478	FFCB	5,000,000.00	1.400	08/14/2019	08/14/2017	730	44	4,994,800.00		5,000,000.00	5,000,000.00
3133EHUK7	6486	FFCB	5,000,000.00	1.400	08/14/2019	08/21/2017	723	44	4,994,800.00	Received	5,000,000.00	5,000,000.00
3133EHYJ6	6508	FFCB	5,000,000.00	1.375	09/12/2019	09/12/2017	730	73	4,992,700.00		4,998,000.00	4,999,802.78
3133EHVX8	6517	FFCB	5,000,000.00	1.500	08/24/2020	09/18/2017	1,071	420	4,971,150.00	Received	4,989,900.00	4,996,049.91
3133EHZA4	6523	FFCB	5,000,000.00	1.660	09/20/2021	09/20/2017	1,461	812	4,984,950.00		4,984,000.00	4,991,122.22
3133EHJ95	6574	FFCB	5,000,000.00	1.750	10/26/2020	10/26/2017	1,096	483	4,989,800.00		4,999,000.00	4,999,560.19
3133EHZ89	6595	FFCB	5,000,000.00	1.750	09/05/2019	12/05/2017	639	66	4,998,000.00		5,000,000.00	5,000,000.00
3133EH6L2	6633	FFCB	5,000,000.00	1.950	01/10/2020	01/10/2018	730	193	4,998,900.00		4,995,000.00	4,998,687.50
3133EJAD1	6641	FFCB	5,000,000.00	2.150	12/23/2020	01/23/2018	1,065	541	5,020,950.00		4,994,400.00	4,997,162.67
3133EJXV6	6718	FFCB	5,000,000.00	2.700	02/23/2021	08/28/2018	910	603	5,071,500.00	Received	4,995,650.00	4,997,122.68
3133EE5Z9	6833	FFCB	5,528,000.00	1.750	08/04/2020	03/28/2019	495	400	5,509,868.16	14,511.00	5,483,776.00	5,492,238.62
3130ABUN4	6518	FHLB	5,000,000.00	1.520	02/28/2020	09/18/2017	893	242	4,980,250.00	Received	5,000,000.00	5,000,000.00
3130A66T9	6526	FHLB	5,000,000.00	1.625	09/11/2020	09/21/2017	1,086	438	4,979,700.00	Received	5,000,000.00	5,000,000.00
313380FB8	6533	FHLB	5,000,000.00	1.375	09/13/2019	09/22/2017	721	74	4,991,550.00	Received	4,988,000.00	4,998,784.81

**County Pool 2018-2019
Portfolio Management
Investment Status Report - Investments
June 30, 2019**

CUSIP	Investment #	Issuer	Par Value	Stated Rate	Maturity Date	Purchase Date	Term	Days to Maturity	Market Value	Accrued Interest At Purchase	Current Principal	Book Value
Federal Agency Coupon Securities												
3130ABY34	6588	FHLB	5,000,000.00	1.613	05/29/2020	11/29/2017	912	333	4,980,500.00		4,971,300.00	4,989,540.44
3137EADK2	5971	FHLMC	5,000,000.00	1.250	08/01/2019	11/06/2015	1,364	31	4,995,800.00	Received	4,960,300.00	4,999,114.50
3137EADK2	5984	FHLMC	5,000,000.00	1.250	08/01/2019	12/01/2015	1,339	31	4,995,800.00	Received	4,952,850.00	4,998,928.41
3137EADM8	6030	FHLMC	5,000,000.00	1.250	10/02/2019	01/27/2016	1,344	93	4,987,900.00	Received	4,988,500.00	4,999,210.19
3134GA3Q5	6248	FHLMC	1,840,000.00	2.050	02/28/2022	02/28/2017	1,826	973	1,853,064.00		1,840,000.00	1,840,000.00
3134GBJF0	6357	FHLMC	5,000,000.00	1.800	07/27/2021	04/27/2017	1,552	757	4,999,300.00		5,000,000.00	5,000,000.00
3137EAEH8	6460	FHLMC	5,000,000.00	1.375	08/15/2019	07/19/2017	757	45	4,994,650.00		4,992,650.00	4,999,566.49
3134GBU83	6577	FHLMC	5,000,000.00	2.000	10/29/2021	10/30/2017	1,460	851	5,019,150.00		5,000,000.00	5,000,000.00
3134GBP55	6622	FHLMC	5,000,000.00	2.000	04/26/2022	12/20/2017	1,588	1,030	5,031,950.00	Received	4,954,500.00	4,970,509.26
3137EADM8	6623	FHLMC	5,000,000.00	1.250	10/02/2019	12/20/2017	651	93	4,987,900.00	Received	4,943,650.00	4,992,012.69
3137EAEJ4	6625	FHLMC	5,000,000.00	1.625	09/29/2020	12/22/2017	1,012	456	4,983,000.00	Received	4,947,000.00	4,976,184.55
3134GSET8	6663	FHLMC	5,000,000.00	2.500	08/27/2021	02/27/2018	1,277	788	5,074,550.00		5,000,000.00	5,000,000.00
3137EAEH8	6753	FHLMC	5,000,000.00	1.375	08/15/2019	12/04/2018	254	45	4,994,650.00	Received	4,955,700.00	4,992,234.26
3137EADK2	6773	FHLMC	5,000,000.00	1.250	08/01/2019	12/19/2018	225	31	4,995,800.00	Received	4,957,100.00	4,994,202.70
3136G1CL1	6187	FNMA	5,000,000.00	1.500	02/20/2020	12/07/2016	1,170	234	4,980,250.00	Received	4,999,650.00	4,999,930.49
3135GQJ20	6190	FNMA	5,000,000.00	1.375	02/26/2021	12/09/2016	1,540	606	4,961,550.00	Received	4,923,100.00	4,969,838.17
3135G0P49	6206	FNMA	5,000,000.00	1.000	08/28/2019	12/16/2016	985	58	4,990,500.00	Received	4,925,450.00	4,995,628.24
3135G0P49	6294	FNMA	5,000,000.00	1.000	08/28/2019	04/11/2017	869	58	4,990,500.00	Received	4,947,000.00	4,996,474.91
3135G0T60	6496	FNMA	5,000,000.00	1.500	07/30/2020	08/29/2017	1,066	395	4,975,050.00	Received	4,998,000.00	4,999,259.75
3135G0T60	6603	FNMA	5,000,000.00	1.500	07/30/2020	12/11/2017	962	395	4,975,050.00	Received	4,943,000.00	4,976,635.41
Federal Agency Coupon Securities Totals			187,368,000.00				1,037	357	187,197,682.16	14,511.00	186,615,876.00	187,156,463.94
Federal Agency Disc. -Amortizing												
313312Q0T0	6785	FCDN	10,000,000.00	2.520	12/20/2019	01/18/2019	336	172	9,901,100.00		9,764,800.00	9,879,600.00
313312MN7	6794	FCDN	10,000,000.00	2.480	10/04/2019	02/26/2019	220	95	9,943,800.00		9,848,444.44	9,934,555.55
313312NV8	6759	FFCBND	5,000,000.00	2.680	11/04/2019	12/07/2018	332	126	4,963,250.00		4,876,422.22	4,953,100.00
313312JT8	6765	FFCBND	10,000,000.00	2.580	07/29/2019	12/12/2018	229	28	9,982,900.00		9,835,883.33	9,979,933.33
313312UY4	6849	FFCBND	5,000,000.00	2.380	03/30/2020	04/16/2019	349	273	4,924,550.00		4,884,636.11	4,909,758.33
313384HP7	6714	FCDN	4,315,000.00	2.370	07/01/2019	08/20/2018	315	0	4,315,000.00		4,225,517.69	4,315,000.00
313384MK2	6733	FHDN	5,000,000.00	2.600	10/01/2019	10/15/2018	351	92	4,972,800.00		4,873,250.00	4,966,777.78
313384HZ5	6802	FHDN	5,000,000.00	2.410	07/11/2019	03/04/2019	129	10	4,996,950.00		4,956,820.83	4,996,652.78
313384HP7	6804	FHDN	5,000,000.00	2.410	07/01/2019	03/06/2019	117	0	5,000,000.00		4,960,837.50	5,000,000.00
313384JW0	6809	FHDN	5,000,000.00	2.420	08/01/2019	03/07/2019	147	31	4,990,500.00		4,950,591.67	4,989,580.56
313384JA8	6810	FHDN	5,000,000.00	2.420	07/12/2019	03/07/2019	127	11	4,996,650.00		4,957,313.89	4,996,302.78
313384HP7	6812	FHDN	5,000,000.00	2.425	07/01/2019	03/11/2019	112	0	5,000,000.00		4,962,277.78	5,000,000.00

**County Pool 2018-2019
Portfolio Management
Investment Status Report - Investments
June 30, 2019**

CUSIP	Investment #	Issuer	Par Value	Stated Rate	Maturity Date	Purchase Date	Term	Days to Maturity	Market Value	Accrued Interest At Purchase	Current Principal	Book Value
Federal Agency Disc. -Amortizing												
313384KQ1	6815	FHDN	5,000,000.00	2.430	08/19/2019	03/11/2019	161	49	4,984,950.00		4,945,662.50	4,983,462.50
313384KA6	6816	FHDN	5,000,000.00	2.425	08/05/2019	03/12/2019	146	35	4,989,250.00		4,950,826.39	4,988,211.81
313384JU4	6832	FHDN	10,000,000.00	2.415	07/30/2019	03/28/2019	124	29	9,982,300.00		9,916,816.67	9,980,545.83
313384HT9	6834	FHDN	5,000,000.00	2.415	07/05/2019	03/28/2019	99	4	4,998,800.00		4,966,793.75	4,998,658.33
313384HP7	6835	FHDN	5,000,000.00	2.385	07/01/2019	04/02/2019	90	0	5,000,000.00		4,970,187.50	5,000,000.00
313384MB2	6838	FHDN	5,000,000.00	2.395	09/23/2019	04/02/2019	174	84	4,974,800.00		4,942,121.00	4,972,058.41
313384KA6	6842	FHDN	5,000,000.00	2.375	08/05/2019	04/10/2019	117	35	4,989,250.00		4,961,406.25	4,988,454.86
313384HY8	6845	FHDN	5,000,000.00	2.385	07/10/2019	04/11/2019	90	9	4,997,250.00		4,970,187.50	4,997,018.75
313384HX0	6846	FHDN	5,000,000.00	2.385	07/09/2019	04/11/2019	89	8	4,997,550.00		4,970,518.75	4,997,350.00
313384LB3	6847	FHDN	10,000,000.00	2.380	08/30/2019	04/15/2019	137	60	9,963,200.00		9,909,427.78	9,960,333.33
313384KC2	6851	FHDN	10,000,000.00	2.390	08/07/2019	04/16/2019	113	37	9,977,300.00		9,924,980.56	9,975,436.11
313384KE8	6852	FHDN	5,000,000.00	2.390	08/09/2019	04/16/2019	115	39	4,988,050.00		4,961,826.39	4,987,054.17
313384LP2	6855	FHDN	5,000,000.00	2.395	09/11/2019	04/17/2019	147	72	4,978,400.00		4,951,102.08	4,976,050.00
313384MU0	6857	FHDN	5,000,000.00	2.400	10/10/2019	04/18/2019	175	101	4,970,100.00		4,941,666.67	4,966,333.34
313384LF4	6862	FHDN	5,000,000.00	2.410	09/03/2019	04/23/2019	133	64	4,980,800.00		4,955,481.94	4,978,577.78
313384LJ6	6865	FHDN	5,000,000.00	2.410	09/06/2019	04/23/2019	136	67	4,979,900.00		4,954,477.78	4,977,573.61
313384MK2	6868	FHDN	5,000,000.00	2.400	10/01/2019	04/24/2019	160	92	4,972,800.00		4,946,666.67	4,969,333.34
313384KH1	6869	FHDN	5,000,000.00	2.395	08/12/2019	04/25/2019	109	42	4,987,100.00		4,963,742.36	4,986,029.17
313384JL4	6871	FHDN	5,000,000.00	2.405	07/22/2019	04/25/2019	88	21	4,993,600.00		4,970,605.56	4,992,985.42
313384MS5	6872	FHDN	5,000,000.00	2.390	10/08/2019	04/25/2019	166	99	4,970,700.00		4,944,897.22	4,967,137.50
313384ST7	6873	FHDN	5,000,000.00	2.320	02/06/2020	05/06/2019	276	220	4,938,300.00		4,911,066.67	4,929,111.11
313384LY3	6874	FHDN	5,000,000.00	2.370	09/20/2019	05/06/2019	137	81	4,975,700.00		4,954,904.15	4,973,337.49
313384NJ4	6880	FHDN	5,000,000.00	2.365	10/24/2019	05/07/2019	170	115	4,966,000.00		4,944,159.72	4,962,225.69
313384NS4	6887	FHDN	5,000,000.00	2.350	11/01/2019	05/10/2019	175	123	4,964,150.00		4,942,881.94	4,959,854.16
313384PK9	6890	FHDN	5,000,000.00		11/18/2019	05/15/2019	187	140	4,959,150.00		4,938,705.56	4,954,111.11
313384LR8	6898	FHDN	5,000,000.00	2.235	09/13/2019	06/10/2019	95	74	4,977,800.00		4,970,510.40	4,977,029.15
313384LP2	6899	FHDN	5,000,000.00	2.235	09/11/2019	06/10/2019	93	72	4,978,400.00		4,971,131.25	4,977,650.00
313384HW2	6779	FHLBDN	3,000,000.00	2.470	07/08/2019	01/02/2019	187	7	2,998,710.00		2,961,509.17	2,998,559.17
313384HW2	6800	FHLBDN	5,000,000.00	2.410	07/08/2019	03/04/2019	126	7	4,997,850.00		4,957,825.00	4,997,656.94
313384HR3	6801	FHLBDN	5,000,000.00	2.410	07/03/2019	03/04/2019	121	2	4,999,400.00		4,959,498.61	4,999,330.56
313384HQ5	6813	FHLBDN	5,000,000.00	2.425	07/02/2019	03/11/2019	113	1	4,999,700.00		4,961,940.97	4,999,663.19
313384HR3	6820	FHLBDN	5,000,000.00	2.425	07/03/2019	03/22/2019	103	2	4,999,400.00		4,965,309.03	4,999,326.39
313384HQ5	6821	FHLBDN	5,000,000.00	2.425	07/02/2019	03/22/2019	102	1	4,999,700.00		4,965,645.83	4,999,663.19
313384HQ5	6836	FHLBDN	5,000,000.00	2.385	07/02/2019	04/02/2019	91	1	4,999,700.00		4,969,856.25	4,999,668.75
313384MC0	6837	FHLBDN	5,000,000.00	2.395	09/24/2019	04/02/2019	175	85	4,974,500.00		4,941,788.19	4,971,725.69

**County Pool 2018-2019
Portfolio Management
Investment Status Report - Investments
June 30, 2019**

CUSIP	Investment #	Issuer	Par Value	Stated Rate	Maturity Date	Purchase Date	Term	Days to Maturity	Market Value	Accrued Interest At Purchase	Current Principal	Book Value
Federal Agency Disc. -Amortizing												
313384KB4	6843	FHLBDN	5,000,000.00	2.375	08/06/2019	04/10/2019	118	36	4,988,950.00		4,961,076.39	4,988,125.00
313384MD8	6853	FHLBDN	5,000,000.00	2.395	09/25/2019	04/17/2019	161	86	4,974,200.00		4,946,445.14	4,971,393.06
313384LN7	6854	FHLBDN	5,000,000.00	2.395	09/10/2019	04/17/2019	146	71	4,978,700.00		4,951,434.72	4,976,382.64
313384LN7	6856	FHLBDN	5,000,000.00	2.400	09/10/2019	04/18/2019	145	71	4,978,700.00		4,951,666.67	4,976,333.33
313384LG2	6864	FHLBDN	5,000,000.00	2.410	09/04/2019	04/23/2019	134	65	4,980,500.00		4,955,147.22	4,978,243.05
313384MD8	6867	FHLBDN	5,000,000.00	2.400	09/25/2019	04/24/2019	154	86	4,974,200.00		4,948,666.67	4,971,333.34
313384RU5	6870	FHLBDN	5,000,000.00	2.360	01/14/2020	04/25/2019	264	197	4,944,200.00		4,913,466.67	4,935,427.78
313384JH3	6875	FHLBDN	5,000,000.00	2.385	07/19/2019	05/07/2019	73	18	4,994,500.00		4,975,818.75	4,994,037.50
313384LN7	6889	FHLBDN	5,000,000.00	2.365	09/10/2019	05/14/2019	119	71	4,978,700.00		4,960,911.81	4,976,678.47
313396JM6	6805	FMCDN	5,000,000.00	2.420	07/23/2019	03/06/2019	139	22	4,993,300.00		4,953,280.56	4,992,605.56
313396JN4	6806	FMCDN	5,000,000.00	2.420	07/24/2019	03/06/2019	140	23	4,992,950.00		4,952,944.44	4,992,269.44
313396ME0	6831	FMCDN	5,000,000.00	2.380	09/26/2019	03/28/2019	182	87	4,973,900.00		4,939,838.89	4,971,241.67
Federal Agency Disc. -Amortizing Totals			322,315,000.00				160	61	321,144,860.00	0.00	318,843,621.45	320,986,848.80
Treasury Coupon Securities												
912828TR1	5965	USTR	5,000,000.00	1.000	09/30/2019	10/28/2015	1,433	91	4,985,750.00	Received	4,964,843.75	4,997,767.47
912828TH3	5966	USTR	5,000,000.00	0.875	07/31/2019	10/28/2015	1,372	30	4,994,300.00	Received	4,950,781.25	4,998,923.79
912828L65	6167	USTR	5,000,000.00	1.375	09/30/2020	11/18/2016	1,412	457	4,967,950.00	Received	4,964,062.50	4,988,368.67
912828L65	6168	USTR	5,000,000.00	1.375	09/30/2020	11/18/2016	1,412	457	4,967,950.00	Received	4,964,062.50	4,988,368.67
912828J84	6191	USTR	5,000,000.00	1.375	03/31/2020	12/09/2016	1,208	274	4,975,600.00	Received	4,984,375.00	4,996,455.92
912828XE5	6192	USTR	5,000,000.00	1.500	05/31/2020	12/09/2016	1,269	335	4,976,950.00	Received	4,993,750.00	4,998,350.08
912828S27	6216	USTR	10,000,000.00	1.125	06/30/2021	12/23/2016	1,650	730	9,877,300.00	Received	9,626,562.50	9,834,782.20
912828XH8	6217	USTR	5,000,000.00	1.625	06/30/2020	12/23/2016	1,285	365	4,983,600.00	Received	4,985,156.25	4,995,783.68
912828R77	6284	USTR	5,000,000.00	1.375	05/31/2021	04/06/2017	1,516	700	4,962,500.00	Received	4,919,531.25	4,962,844.24
912828S43	6561	USTR	5,000,000.00	0.750	07/15/2019	09/29/2017	654	14	4,997,150.00	Received	4,940,625.00	4,998,728.98
912828T34	6590	USTR	5,000,000.00	1.125	09/30/2021	11/29/2017	1,401	822	4,934,000.00	Received	4,845,117.19	4,909,126.57
912828T67	6591	USTR	5,000,000.00	1.250	10/31/2021	11/29/2017	1,432	853	4,944,350.00	Received	4,868,750.00	4,921,818.26
912828S76	6592	USTR	5,000,000.00	1.125	07/31/2021	11/29/2017	1,340	761	4,935,550.00	Received	4,854,687.50	4,917,475.51
912828L32	6600	USTR	5,000,000.00	1.375	08/31/2020	12/08/2017	997	427	4,969,150.00	Received	4,932,617.19	4,971,140.96
912828XM7	6604	USTR	5,000,000.00	1.625	07/31/2020	12/11/2017	963	396	4,983,400.00	Received	4,967,968.75	4,986,828.27
912828H52	6611	USTR	5,000,000.00	1.250	01/31/2020	12/12/2017	780	214	4,975,400.00	Received	4,937,890.63	4,982,959.74
912828V31	6646	USTR	5,000,000.00	1.375	01/15/2020	02/06/2018	708	198	4,980,850.00	Received	4,931,250.00	4,980,773.31
912828W22	6647	USTR	5,000,000.00	1.375	02/15/2020	02/06/2018	739	229	4,978,500.00	Received	4,925,781.25	4,977,001.23
912828D80	6657	USTR	5,000,000.00	1.625	08/31/2019	02/12/2018	565	61	4,994,500.00	Received	4,968,359.38	4,996,583.93
912828G4	6659	USTR	5,000,000.00	0.875	09/15/2019	02/12/2018	580	76	4,985,500.00	Received	4,911,523.44	4,988,406.52

**County Pool 2018-2019
Portfolio Management
Investment Status Report - Investments
June 30, 2019**

CUSIP	Investment #	Issuer	Par Value	Stated Rate	Maturity Date	Purchase Date	Term	Days to Maturity	Market Value	Accrued Interest At Purchase	Current Principal	Book Value
Treasury Coupon Securities												
9128282K5	6685	USTR	10,000,000.00	1.375	07/31/2019	04/06/2018	481	30	9,992,700.00	Received	9,891,015.63	9,993,202.64
912828VP2	6695	USTR	5,000,000.00	2.000	07/31/2020	04/12/2018	841	396	5,003,300.00	Received	4,957,421.88	4,979,951.33
9128282X7	6730	USTR	5,000,000.00	1.375	09/30/2019	10/05/2018	360	91	4,989,650.00	Received	4,937,695.31	4,984,250.76
9128282X7	6731	USTR	5,000,000.00	1.375	09/30/2019	10/05/2018	360	91	4,989,650.00	Received	4,937,890.63	4,984,300.13
912828T59	6782	USTR	5,000,000.00	1.000	10/15/2019	01/15/2019	273	106	4,984,000.00	Received	4,942,773.44	4,977,780.16
912828F62	6783	USTR	5,000,000.00	1.500	10/31/2019	01/15/2019	289	122	4,989,650.00	Received	4,958,398.44	4,982,438.10
912828J50	6848	USTR	10,000,000.00	1.375	02/29/2020	04/15/2019	320	243	9,955,500.00	17,187.50	9,907,031.25	9,929,401.86
9128282J8	6859	USTR	5,000,000.00	1.500	07/15/2020	04/22/2019	450	380	4,976,950.00	20,096.69	4,944,531.25	4,953,159.72
912828L32	6860	USTR	5,000,000.00	1.375	08/31/2020	04/22/2019	497	427	4,969,150.00	9,901.49	4,931,054.69	4,940,765.30
9128282V1	6861	USTR	5,000,000.00	1.375	09/15/2020	04/22/2019	512	442	4,969,750.00	7,099.18	4,929,687.50	4,939,300.54
Treasury Coupon Securities Totals			165,000,000.00				895	327	164,190,550.00	54,284.86	162,775,195.35	164,057,038.54
Treasury Discounts -Amortizing												
912796QR3	6719	USTR	5,000,000.00	2.340	07/18/2019	08/29/2018	323	17	4,995,150.00		4,895,025.00	4,994,475.00
912796RA9	6725	USTR	5,000,000.00	2.490	09/12/2019	09/25/2018	352	73	4,979,100.00		4,878,266.67	4,974,754.17
912796RF8	6760	USTR	5,000,000.00	2.553	10/10/2019	12/07/2018	307	101	4,970,600.00		4,891,164.24	4,964,194.10
912796RT8	6780	USTR	5,000,000.00	2.475	01/02/2020	01/04/2019	363	185	4,948,050.00		4,875,218.75	4,936,406.25
912796RT8	6781	USTR	5,000,000.00	2.475	01/02/2020	01/04/2019	363	185	4,948,050.00		4,875,218.75	4,936,406.25
912796RT8	6784	USTR	10,000,000.00	2.483	01/02/2020	01/17/2019	350	185	9,896,100.00		9,758,645.83	9,872,427.08
912796SA8	6786	USTR	5,000,000.00	2.440	07/25/2019	01/24/2019	182	24	4,993,500.00		4,938,322.22	4,991,866.67
912796SA8	6787	USTR	5,000,000.00	2.440	07/25/2019	01/24/2019	182	24	4,993,500.00		4,938,322.22	4,991,866.67
912796RY7	6788	USTR	5,000,000.00	2.480	01/30/2020	02/04/2019	360	213	4,943,700.00		4,876,000.00	4,926,633.33
912796RY7	6789	USTR	5,000,000.00	2.478	01/30/2020	02/04/2019	360	213	4,943,700.00		4,876,125.00	4,926,707.29
912796RY7	6790	USTR	5,000,000.00	2.477	01/30/2020	02/04/2019	360	213	4,943,700.00		4,876,150.00	4,926,722.08
912796SC4	6791	USTR	5,000,000.00	2.415	08/08/2019	02/12/2019	177	38	4,989,100.00		4,940,631.25	4,987,254.17
912796SC4	6792	USTR	5,000,000.00	2.420	08/08/2019	02/13/2019	176	38	4,989,100.00		4,940,844.44	4,987,227.78
912796SE0	6793	USTR	5,000,000.00	2.441	08/22/2019	02/25/2019	178	52	4,984,850.00		4,939,653.06	4,982,370.56
912796SE0	6795	USTR	5,000,000.00	2.445	08/22/2019	02/26/2019	177	52	4,984,850.00		4,939,893.75	4,982,341.67
912796SE0	6796	USTR	5,000,000.00	2.445	08/22/2019	02/26/2019	177	52	4,984,850.00		4,939,893.75	4,982,341.67
912796RZ4	6797	USTR	5,000,000.00	2.410	07/11/2019	02/27/2019	134	10	4,997,350.00		4,955,147.22	4,996,652.78
912796SF7	6798	USTR	5,000,000.00	2.450	08/29/2019	02/28/2019	182	59	4,982,800.00		4,938,069.44	4,979,923.61
912796SF7	6799	USTR	5,000,000.00	2.445	08/29/2019	02/28/2019	182	59	4,982,800.00		4,938,195.83	4,979,964.58
912796SG5	6807	USTR	5,000,000.00	2.460	09/05/2019	03/07/2019	182	66	4,980,800.00		4,937,816.67	4,977,450.00
912796SG5	6808	USTR	5,000,000.00	2.455	09/05/2019	03/07/2019	182	66	4,980,800.00		4,937,943.06	4,977,495.83
912796SD2	6811	USTR	5,000,000.00	2.442	02/27/2020	03/08/2019	356	241	4,934,800.00		4,879,256.67	4,918,260.84

**County Pool 2018-2019
Portfolio Management
Investment Status Report - Investments
June 30, 2019**

CUSIP	Investment #	Issuer	Par Value	Stated Rate	Maturity Date	Purchase Date	Term	Days to Maturity	Market Value	Accrued Interest At Purchase	Current Principal	Book Value
Treasury Discounts -Amortizing												
912796SJ9	6818	USTR	5,000,000.00	2.435	09/19/2019	03/21/2019	182	80	4,976,900.00		4,938,448.61	4,972,944.44
912796SJ9	6819	USTR	5,000,000.00	2.435	09/19/2019	03/21/2019	182	80	4,976,900.00		4,938,448.61	4,972,944.44
912796SL4	6841	USTR	10,000,000.00	2.383	10/03/2019	04/08/2019	178	94	9,945,400.00		9,882,173.89	9,937,777.22
912796RM3	6882	USTR	5,000,000.00	2.365	11/07/2019	05/09/2019	182	129	4,963,050.00		4,940,218.06	4,957,627.09
912796SQ3	6883	USTR	5,000,000.00	2.363	10/31/2019	05/09/2019	175	122	4,965,750.00		4,942,578.13	4,959,968.75
912796SS9	6894	USTR	5,000,000.00	2.310	11/14/2019	05/28/2019	170	136	4,961,200.00		4,945,458.33	4,956,366.66
912796ST7	6895	USTR	5,000,000.00	2.310	11/21/2019	05/28/2019	177	143	4,959,100.00		4,943,212.50	4,954,120.83
912796SY6	6904	USTR	10,000,000.00	2.040	12/26/2019	06/27/2019	182	178	9,898,800.00		9,896,866.67	9,899,133.34
Treasury Discounts -Amortizing Totals			165,000,000.00				234	108	163,994,350.00	0.00	162,393,208.62	163,804,625.15
Federal Agency Coupon - Callables												
3133EF2L0	6063	FFCB	5,000,000.00	1.400	04/13/2020	04/13/2016	1,461	287	4,970,850.00		5,000,000.00	5,000,000.00
3133EF3P0	6067	FFCB	6,003,000.00	1.490	07/20/2020	04/20/2016	1,552	385	5,981,209.11		6,000,538.77	6,002,390.32
3133EGAE5	6088	FFCB	5,000,000.00	1.360	02/18/2020	05/18/2016	1,371	232	4,980,650.00		4,995,000.00	4,999,159.26
3133EGDW2	6099	FFCB	5,000,000.00	1.520	06/08/2020	06/08/2016	1,461	343	4,979,600.00		5,000,000.00	5,000,000.00
3133EGEU5	6101	FFCB	5,000,000.00	1.540	12/14/2020	06/14/2016	1,644	532	4,956,100.00		5,000,000.00	5,000,000.00
3133EGHP3	6112	FFCB	5,000,000.00	1.420	06/29/2020	06/29/2016	1,461	364	4,970,150.00		5,000,000.00	5,000,000.00
3133EGJR7	6118	FFCB	5,000,000.00	1.020	07/05/2019	07/05/2016	1,095	4	4,999,350.00		5,000,000.00	5,000,000.00
3133EGA62	6158	FFCB	5,000,000.00	1.160	11/01/2019	11/04/2016	1,092	123	4,987,350.00	Received	4,996,750.00	4,999,637.88
3133EG4F9	6237	FFCB	5,000,000.00	1.930	01/19/2021	01/19/2017	1,461	568	5,000,050.00		4,999,500.00	4,999,806.25
3133EHEJ8	6313	FFCB	5,000,000.00	1.625	01/03/2020	04/18/2017	990	186	4,991,000.00	Received	5,000,000.00	5,000,000.00
3133EJCK3	6656	FFCB	5,600,000.00	2.470	02/12/2021	02/12/2018	1,096	592	5,600,168.00		5,600,000.00	5,600,000.00
3133EKRP3	6903	FFCB	5,000,000.00	2.220	06/21/2024	06/21/2019	1,827	1,817	5,008,950.00		5,000,000.00	5,000,000.00
3130A7RA5	6068	FHLB	5,000,000.00	1.650	01/22/2021	04/22/2016	1,736	571	4,980,850.00		5,000,000.00	5,000,000.00
3130AANA2	6240	FHLB	5,000,000.00	1.750	07/30/2020	01/30/2017	1,277	395	4,988,400.00		5,000,000.00	5,000,000.00
3130AB3T1	6342	FHLB	5,000,000.00	1.750	07/24/2020	04/24/2017	1,187	389	4,987,700.00		5,000,000.00	5,000,000.00
3130ABNQ5	6440	FHLB	5,000,000.00	1.625	06/26/2020	06/29/2017	1,093	361	4,985,650.00	Received	4,992,500.00	4,997,527.86
3130ABVU7	6469	FHLB	5,000,000.00	1.625	07/27/2020	07/27/2017	1,096	392	4,980,500.00		5,000,000.00	5,000,000.00
3130AC6P4	6483	FHLB	5,000,000.00	2.160	08/17/2022	08/17/2017	1,826	1,143	5,001,600.00		5,000,000.00	5,000,000.00
3130ABB21	6489	FHLB	5,000,000.00	1.375	07/26/2019	08/23/2017	702	25	4,996,950.00	Received	4,997,600.00	4,999,913.42
3130A6JG3	6525	FHLB	5,000,000.00	1.700	04/14/2020	09/21/2017	936	288	4,985,950.00	Received	4,998,750.00	4,999,616.74
3130ACGC2	6548	FHLB	5,000,000.00	1.500	09/27/2019	09/27/2017	730	88	4,991,200.00		4,997,000.00	4,999,641.67
3130ACGC2	6549	FHLB	5,000,000.00	1.500	09/27/2019	09/27/2017	730	88	4,991,200.00		5,000,000.00	5,000,000.00
3130ACDU5	6563	FHLB	1,960,000.00	1.800	06/29/2021	09/29/2017	1,369	729	1,957,608.80		1,955,884.00	1,957,810.90
3130ACHQ0	6570	FHLB	5,000,000.00	1.750	10/19/2020	10/19/2017	1,096	476	4,986,000.00		4,996,000.00	4,998,266.67

**County Pool 2018-2019
Portfolio Management
Investment Status Report - Investments
June 30, 2019**

CUSIP	Investment #	Issuer	Par Value	Stated Rate	Maturity Date	Purchase Date	Term	Days to Maturity	Market Value	Accrued Interest At Purchase	Current Principal	Book Value
Federal Agency Coupon - Callables												
3130ACKD5	6572	FHLB	5,000,000.00	2.250	10/24/2022	10/24/2017	1,826	1,211	5,000,750.00		5,000,000.00	5,000,000.00
3130ACN83	6578	FHLB	5,000,000.00	1.700	05/15/2020	10/30/2017	928	319	4,985,450.00		4,997,000.00	4,998,970.49
3130ACUK8	6587	FHLB	5,000,000.00	2.000	05/28/2021	11/28/2017	1,277	697	5,006,150.00		5,000,000.00	5,000,000.00
3130ACV43	6602	FHLB	4,250,000.00	2.125	11/26/2021	12/08/2017	1,449	879	4,251,402.50	Received	4,243,200.00	4,245,880.95
3130ACNM2	6605	FHLB	5,000,000.00	2.280	10/26/2022	12/11/2017	1,780	1,213	5,000,250.00	Received	4,981,250.00	4,987,232.91
3130ACZE7	6609	FHLB	5,000,000.00	2.000	06/12/2020	12/12/2017	913	347	4,998,650.00		5,000,000.00	5,000,000.00
3130ACN83	6621	FHLB	5,000,000.00	1.700	05/15/2020	12/19/2017	878	319	4,985,450.00	Received	4,971,000.00	4,989,484.99
3130AD6W7	6630	FHLB	5,000,000.00	2.510	12/29/2022	01/05/2018	1,819	1,277	5,005,600.00	Received	4,997,250.00	4,998,071.63
3130ADVF9	6642	FHLB	5,000,000.00	2.250	01/29/2021	01/29/2018	1,096	578	4,998,300.00		5,000,000.00	5,000,000.00
3130ADC26	6643	FHLB	5,000,000.00	2.200	01/29/2021	01/29/2018	1,096	578	4,995,350.00		5,000,000.00	5,000,000.00
3130ADCP5	6669	FHLB	5,540,000.00	2.350	01/25/2022	03/07/2018	1,420	939	5,540,000.00	Received	5,479,060.00	5,499,722.06
3130ADG48	6672	FHLB	5,000,000.00	2.250	01/29/2021	03/08/2018	1,058	578	5,000,900.00	Received	4,962,200.00	4,979,375.22
3130ADG48	6690	FHLB	5,000,000.00	2.250	01/29/2021	04/10/2018	1,025	578	5,000,900.00	Received	4,962,500.00	4,978,889.99
3130AE4Y3	6700	FHLB	5,000,000.00	2.540	04/30/2020	04/30/2018	731	304	5,000,150.00		5,000,000.00	5,000,000.00
3130AFZ59	6817	FHLB	5,000,000.00	2.500	12/18/2020	03/18/2019	641	536	5,006,600.00		5,000,000.00	5,000,000.00
3130AGE68	6881	FHLB	5,000,000.00	2.625	11/09/2021	05/09/2019	915	862	5,001,450.00		4,999,250.00	4,999,293.33
3130AGMK8	6905	FHLB	5,000,000.00	2.220	06/28/2024	06/28/2019	1,827	1,824	5,005,450.00		5,000,000.00	5,000,000.00
3134G8VN6	6056	FHLMC	1,000,000.00	1.600	03/29/2021	03/31/2016	1,824	637	995,160.00	Received	1,000,000.00	1,000,000.00
3134G8W21	6059	FHLMC	7,000,000.00	1.375	12/30/2019	04/08/2016	1,361	182	6,971,160.00		7,000,000.00	7,000,000.00
3134G9AP2	6069	FHLMC	4,540,000.00	1.200	07/26/2019	04/26/2016	1,186	25	4,536,640.40		4,540,000.00	4,540,000.00
3134G8WH8	6070	FHLMC	5,250,000.00	1.400	04/27/2020	04/27/2016	1,461	301	5,226,585.00		5,250,000.00	5,250,000.00
3134G9AH0	6072	FHLMC	5,000,000.00	1.300	01/27/2020	04/27/2016	1,370	210	4,975,650.00		5,000,000.00	5,000,000.00
3134G9AH0	6073	FHLMC	4,000,000.00	1.300	01/27/2020	04/27/2016	1,370	210	3,980,520.00		4,000,000.00	4,000,000.00
3134G9BA4	6074	FHLMC	4,250,000.00	1.370	07/28/2020	04/28/2016	1,552	393	4,225,477.50		4,250,000.00	4,250,000.00
3134G9DF1	6080	FHLMC	5,000,000.00	1.410	02/04/2020	05/04/2016	1,371	218	4,979,300.00		5,000,000.00	5,000,000.00
3134G9GS0	6093	FHLMC	5,000,000.00	1.250	08/26/2019	05/26/2016	1,187	56	4,992,200.00		5,000,000.00	5,000,000.00
3134G9UM7	6113	FHLMC	5,000,000.00	1.625	06/30/2021	06/30/2016	1,826	730	4,984,200.00		5,000,000.00	5,000,000.00
3134GA7A6	6265	FHLMC	5,000,000.00	1.500	09/09/2019	03/09/2017	914	70	4,992,650.00		5,000,000.00	5,000,000.00
3134GBAG7	6297	FHLMC	5,000,000.00	1.750	06/29/2020	04/11/2017	1,175	364	4,991,600.00	Received	5,000,000.00	5,000,000.00
3134GBFV9	6354	FHLMC	5,000,000.00	2.250	04/27/2020	04/27/2017	1,096	301	5,012,100.00		5,000,000.00	5,000,000.00
3134GBTG7	6449	FHLMC	5,000,000.00	1.875	03/29/2021	07/03/2017	1,365	637	4,999,450.00	Received	4,997,500.00	4,998,833.58
3134GBWE8	6454	FHLMC	5,000,000.00	2.000	06/29/2021	07/14/2017	1,446	729	5,001,650.00	Received	4,996,250.00	4,998,110.53
3134GBUG5	6464	FHLMC	5,000,000.00	1.625	06/29/2020	07/21/2017	1,074	364	4,985,850.00	Received	4,996,250.00	4,998,731.10
3134GBB35	6477	FHLMC	5,000,000.00	1.700	08/10/2020	08/10/2017	1,096	406	4,986,150.00		5,000,000.00	5,000,000.00
3134GBE65	6498	FHLMC	5,000,000.00	2.050	08/26/2022	08/30/2017	1,822	1,152	5,001,600.00		5,000,000.00	5,000,000.00

**County Pool 2018-2019
Portfolio Management
Investment Status Report - Investments
June 30, 2019**

CUSIP	Investment #	Issuer	Par Value	Stated Rate	Maturity Date	Purchase Date	Term	Days to Maturity	Market Value	Accrued Interest At Purchase	Current Principal	Book Value
Federal Agency Coupon - Callables												
3134GBM33	6547	FHLMC	5,000,000.00	1.500	09/27/2019	09/27/2017	730	88	4,991,000.00		4,997,000.00	4,999,641.67
3134GBL83	6550	FHLMC	5,000,000.00	1.600	03/27/2020	09/27/2017		270	4,985,400.00		5,000,000.00	5,000,000.00
3134GBN32	6556	FHLMC	4,100,000.00	1.700	09/28/2020	09/28/2017	1,096	455	4,089,586.00		4,097,950.00	4,099,151.53
3134GBF64	6557	FHLMC	5,000,000.00	1.600	09/28/2020	09/28/2017	1,096	455	4,981,000.00		5,000,000.00	5,000,000.00
3134GBN40	6562	FHLMC	5,000,000.00	1.625	06/29/2020	09/29/2017	1,004	364	4,985,850.00		5,000,000.00	5,000,000.00
3134GBH21	6564	FHLMC	5,000,000.00	1.700	09/29/2020	09/29/2017	1,096	456	4,980,450.00		4,989,000.00	4,995,437.04
3134GBP89	6575	FHLMC	5,000,000.00	1.850	04/26/2021	10/26/2017	1,278	665	5,002,300.00		5,000,000.00	5,000,000.00
3134GB3B6	6596	FHLMC	5,000,000.00	2.000	02/26/2021	12/07/2017	1,177	606	5,000,200.00	Received	4,995,250.00	4,997,561.48
3134GB7G1	6624	FHLMC	5,000,000.00	2.250	12/21/2022	12/21/2017	1,826	1,269	5,004,050.00		5,000,000.00	5,000,000.00
3134GSAC9	6627	FHLMC	5,000,000.00	2.050	12/28/2020	12/28/2017	1,096	546	5,009,000.00		5,000,000.00	5,000,000.00
3134GBX80	6648	FHLMC	5,000,000.00	2.300	11/14/2022	02/07/2018	1,741	1,232	5,001,950.00	Received	4,922,000.00	4,944,895.75
3134GSCD5	6652	FHLMC	5,000,000.00	2.550	01/30/2023	02/08/2018	1,817	1,309	5,001,400.00	Received	4,956,500.00	4,968,710.10
3134GSCM5	6664	FHLMC	7,850,000.00	2.700	02/28/2023	02/28/2018	1,826	1,338	7,853,061.50		7,828,020.00	7,833,917.97
3134G9ZN0	6679	FHLMC	5,000,000.00	2.000	06/30/2020	03/28/2018	825	365	5,000,350.00	Received	4,933,000.00	4,970,378.08
3134GTAS2	6825	FHLMC	5,000,000.00	2.500	03/25/2022	03/25/2019	1,096	998	5,017,350.00		5,000,000.00	5,000,000.00
3134GTAW3	6830	FHLMC	5,000,000.00	2.550	03/27/2024	03/27/2019	1,827	1,731	5,015,000.00		5,000,000.00	5,000,000.00
3134GTEX7	6839	FHLMC	5,000,000.00	2.500	04/08/2021	04/08/2019	731	647	5,005,000.00		5,000,000.00	5,000,000.00
3134GTEW9	6840	FHLMC	5,000,000.00	2.500	04/08/2022	04/08/2019	1,096	1,012	5,020,250.00		5,000,000.00	5,000,000.00
3134GTFW8	6866	FHLMC	5,000,000.00	2.560	07/24/2023	04/24/2019	1,552	1,484	5,026,100.00		5,000,000.00	5,000,000.00
3134GTLC5	6884	FHLMC	5,000,000.00	2.520	11/10/2022	05/10/2019	1,280	1,228	5,014,750.00		5,000,000.00	5,000,000.00
3134GTEW9	6888	FHLMC	5,571,000.00	2.500	04/08/2022	05/10/2019	1,064	1,012	5,593,562.55	12,380.00	5,571,000.00	5,571,000.00
3134GTNN9	6891	FHLMC	5,000,000.00	2.500	05/22/2023	05/22/2019	1,461	1,421	5,014,700.00		5,000,000.00	5,000,000.00
3134GTNL3	6892	FHLMC	5,000,000.00	2.500	05/23/2022	05/23/2019	1,096	1,057	5,003,550.00		5,000,000.00	5,000,000.00
3134GTNP4	6893	FHLMC	5,000,000.00	2.500	05/27/2021	05/28/2019	730	696	5,008,800.00		5,000,000.00	5,000,000.00
3134GTRA3	6896	FHLMC	5,000,000.00	2.375	06/03/2022	06/03/2019	1,096	1,068	5,011,000.00		5,000,000.00	5,000,000.00
3134GTRL9	6897	FHLMC	5,000,000.00	2.350	03/04/2022	06/04/2019	1,004	977	5,006,350.00		5,000,000.00	5,000,000.00
3134GTRM7	6900	FHLMC	5,000,000.00	2.520	06/11/2024	06/11/2019	1,827	1,807	5,008,700.00		5,000,000.00	5,000,000.00
3134GTTY9	6901	FHLMC	10,000,000.00	2.330	06/17/2024	06/17/2019	1,827	1,813	10,004,700.00		10,000,000.00	10,000,000.00
3134GTUF8	6902	FHLMC	10,000,000.00	2.250	06/19/2023	06/19/2019	1,461	1,449	10,007,600.00		10,000,000.00	10,000,000.00
3136G3MG7	6085	FNMA	5,000,000.00	1.500	05/18/2020	05/18/2016	1,461	322	4,977,050.00		5,000,000.00	5,000,000.00
3136G3TN5	6114	FNMA	5,000,000.00	1.210	12/30/2019	06/30/2016	1,278	182	4,977,500.00		5,000,000.00	5,000,000.00
3136G3ZT5	6136	FNMA	5,000,000.00	2.000	07/26/2019	07/26/2016	1,095	25	4,999,000.00		5,000,000.00	5,000,000.00
3135G0M91	6138	FNMA	5,000,000.00	1.125	07/26/2019	08/10/2016	1,080	25	4,996,000.00	Received	4,995,700.00	4,999,899.16
3136G3U86	6143	FNMA	5,000,000.00	1.300	08/25/2020	08/25/2016	1,461	421	4,962,850.00		5,000,000.00	5,000,000.00
3136G4DR1	6152	FNMA	5,000,000.00	1.100	10/17/2019	10/17/2016	1,095	108	4,983,850.00		4,992,500.00	4,999,263.89

**County Pool 2018-2019
Portfolio Management
Investment Status Report - Investments
June 30, 2019**

CUSIP	Investment #	Issuer	Par Value	Stated Rate	Maturity Date	Purchase Date	Term	Days to Maturity	Market Value	Accrued Interest At Purchase	Current Principal	Book Value
Federal Agency Coupon - Callables												
3136G4GU1	6177	FNMA	5,000,000.00	1.400	11/25/2019	11/30/2016	1,090	147	4,984,700.00	Received	4,983,000.00	4,997,722.79
3136G3K53	6178	FNMA	5,000,000.00	1.260	08/02/2019	12/02/2016	973	32	4,995,600.00	Received	4,972,500.00	4,999,111.98
3136G4JR5	6223	FNMA	5,000,000.00	1.625	03/27/2020	12/27/2016	1,186	270	4,985,700.00		5,000,000.00	5,000,000.00
3136G4KD4	6224	FNMA	5,000,000.00	1.750	06/29/2020	12/29/2016	1,278	364	4,995,900.00		5,000,000.00	5,000,000.00
3136G4KD4	6225	FNMA	5,000,000.00	1.750	06/29/2020	12/29/2016	1,278	364	4,995,900.00		4,995,000.00	4,998,579.37
3136G4KW2	6247	FNMA	3,200,000.00	1.650	02/14/2020	02/14/2017	1,095	228	3,191,872.00		3,200,000.00	3,200,000.00
3136G4KQ5	6252	FNMA	5,000,000.00	1.650	01/17/2020	03/03/2017	1,050	200	4,987,400.00	Received	4,990,850.00	4,998,265.57
3136G4GF4	6586	FNMA	3,700,000.00	1.550	10/28/2021	11/27/2017	1,431	850	3,679,835.00	Received	3,622,115.00	3,653,798.91
3136G4RH8	6644	FNMA	5,000,000.00	2.200	01/27/2021	01/30/2018	1,093	576	5,025,550.00		4,996,750.00	4,998,292.01
3136G3Y25	6649	FNMA	5,000,000.00	1.500	08/25/2021	02/07/2018	1,295	786	4,971,100.00	Received	4,840,000.00	4,903,098.59
Federal Agency Coupon - Callables Totals			523,814,000.00				1,269	630	523,232,598.36	12,380.00	523,030,367.77	523,395,093.64
Investment Totals			1,692,830,712.00				648	289	1,689,093,752.52	81,175.86	1,682,991,981.19	1,688,733,782.07



Monthly Purchases Report Sorted by Fund - Fund April 1, 2019 - June 30, 2019

CUSIP	Investment #	Fund	Sec. Type	Issuer	Original Par Value	Purchase Date	Payment Periods	Principal Purchased	Accrued Interest at Purchase	Rate at Purchase	Maturity Date	YTM	Ending Book Value
Treasurer's Pooled Investments													
313384HP7	6835	1	AFD	FHDN	5,000,000.00	04/02/2019	07/01 - At Maturity	4,970,187.50		2.385	07/01/2019	2.433	5,000,000.00
313384MB2	6838	1	AFD	FHDN	5,000,000.00	04/02/2019	09/23 - At Maturity	4,942,121.00		2.395	09/23/2019	2.457	4,972,058.41
313384HQ5	6836	1	AFD	FHLBDN	5,000,000.00	04/02/2019	07/02 - At Maturity	4,969,856.25		2.385	07/02/2019	2.433	4,999,668.75
313384MC0	6837	1	AFD	FHLBDN	5,000,000.00	04/02/2019	09/24 - At Maturity	4,941,788.19		2.395	09/24/2019	2.457	4,971,725.69
3134GTEX7	6839	1	MC1	FHLMC	5,000,000.00	04/08/2019	10/08 - 04/08	5,000,000.00		2.500	04/08/2021	2.500	5,000,000.00
3134GTEW9	6840	1	MC1	FHLMC	5,000,000.00	04/08/2019	10/08 - 04/08	5,000,000.00		2.500	04/08/2022	2.500	5,000,000.00
912796SL4	6841	1	ATD	USTR	10,000,000.00	04/08/2019	10/03 - At Maturity	9,882,173.89		2.383	10/03/2019	2.445	9,937,777.22
313384KA6	6842	1	AFD	FHDN	5,000,000.00	04/10/2019	08/05 - At Maturity	4,961,406.25		2.375	08/05/2019	2.427	4,988,454.86
313384GG8	6844	1	AFD	FHDN	10,000,000.00	04/10/2019	05/31 - At Maturity	9,966,354.17		2.375	05/31/2019	2.416	0.00
313384KB4	6843	1	AFD	FHLBDN	5,000,000.00	04/10/2019	08/06 - At Maturity	4,961,076.39		2.375	08/06/2019	2.427	4,988,125.00
313384HY8	6845	1	AFD	FHDN	5,000,000.00	04/11/2019	07/10 - At Maturity	4,970,187.50		2.385	07/10/2019	2.433	4,997,018.75
313384HX0	6846	1	AFD	FHDN	5,000,000.00	04/11/2019	07/09 - At Maturity	4,970,518.75		2.385	07/09/2019	2.432	4,997,350.00
313384LB3	6847	1	AFD	FHDN	10,000,000.00	04/15/2019	08/30 - At Maturity	9,909,427.78		2.380	08/30/2019	2.435	9,960,333.33
912828J50	6848	1	TRC	USTR	10,000,000.00	04/15/2019	08/31 - 02/29	9,907,031.25	17,187.50	1.375	02/29/2020	2.455	9,929,401.86
313312UY4	6849	1	AFD	FFCBND	5,000,000.00	04/16/2019	03/30 - At Maturity	4,884,636.11		2.380	03/30/2020	2.456	4,909,758.33
313384KC2	6851	1	AFD	FHDN	10,000,000.00	04/16/2019	08/07 - At Maturity	9,924,980.56		2.390	08/07/2019	2.442	9,975,436.11
313384KE8	6852	1	AFD	FHDN	5,000,000.00	04/16/2019	08/09 - At Maturity	4,961,826.39		2.390	08/09/2019	2.442	4,987,054.17
912796VF3	6850	1	ATD	USTR	10,000,000.00	04/16/2019	06/11 - At Maturity	9,963,055.56		2.375	06/11/2019	2.417	0.00
313384LP2	6855	1	AFD	FHDN	5,000,000.00	04/17/2019	09/11 - At Maturity	4,951,102.08		2.395	09/11/2019	2.452	4,976,050.00
313384MD8	6853	1	AFD	FHLBDN	5,000,000.00	04/17/2019	09/25 - At Maturity	4,946,445.14		2.395	09/25/2019	2.455	4,971,393.06
313384LN7	6854	1	AFD	FHLBDN	5,000,000.00	04/17/2019	09/10 - At Maturity	4,951,434.72		2.395	09/10/2019	2.452	4,976,382.64
313384MU0	6857	1	AFD	FHDN	5,000,000.00	04/18/2019	10/10 - At Maturity	4,941,666.67		2.400	10/10/2019	2.462	4,966,333.34
313384LN7	6856	1	AFD	FHLBDN	5,000,000.00	04/18/2019	09/10 - At Maturity	4,951,666.67		2.400	09/10/2019	2.457	4,976,333.33
313384HH5	6858	1	AFD	FHLBDN	5,000,000.00	04/18/2019	06/25 - At Maturity	4,977,427.78		2.390	06/25/2019	2.434	0.00
912828J8	6859	1	TRC	USTR	5,000,000.00	04/22/2019	07/15 - 01/15	4,944,531.25	20,096.69	1.500	07/15/2020	2.418	4,953,159.72
912828L32	6860	1	TRC	USTR	5,000,000.00	04/22/2019	08/31 - 02/29	4,931,054.69	9,901.49	1.375	08/31/2020	2.414	4,940,765.30
9128282V1	6861	1	TRC	USTR	5,000,000.00	04/22/2019	09/15 - 03/15	4,929,687.50	7,099.18	1.375	09/15/2020	2.404	4,939,300.54
313384LF4	6862	1	AFD	FHDN	5,000,000.00	04/23/2019	09/03 - At Maturity	4,955,481.94		2.410	09/03/2019	2.465	4,978,577.78
313384LJ6	6865	1	AFD	FHDN	5,000,000.00	04/23/2019	09/06 - At Maturity	4,954,477.78		2.410	09/06/2019	2.466	4,977,573.61
313384LG2	6864	1	AFD	FHLBDN	5,000,000.00	04/23/2019	09/04 - At Maturity	4,955,147.22		2.410	09/04/2019	2.466	4,978,243.05
313384MK2	6868	1	AFD	FHDN	5,000,000.00	04/24/2019	10/01 - At Maturity	4,946,666.67		2.400	10/01/2019	2.460	4,969,333.34
313384MD8	6867	1	AFD	FHLBDN	5,000,000.00	04/24/2019	09/25 - At Maturity	4,948,666.67		2.400	09/25/2019	2.459	4,971,333.34

**Monthly
Purchases Report
April 1, 2019 - June 30, 2019**

CUSIP	Investment #	Fund	Sec. Type	Issuer	Original Par Value	Purchase Date	Payment Periods	Principal Purchased	Accrued Interest at Purchase	Rate at Purchase	Maturity Date	YTM	Ending Book Value
Treasurer's Pooled Investments													
3134GTFW8	6866	1	MC1	FHLMC	5,000,000.00	04/24/2019	07/24 - 01/24	5,000,000.00		2.560	07/24/2023	2.561	5,000,000.00
313384KH1	6869	1	AFD	FHDN	5,000,000.00	04/25/2019	08/12 - At Maturity	4,963,742.36		2.395	08/12/2019	2.446	4,986,029.17
313384JL4	6871	1	AFD	FHDN	5,000,000.00	04/25/2019	07/22 - At Maturity	4,970,605.56		2.405	07/22/2019	2.453	4,992,985.42
313384MS5	6872	1	AFD	FHDN	5,000,000.00	04/25/2019	10/08 - At Maturity	4,944,897.22		2.390	10/08/2019	2.450	4,967,137.50
313384RU5	6870	1	AFD	FHLBDN	5,000,000.00	04/25/2019	01/14 - At Maturity	4,913,466.67		2.360	01/14/2020	2.426	4,935,427.78
313384ST7	6873	1	AFD	FHDN	5,000,000.00	05/06/2019	02/06 - At Maturity	4,911,066.67		2.320	02/06/2020	2.385	4,929,111.11
313384LY3	6874	1	AFD	FHDN	5,000,000.00	05/06/2019	09/20 - At Maturity	4,954,904.15		2.370	09/20/2019	2.425	4,973,337.49
313384NJ4	6880	1	AFD	FHDN	5,000,000.00	05/07/2019	10/24 - At Maturity	4,944,159.72		2.365	10/24/2019	3.766	4,962,225.69
313384JH3	6875	1	AFD	FHLBDN	5,000,000.00	05/07/2019	07/19 - At Maturity	4,975,818.75		2.385	07/19/2019	2.430	4,994,037.50
3130AGE68	6881	1	MC1	FHLB	5,000,000.00	05/09/2019	11/09 - 05/09	4,999,250.00		2.625	11/09/2021	2.631	4,999,293.33
912796RM3	6882	1	ATD	USTR	5,000,000.00	05/09/2019	11/07 - At Maturity	4,940,218.06		2.365	11/07/2019	2.427	4,957,627.09
912796SQ3	6883	1	ATD	USTR	5,000,000.00	05/09/2019	10/31 - At Maturity	4,942,578.13		2.363	10/31/2019	2.423	4,959,968.75
313384NS4	6887	1	AFD	FHDN	5,000,000.00	05/10/2019	11/01 - At Maturity	4,942,881.94		2.350	11/01/2019	2.410	4,959,854.16
3134GTLC5	6884	1	MC1	FHLMC	5,000,000.00	05/10/2019	08/10 - 02/10	5,000,000.00		2.520	11/10/2022	0.646	5,000,000.00
3134GTEW9	6888	1	MC1	FHLMC	5,571,000.00	05/10/2019	10/08 - 04/08	5,571,000.00	12,380.00	2.500	04/08/2022	2.500	5,571,000.00
313384LN7	6889	1	AFD	FHLBDN	5,000,000.00	05/14/2019	09/10 - At Maturity	4,960,911.81		2.365	09/10/2019	2.417	4,976,678.47
313384PK9	6890	1	AFD	FHDN	5,000,000.00	05/15/2019	11/18 - At Maturity	4,938,705.56			11/18/2019	2.422	4,954,111.11
3134GTNN9	6891	1	MC1	FHLMC	5,000,000.00	05/22/2019	11/22 - 05/22	5,000,000.00		2.500	05/22/2023	2.500	5,000,000.00
3134GTNL3	6892	1	MC1	FHLMC	5,000,000.00	05/23/2019	11/23 - 05/23	5,000,000.00		2.500	05/23/2022	2.826	5,000,000.00
3134GTNP4	6893	1	MC1	FHLMC	5,000,000.00	05/28/2019	11/27 - 05/27	5,000,000.00		2.500	05/27/2021	2.500	5,000,000.00
912796SS9	6894	1	ATD	USTR	5,000,000.00	05/28/2019	11/14 - At Maturity	4,945,458.33		2.310	11/14/2019	2.368	4,956,366.66
912796ST7	6895	1	ATD	USTR	5,000,000.00	05/28/2019	11/21 - At Maturity	4,943,212.50		2.310	11/21/2019	2.369	4,954,120.83
3134GTRA3	6896	1	MC1	FHLMC	5,000,000.00	06/03/2019	12/03 - 06/03	5,000,000.00		2.375	06/03/2022	2.375	5,000,000.00
3134GTRL9	6897	1	MC1	FHLMC	5,000,000.00	06/04/2019	09/04 - 03/04	5,000,000.00		2.350	03/04/2022	2.351	5,000,000.00
313384LR8	6898	1	AFD	FHDN	5,000,000.00	06/10/2019	09/13 - At Maturity	4,970,510.40		2.235	09/13/2019	2.279	4,977,029.15
313384LP2	6899	1	AFD	FHDN	5,000,000.00	06/10/2019	09/11 - At Maturity	4,971,131.25		2.235	09/11/2019	2.279	4,977,650.00
3134GTRM7	6900	1	MC1	FHLMC	5,000,000.00	06/11/2019	12/11 - 06/11	5,000,000.00		2.520	06/11/2024	2.520	5,000,000.00
3134GTTY9	6901	1	MC1	FHLMC	10,000,000.00	06/17/2019	12/17 - 06/17	10,000,000.00		2.330	06/17/2024	2.330	10,000,000.00
3134GTUF8	6902	1	MC1	FHLMC	10,000,000.00	06/19/2019	12/19 - 06/19	10,000,000.00		2.250	06/19/2023	2.250	10,000,000.00
3133EKRP3	6903	1	MC1	FFCB	5,000,000.00	06/21/2019	12/21 - 06/21	5,000,000.00		2.220	06/21/2024	2.220	5,000,000.00
912796SY6	6904	1	ATD	USTR	10,000,000.00	06/27/2019	12/26 - At Maturity	9,896,866.67		2.040	12/26/2019	2.090	9,899,133.34
3130AGMK8	6905	1	MC1	FHLB	5,000,000.00	06/28/2019	12/28 - 06/28	5,000,000.00		2.220	06/28/2024	2.220	5,000,000.00
Subtotal					365,571,000.00			362,973,470.07	66,664.86				339,072,066.08
Total Purchases					365,571,000.00			362,973,470.07	66,664.86				339,072,066.08

Monthly
Purchases Report
April 1, 2019 - June 30, 2019

CUSIP	Investment #	Fund	Sec. Type	Issuer	Original Par Value	Purchase Date	Payment Periods	Principal Purchased	Accrued Interest at Purchase	Rate at Purchase	Maturity Date	YTM	Ending Book Value
-------	--------------	------	--------------	--------	-----------------------	------------------	-----------------	------------------------	---------------------------------	---------------------	------------------	-----	----------------------



**Monthly
Maturity Report
Sorted by Maturity Date
Amounts due during April 1, 2019 - June 30, 2019**

CUSIP	Investment #	Fund	Sec. Type	Issuer	Par Value	Maturity Date	Purchase Date	Rate at Maturity	Book Value at Maturity	Interest	Maturity Proceeds	Net Income
912796RH4	6749	1	ATD	USTR	5,000,000.00	04/18/2019	12/04/2018	2.435	5,000,000.00	0.00	5,000,000.00	0.00
313384ER6	6715	1	AFD	FHDN	3,000,000.00	04/22/2019	08/24/2018	2.260	3,000,000.00	0.00	3,000,000.00	0.00
912796QC6	6754	1	ATD	USTR	5,000,000.00	04/25/2019	12/06/2018	2.430	5,000,000.00	0.00	5,000,000.00	0.00
313312EV8	6824	1	AFD	FCDN	5,000,000.00	04/26/2019	03/22/2019	2.430	5,000,000.00	0.00	5,000,000.00	0.00
3136G3F59	6135	1	MC1	FNMA	5,000,000.00	04/26/2019	07/26/2016	1.060	5,000,000.00	26,500.00	5,026,500.00	26,500.00
313384EY1	6768	1	AFD	FHDN	5,000,000.00	04/29/2019	12/14/2018	2.460	5,000,000.00	0.00	5,000,000.00	0.00
313312EZ9	6826	1	AFD	FCDN	5,000,000.00	04/30/2019	03/26/2019	2.410	5,000,000.00	0.00	5,000,000.00	0.00
912828D23	6724	1	TRC	USTR	5,000,000.00	04/30/2019	09/21/2018	1.625	5,000,000.00	40,625.00	5,040,625.00	40,625.00
313312FA3	6704	1	AFD	FCDN	10,000,000.00	05/01/2019	06/08/2018	2.240	10,000,000.00	0.00	10,000,000.00	0.00
313384FA2	6769	1	AFD	FHDN	5,000,000.00	05/01/2019	12/14/2018	2.460	5,000,000.00	0.00	5,000,000.00	0.00
912796RJ0	6734	1	ATD	USTR	5,000,000.00	05/02/2019	11/08/2018	2.425	5,000,000.00	0.00	5,000,000.00	0.00
912796RJ0	6738	1	ATD	USTR	5,000,000.00	05/02/2019	11/28/2018	2.420	5,000,000.00	0.00	5,000,000.00	0.00
912796RJ0	6747	1	ATD	USTR	5,000,000.00	05/02/2019	12/03/2018	2.441	5,000,000.00	0.00	5,000,000.00	0.00
313384FC8	6775	1	AFD	FHDN	5,000,000.00	05/03/2019	12/20/2018	2.460	5,000,000.00	0.00	5,000,000.00	0.00
313384FC8	6777	1	AFD	FHDN	5,000,000.00	05/03/2019	12/20/2018	2.465	5,000,000.00	0.00	5,000,000.00	0.00
313312FF2	6752	1	AFD	FCDN	5,000,000.00	05/06/2019	12/04/2018	2.490	5,000,000.00	0.00	5,000,000.00	0.00
313384FG9	6774	1	AFD	FHDN	5,000,000.00	05/07/2019	12/19/2018	2.470	5,000,000.00	0.00	5,000,000.00	0.00
912796RP6	6735	1	ATD	USTR	5,000,000.00	05/09/2019	11/13/2018	2.445	5,000,000.00	0.00	5,000,000.00	0.00
912796RP6	6742	1	ATD	USTR	5,000,000.00	05/09/2019	11/30/2018	2.440	5,000,000.00	0.00	5,000,000.00	0.00
313384FN4	6778	1	AFD	FHDN	5,000,000.00	05/13/2019	12/20/2018	2.470	5,000,000.00	0.00	5,000,000.00	0.00
3133EHJG9	6375	1	FAC	FFCB	5,000,000.00	05/15/2019	05/15/2017	1.400	5,000,000.00	35,000.00	5,035,000.00	35,000.00
912828R44	6197	1	TRC	USTR	5,000,000.00	05/15/2019	12/13/2016	0.875	5,000,000.00	21,875.00	5,021,875.00	21,875.00
313384FR5	6701	1	AFD	FHDN	10,000,000.00	05/16/2019	05/25/2018	2.250	10,000,000.00	0.00	10,000,000.00	0.00
313312FS4	6764	1	AFD	FCDN	5,000,000.00	05/17/2019	12/12/2018	2.480	5,000,000.00	0.00	5,000,000.00	0.00
313384FV6	6711	1	AFD	FHDN	10,000,000.00	05/20/2019	06/20/2018	2.280	10,000,000.00	0.00	10,000,000.00	0.00
912796QH5	6728	1	ATD	USTR	5,000,000.00	05/23/2019	09/27/2018	2.395	5,000,000.00	0.00	5,000,000.00	0.00
912796QH5	6736	1	ATD	USTR	5,000,000.00	05/23/2019	11/27/2018	2.455	5,000,000.00	0.00	5,000,000.00	0.00
3136G3MN2	6092	1	MC1	FNMA	5,000,000.00	05/24/2019	05/24/2016	1.500 V	5,000,000.00	37,500.00	5,037,500.00	37,500.00
313384GD5	6823	1	AFD	FHDN	5,000,000.00	05/28/2019	03/22/2019	2.420	5,000,000.00	0.00	5,000,000.00	0.00
3136G3MH5	6098	1	MC1	FNMA	5,000,000.00	05/30/2019	06/07/2016	1.250	5,000,000.00	31,250.00	5,031,250.00	31,250.00
912796RR2	6739	1	ATD	USTR	5,000,000.00	05/30/2019	11/29/2018	2.465	5,000,000.00	0.00	5,000,000.00	0.00
912796RR2	6748	1	ATD	USTR	5,000,000.00	05/30/2019	12/04/2018	2.475	5,000,000.00	0.00	5,000,000.00	0.00
912796RR2	6750	1	ATD	USTR	5,000,000.00	05/30/2019	12/04/2018	2.475	5,000,000.00	0.00	5,000,000.00	0.00
313384GG8	6844	1	AFD	FHDN	10,000,000.00	05/31/2019	04/10/2019	2.375	10,000,000.00	0.00	10,000,000.00	0.00
912828SX9	6198	1	TRC	USTR	5,000,000.00	05/31/2019	12/13/2016	1.125	5,000,000.00	28,125.00	5,028,125.00	28,125.00

V - Security with variable rate change.

**Monthly
Maturity Report**
Amounts due during April 1, 2019 - June 30, 2019

CUSIP	Investment #	Fund	Sec. Type	Issuer	Par Value	Maturity Date	Purchase Date	Rate at Maturity	Book Value at Maturity	Interest	Maturity Proceeds	Net Income
91282XS4	6732	1	TRC	USTR	5,000,000.00	05/31/2019	10/09/2018	1.250	5,000,000.00	31,250.00	5,031,250.00	31,250.00
3133EHB69	6565	1	FAC	FFCB	5,000,000.00	06/03/2019	10/03/2017	1.450	5,000,000.00	36,250.00	5,036,250.00	36,250.00
313384GL7	6822	1	AFD	FHDN	5,000,000.00	06/04/2019	03/22/2019	2.420	5,000,000.00	0.00	5,000,000.00	0.00
912796RS0	6756	1	ATD	USTR	5,000,000.00	06/06/2019	12/07/2018	2.475	5,000,000.00	0.00	5,000,000.00	0.00
912796RS0	6771	1	ATD	USTR	5,000,000.00	06/06/2019	12/18/2018	2.453	5,000,000.00	0.00	5,000,000.00	0.00
313384GP8	6776	1	AFD	FHDN	5,000,000.00	06/07/2019	12/20/2018	2.480	5,000,000.00	0.00	5,000,000.00	0.00
912796VF3	6850	1	ATD	USTR	10,000,000.00	06/11/2019	04/16/2019	2.375	10,000,000.00	0.00	10,000,000.00	0.00
3133EHMR1	6422	1	FAC	FFCB	5,000,000.00	06/12/2019	06/12/2017	1.375	5,000,000.00	34,375.00	5,034,375.00	34,375.00
912796RU5	6766	1	ATD	USTR	5,000,000.00	06/13/2019	12/13/2018	2.480	5,000,000.00	0.00	5,000,000.00	0.00
912796RU5	6772	1	ATD	USTR	5,000,000.00	06/13/2019	12/19/2018	2.445	5,000,000.00	0.00	5,000,000.00	0.00
912828R85	6221	1	TRC	USTR	5,000,000.00	06/15/2019	12/27/2016	0.875	5,000,000.00	21,875.00	5,021,875.00	21,875.00
313384HC6	6710	1	AFD	FHDN	7,000,000.00	06/20/2019	06/21/2018	2.300	7,000,000.00	0.00	7,000,000.00	0.00
313384HG7	6829	1	AFD	FHLBDN	5,000,000.00	06/24/2019	03/26/2019	2.425	5,000,000.00	0.00	5,000,000.00	0.00
313384HH5	6858	1	AFD	FHLBDN	5,000,000.00	06/25/2019	04/18/2019	2.390	5,000,000.00	0.00	5,000,000.00	0.00
313396HK2	6803	1	AFD	FMCDN	10,000,000.00	06/27/2019	03/05/2019	2.410	10,000,000.00	0.00	10,000,000.00	0.00
313384HL6	6827	1	AFD	FHDN	10,000,000.00	06/28/2019	03/26/2019	2.425	10,000,000.00	0.00	10,000,000.00	0.00
3130A6UX3	6004	1	FAC	FHLB	5,000,000.00	06/28/2019	12/28/2015	1.500	5,000,000.00	37,500.00	5,037,500.00	37,500.00
912828TC4	5964	1	TRC	USTR	5,000,000.00	06/30/2019	10/28/2015	1.000	5,000,000.00	25,000.00	5,025,000.00	25,000.00
Total Maturities					300,000,000.00				300,000,000.00	407,125.00	300,407,125.00	407,125.00



**Monthly
Sales/Call Report
Sorted by Maturity Date - Fund
April 1, 2019 - June 30, 2019**

CUSIP	Investment #	Fund	Issuer Sec. Type	Purchase Date	Redem. Date Matur. Date	Par Value	Rate at Redem.	Book Value at Redem.	Redemption Principal	Redemption Interest	Total Amount	Net Income	
10/28/2019													
3134GATV6	6154	1	FHLMC MC1	11/01/2016	04/28/2019 10/28/2019	5,000,000.00	2.000 V	5,000,000.00	5,000,000.00	25,000.00	5,025,000.00 Call	25,000.00	
						Subtotal		5,000,000.00	5,000,000.00	25,000.00	5,025,000.00	25,000.00	
03/22/2021													
3130ADU83	6677	1	FHLB MC1	03/22/2018	04/03/2019 03/22/2021	5,000,000.00	2.650	4,998,358.80	5,000,000.00	4,048.61	5,004,048.61 Call	5,689.81	
						Subtotal		4,998,358.80	5,000,000.00	4,048.61	5,004,048.61	5,689.81	
06/28/2021													
3134GB5W8	6626	1	FHLMC MC1	12/28/2017	06/28/2019 06/28/2021	5,000,000.00	2.050	5,000,000.00	5,000,000.00	51,250.00	5,051,250.00 Call	51,250.00	
						Subtotal		5,000,000.00	5,000,000.00	51,250.00	5,051,250.00	51,250.00	
02/14/2022													
3133EJCG2	6660	1	FFCB FAC	02/14/2018	06/06/2019 02/14/2022	5,000,000.00	2.730	5,000,000.00	5,000,000.00	42,466.67	5,042,466.67 Call	42,466.67	
						Subtotal		5,000,000.00	5,000,000.00	42,466.67	5,042,466.67	42,466.67	
						Total Sales		20,000,000.00	19,998,358.80	20,000,000.00	122,765.28	20,122,765.28	124,406.48

V - Security with variable rate change.