


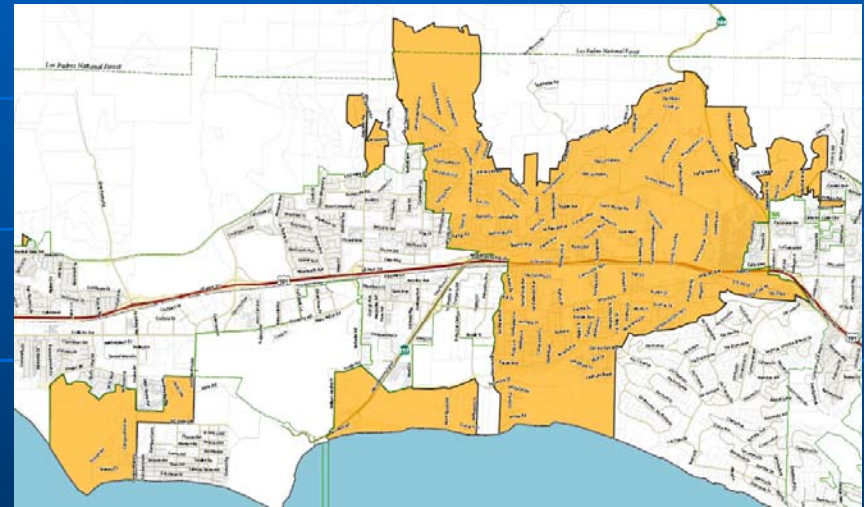
CSA 3 Benefit Assessment and Services Presentation

Fiscal Year 2011-2012

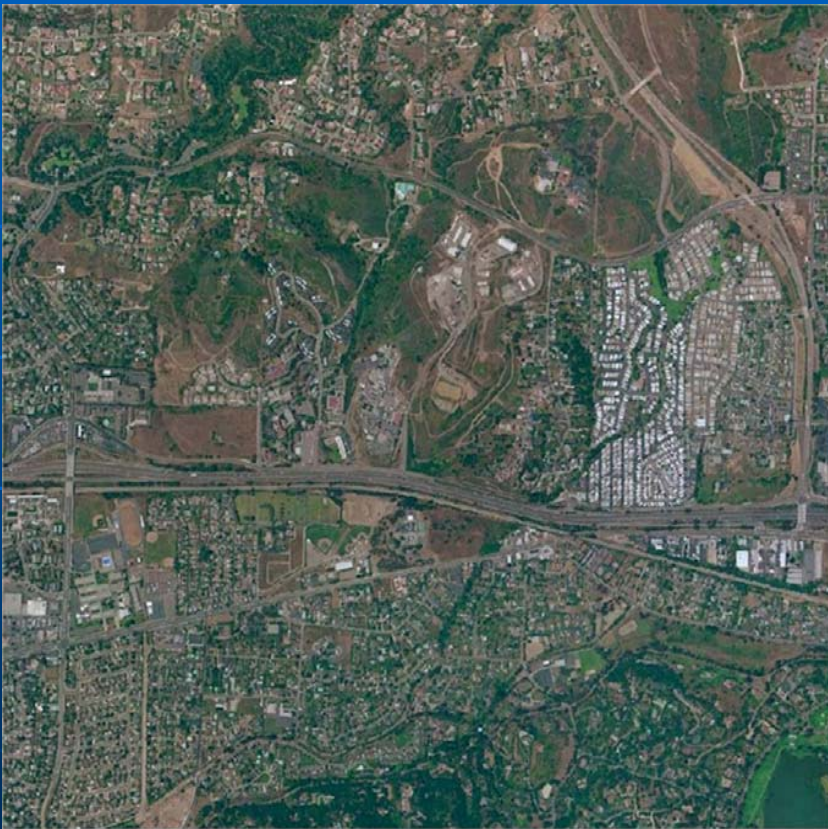


Goleta Valley CSA 3

- Created in 1963
- Streetlighting for unincorporated Goleta and Santa Barbara (19% of budget)
- Also funds open space and park maintenance and library services
- No change to rate of \$8 per year



Goleta Valley CSA 3 - Revenues



Revenue Source	Revenue Amount
Property Taxes	\$765,850
Library Benefit Assessments	\$169,346
Streetlight Benefit Assessments	\$66,616
Interest	\$2,400
Total	\$1,004,212

Goleta Valley CSA 3 - Expenses

Service	Expense	Property Tax	Library Benefit Assessment	Streetlighting Benefit Assessment	Fund Balance And Interest
Streetlighting	\$199,500	\$132,884		\$66,616	
Utilities and Administration	\$ 77,409	\$ 75,009			\$2,400
Park Services	\$600,000	\$557,957			\$42,043
Library Benefit	\$169,346		\$169,346		
Total	\$1,046,255	\$765,850	\$169,346	\$66,616	\$44,443



Goleta Valley CSA 3 – Fund Status

- Fiscal Year 11-12
Shortfall: \$42,043
- Fiscal Year 11-12 Fund
Balance: \$358,713
- Fund balance is
decreasing
- Staff is monitoring the
health of the fund



Goleta Valley CSA 3 – Fund Status

	2010-2011	2011-2012	2012-2013	2013-2014	2014-2015
Total Revenues	\$991,992	\$1,004,212	\$1,029,761	\$1,058,275	\$1,087,741
Total Expenditures	\$1,035,295	\$1,046,255	\$1,063,677	\$1,083,402	\$1,104,011
Net Financial Impact	(\$44,003)	(\$42,043)	(\$33,916)	(\$25,127)	(\$16,269)
Begin Fund Balance	\$240,180	\$358,713	\$316,670	\$284,523	\$261,183
End Fund Balance	\$358,713	\$316,670	\$284,523	\$261,183	\$246,719

Goleta Valley CSA 3 - Recommendations



- Approve CSA 3 Streetlighting Benefit Assessments with no changes
- Action to approve Library Benefit Assessments by separate action