



one
COUNTY
one
FUTURE

ALTERNATIVE SENTENCING PROGRAM

[HTTPS://COUNTYOF SB.ORG/389/PROBATION](https://countyofsb.org/389/probation)



BIFURCATION

On July 1, 2022, the SBSO and the Probation Department began a collaborative effort to monitor eligible individuals serving their Court ordered custodial commitments via EM/GPS in lieu of physical incarceration.



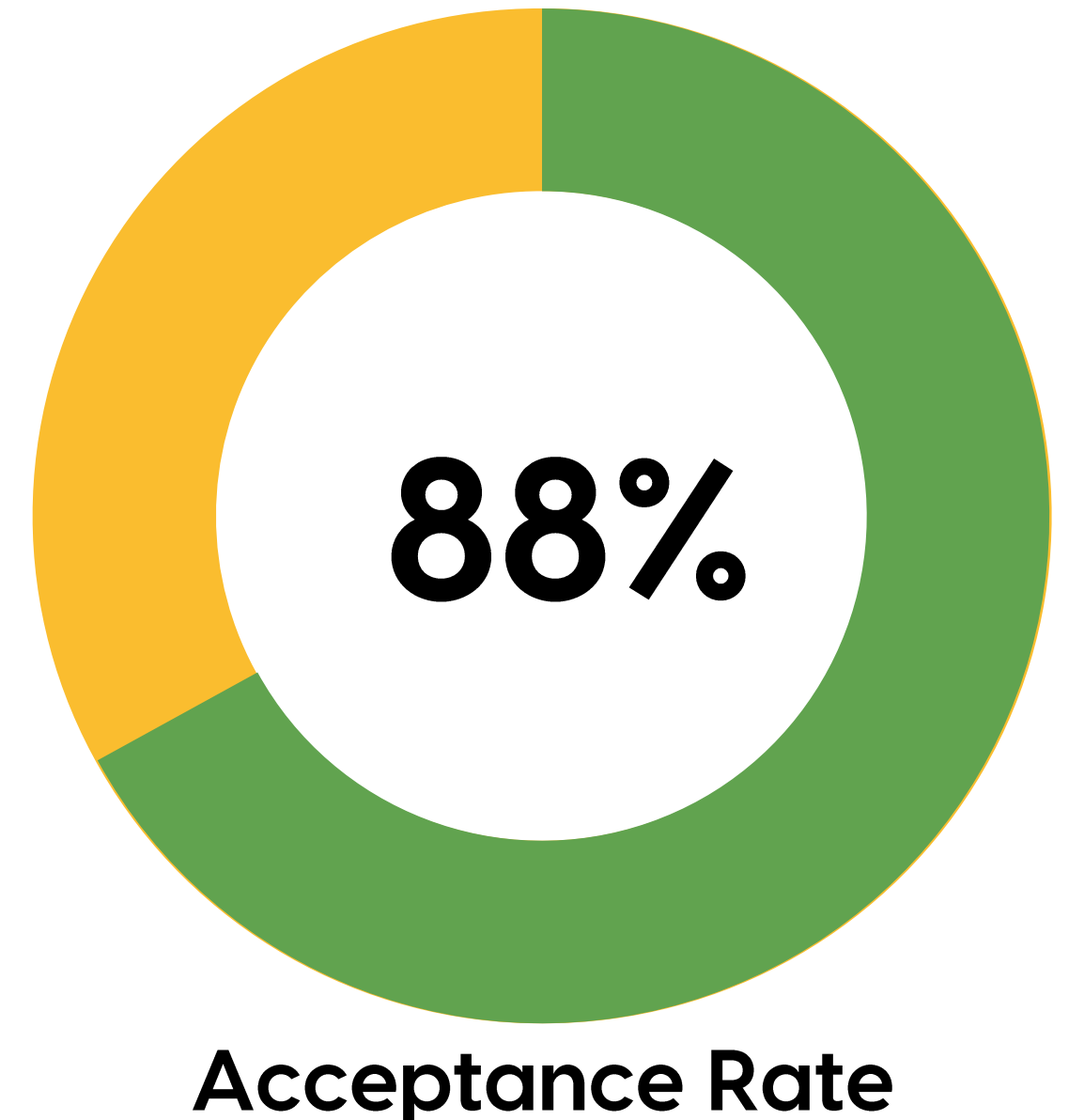
The SBSO accepts all applications, determines eligibility, and books/receives individuals prior to referring to Probation.

Probation supervises these individuals in the community, provides assessment of the individual's needs using an evidence-based tool, and refers to community-based programs as applicable.



ELIGIBILITY

- **Reasons for ineligibility include:**
 - Court ordered restrictions
 - open criminal cases or pending charges
 - active bookable warrants
 - being under the influence of a controlled substance at the time of booking
- **Additional eligibility criteria include:**
 - criminal history
 - failure to complete the application process
 - no proof of residence
 - no working phone
 - sex offender or arson registration
 - in custody behavior
 - residential treatment ordered
 - residence outside of the Tri-County area
 - being in custody for an AS violation
 - the severity of current charge(s)





ENROLLMENT

- **The goal for in-custody enrollment is 10 days from time of application to enrollment or “hook up.”**
- **Historically the process took much longer and timelines ranged from 3-8 months.**
- **To facilitate faster enrollment, the SBSO has made applications available for completion online.**
- **From July 1, 2022 to June 30, 2023, a total of 915 clients were enrolled in AS, with 851 being supervised on electronic monitoring by Probation.**

SUPERVISION



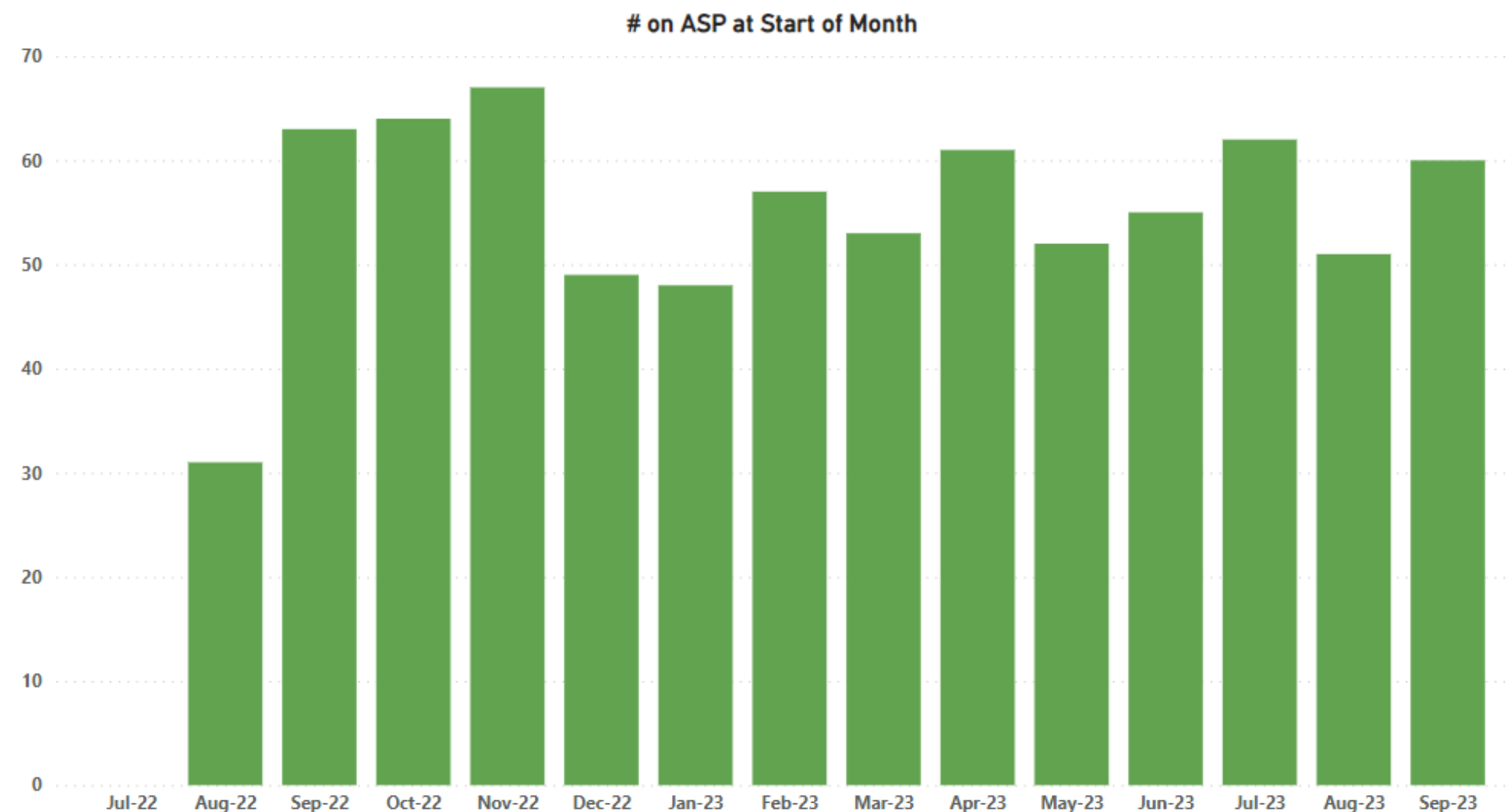
As of October 1, 2023, 851 total individuals have been served by Probation with a median of 18 days under AS supervision.



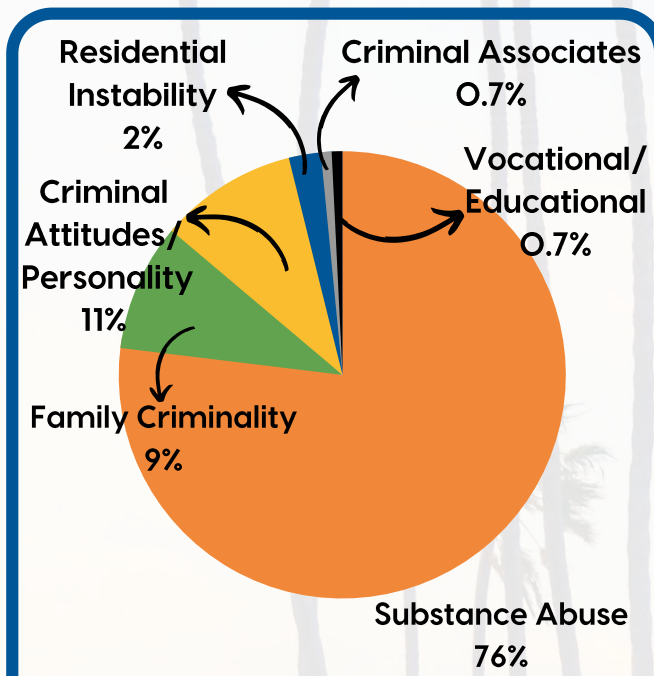
The chart to the right shows a snapshot of the number of individuals on AS supervision at the start of each month.



On average, 57 new individuals are referred to AS supervision each month.

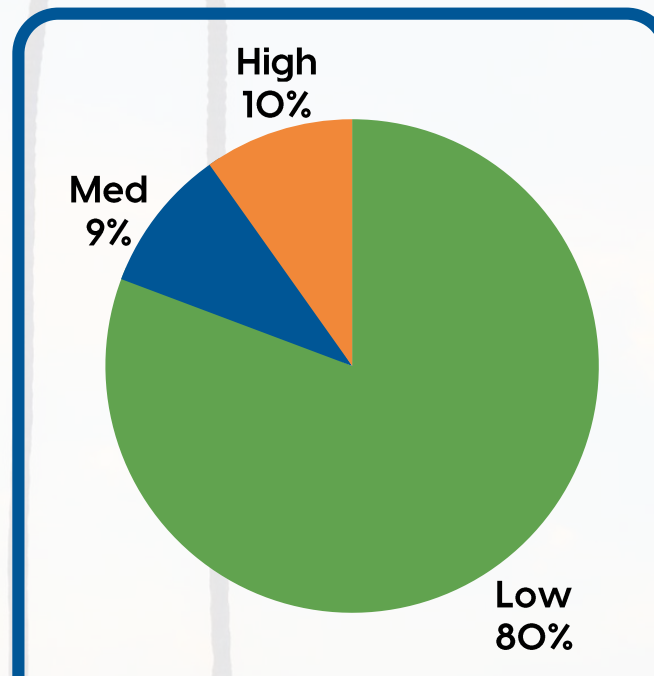


PROGRAM STATISTICS



Criminogenic Needs

The majority of individuals (80%) on AS supervision are low risk with no criminogenic need identified. Of the 131 with an identified need, 100 (76%) have substance abuse as the primary need.



Risk Level

683 (80%) of the total individuals who have been on AS supervision are considered low risk** with the remaining 168 (20%) falling into the medium and high-risk categories.



Field Contacts

The goal is to conduct field contacts for all individuals, however, priority is placed on high and medium risk. 369 total field contacts have been made as of September 30, 2023.

- Central Coast Headway - 223 (38%)
- Alcoholics Anonymous - 75 (12%)
- Council on Alcoholism and Drug Abuse - 77 (13%)

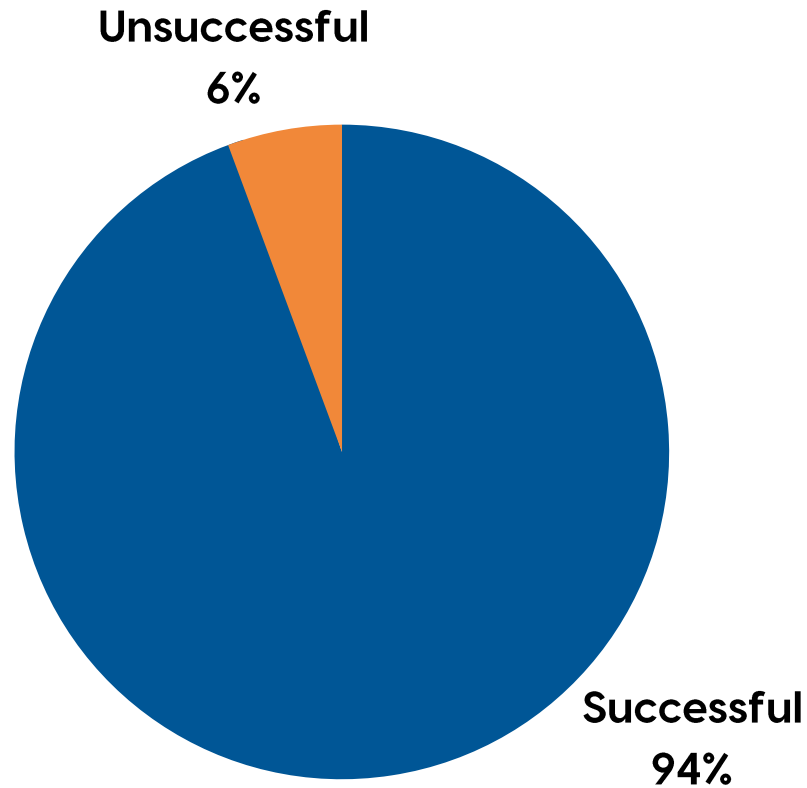
Referrals

586 individuals have been referred to program, 566 (97%) of those are court ordered referrals. The top 3 programs referred to are listed above.

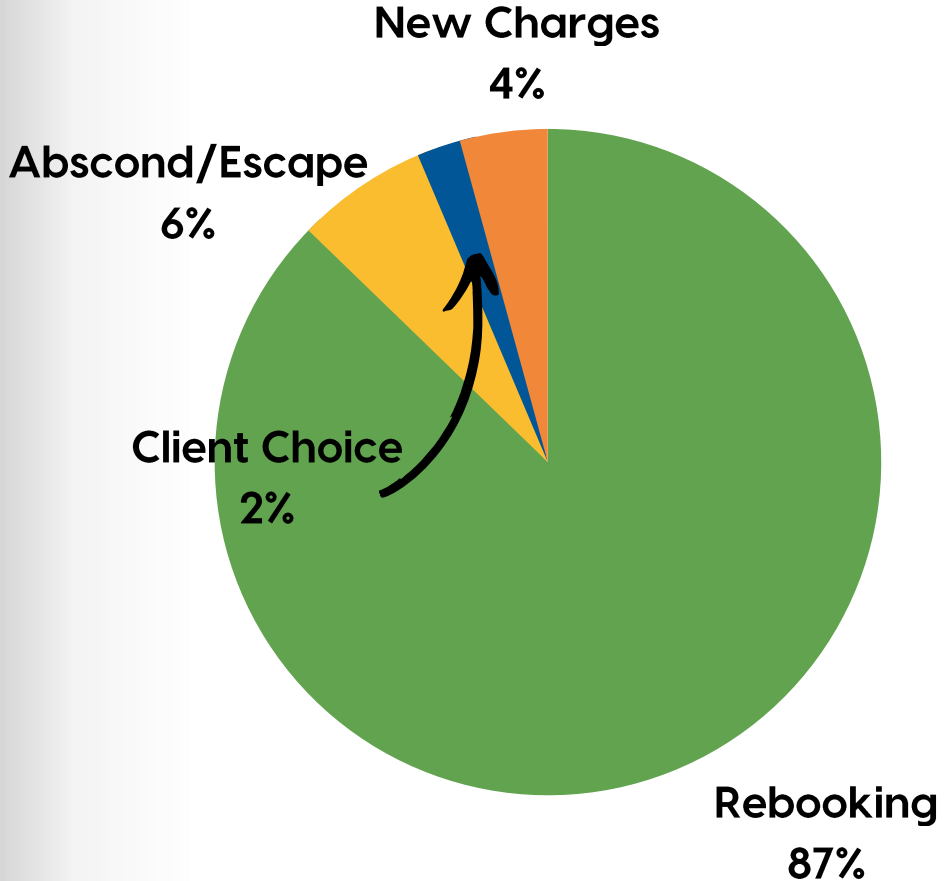
**Defined as scoring between 1-5 on the Correctional Offender Management Profiling for Alternative Sanctions (COMPAS) Risk of Violence and Recidivism (ROVAR) tool.



OUTCOMES



From July 1, 2022, through September 30, 2023, a total of 795 individuals exited from AS. Overall 750 (94%) have been successful and 45 (6%) have been unsuccessful.



There are a variety of reasons for unsuccessful exits from AS supervision but the majority (87%) are rebookings for violations like continued positive alcohol/drug tests, Ramey warrants, failing to charge device, and repeated instances of unauthorized locations.