



# Status Report on Collaborative Criminal Justice Efforts & Main Jail Rehabilitation Project

Board of Supervisors Meeting, November 9, 2021

County Executive Office  
General Services

Criminal Justice Partners:  
Courts  
District Attorney  
Probation  
Public Defender  
Sheriff

# Today's Report

- Update on ongoing efforts to enhance criminal justice system
  - Last status update July 13,2021
  - Direction to return with project tracking timeline
  - Report on achievements, work in progress, challenges and timeframes
  - Assisted by retired Judge Sherrill Ellsworth
- Main Jail Rehabilitation Project
  - Report on status to date and actions requested by the Board
  - Options to address concerns
  - Recommended action





# **Collaborative Criminal Justice Efforts**

---

# Criminal Justice System Improvements

- Background
  - Criminal Justice departments constitute 23% of operating budget
  - Ongoing efforts to improve system, processes prior to COVID pandemic
  - Significant changes due to pandemic
  - Board invested in \$4.5 million in current year for enhancements
- 14 Primary Initiatives (Attachment A)
  - Transparency - Provide accessible data to the public and decisionmakers to promote evidence-based discussion and planning.
  - Equal Justice – Strategies to optimize due process
  - Community Solutions for Public Safety – Invest in continuous case planning to reduce recidivism, enhance whole person interventions, and ensure victim engagement

## Transparency

1. Data Dashboard

## Equal Justice

2. Discovery
3. Resolve aged cases
4. Enhance access to inmates
5. Mandatory settlement conferences
6. Virtual Arraignment Courts

## Community Solutions

7. Explore expansion of pre-trial release
8. Multi-disciplinary teams for collaborative case planning (intake and discharge)
9. Optimize use of alternative sentencing
10. Explore expansion of holistic defense
11. Expand and optimize use of diversion and offramps
12. Optimize victim advocacy services
13. Optimize treatment courts
14. Thrive SBC.org application

# Transparency

## *Data Dashboard*

- Goal is an integrated, real-time dashboard with comprehensive look at the system.
- Probation created an interim data dashboard (Probation and Sheriff data).
- Sheriff has dashboard on its website for the Main Jail similar in structure to Probation's dashboard.
- Public Defender and District Attorney integration being evaluated.
- Interim dashboard complete by February 2022.
- "Real-time" dashboard for all is a longer-term goal and, once the interim dashboard is complete. With consultant help, target date completion goal is August 2022.



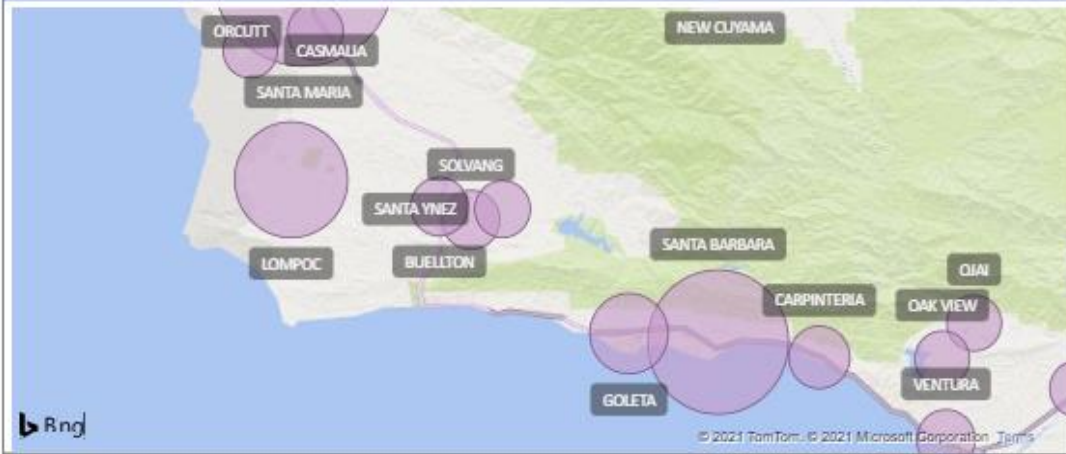
# Adult Supervision Dashboard



Santa Barbara County Probation Department

[SBC Probation Department website](#)

## SUPERVISED ADULTS BY AREA



## SUPERVISED ADULTS

### 12 Month Snapshot



## SUPERVISED CASES & ANALYSIS

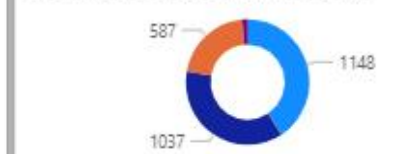
### Crime Types



### Crime Type Breakdown 12 Months Average



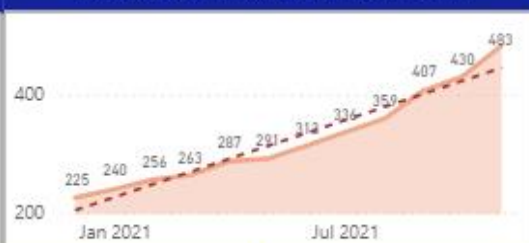
### Supervision Level 12 Months Average



## PRETRIAL NEW & CLOSED CLIENTS BY MONTH



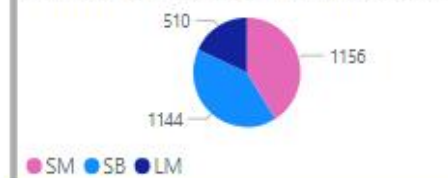
## PRETRIAL SUPERVISED CLIENTS BY MONTH



### Drug Test Results



### Clients by Supervision Site 12 Months Average



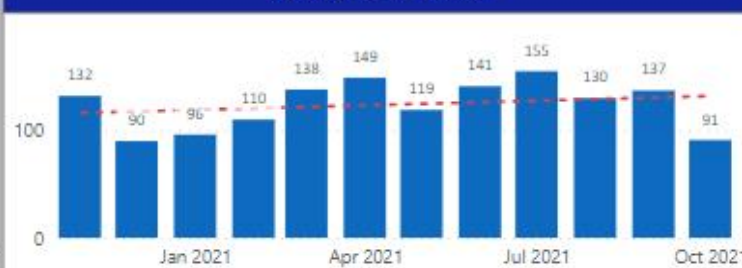
### Misdemeanor vs Felony 12 Months Average



## CLOSED CASES BY MONTH



## NEW CASES BY MONTH



## SUPERVISION BY CASE TYPE



### Supervision

- All Others
- Domestic Violence
- MHTC
- PRCS
- Prop 36
- PSS

# Sheriff Main Jail Dashboard

<https://www.sbsheriff.org/data-dashboard/>

## DATA DASHBOARD

Santa Barbara County Sheriff's Office > Data Dashboard



### SANTA BARBARA MAIN JAIL

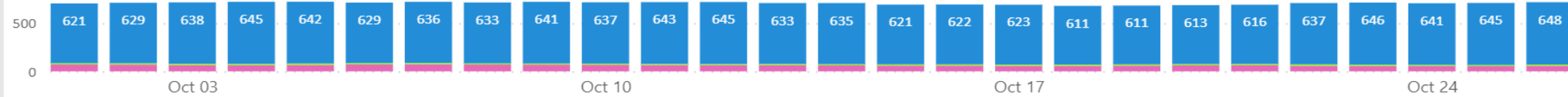
#### OCTOBER AVERAGE

#### JAIL POPULATION FOR THE MONTH OF OCTOBER 2021

#### Electronic Monitoring

63

Facility Type ● ASB ● OTHER ● SBJ

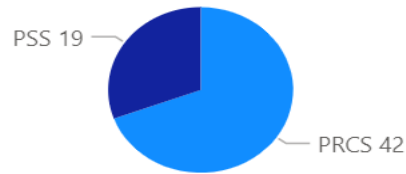


#### Jail Population

632

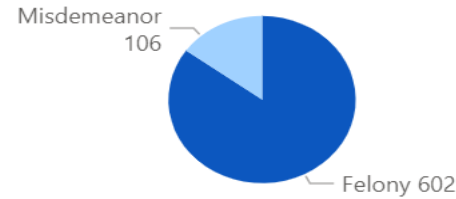
#### PROBATION CLIENTS MONTHLY AVERAGE

##### AB 109 Realignment Clients



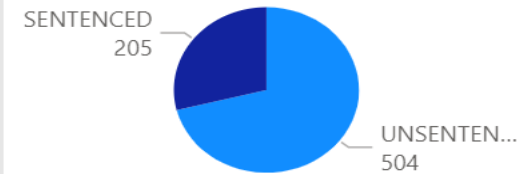
#### CRIME ANALYSIS MONTHLY AVERAGE

##### Misdemeanor vs Felony

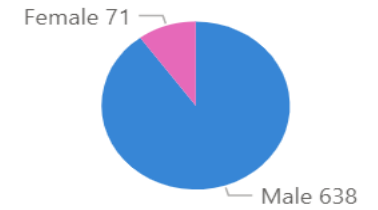


#### POPULATION BREAKDOWN MONTHLY AVERAGE

##### Sentenced vs Unsented



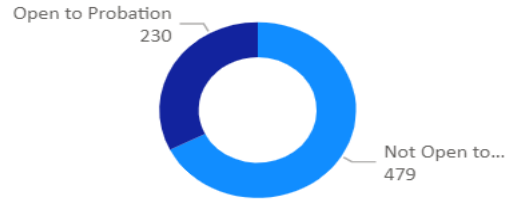
##### Population by Gender



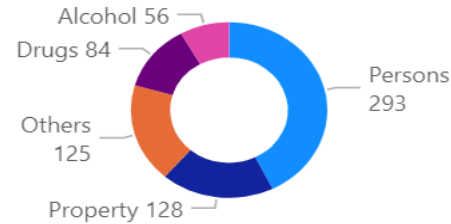
#### Bookings

26

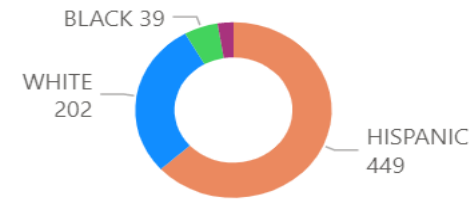
#### Probation Clients



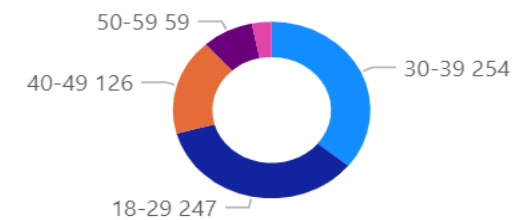
#### Crime Categories



#### Population by Race



#### Population by Age



#### Released

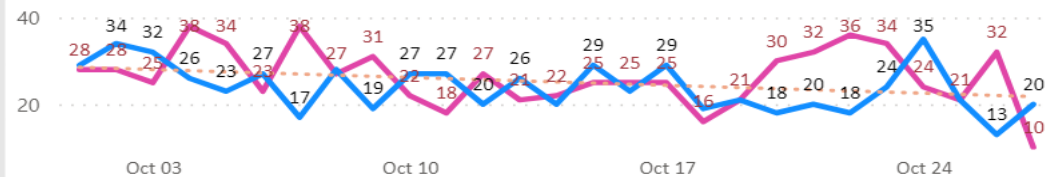
26

#### Age

34

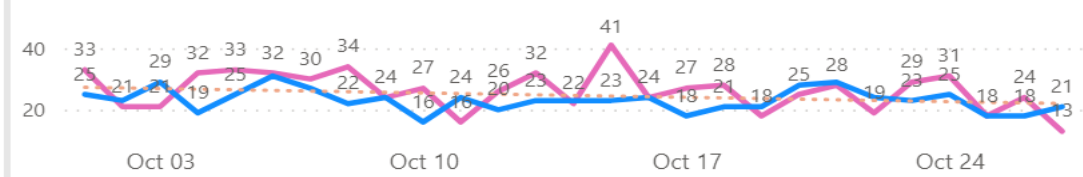
#### MONTHLY NEW BOOKINGS

● Current Year ● Previous Year



#### MONTHLY RELEASED INMATES

● Current Year ● Previous Year



#### Jail Days

20



# Equal Justice *Discovery*

- Seeks to document current process, ideal process and future state and create procedures to support the ideal process.
- Ultimately identify technology support to enhance efficiency and sharing of discovery once processes have been identified.
- InnovateSBC method
  - 10 formal sessions with facilitator
  - 8 additional ad hoc working group meetings
- Demonstrations with potential technology vendors occurring in tandem.
- Recommendations will be forthcoming in 2022 at end of the process.
- Resource recommendations brought during FY2022-23 budget process.
- DA is implementing e-disclosure with Santa Barbara City Police Department.

# Summary

- Criminal Justice Collaboration work continues.
- Partners meet twice a month to raise issues and track progress.
- Progress made in many areas; systemic change takes time and commitment.
- Report back in 60-90 days with status report.



# **Main Jail Rehabilitation Project – Design Phase**

---



# County's Jail System - Overview



## **South County Main Jail**

Rated capacity: 852 beds

Operational Cost: \$48.8 million annually



## **Northern Branch Jail**

Rated Capacity: 346 beds

Operational Cost: \$20.4 million annually (when fully operating)

Estimated Project cost: \$119.5 million

State AB900 Grant: \$80.0 million

County General Fund: \$39.5 million



## Main Jail inmate population and rated beds

### *Changing landscape*

- Current census is 644 inmates; significant decrease compared to pre-pandemic levels (900-950 range in March 2020).
- Post-pandemic, Sheriff expressed inmate population may increase beyond current population.
- In June 2021, Sheriff presented a staffing plan for the Main Jail at varying inmate population levels.
- Northern Branch Jail will fully open in December 2021 or January 2022.
- Given this changing environment, consultant engaged by CEO to evaluate projections and impactful interventions
- County staff also began working with State agencies to remove any rated bed requirements.

## Need for the Main Jail Rehabilitation

- Scope for rehab is critical to longer term viability of facility, and not driven by specific jail population or Disability Rights California class action lawsuit.
  - Complex constructed from 1960s to 1990
  - Correcting building deficiencies – electrical, mechanical, ADA – under discussion for several years
  - Large scale maintenance - HVAC, structural upgrades, interior efficiencies, security electronics, building system upgrades – put on hold until larger rehabilitation project designed.
- Estimated cost of proposed project is \$24.2 million.
- In 2019, Board approved including this project for COP funding.
- Design contract to be awarded in December 2021. Staff would return to Board prior to considering construction contract.

# Summary of Estimated Costs of Rehabilitation Project

Scope of Work	Estimate
ADA improvements, Code Compliance	\$5,498,288
Fire, Life, Safety (Egress & path of travel)	\$3,376,036
Deferred Capital (Roof replacements, HVAC, plumbing, electrical, security electronics, structural)	\$5,192,224
<b>Deferred Capital Related Work</b>	<b>\$14,066,548</b>
Programming Space/Medical & Mental Health area and cell improvements	\$6,160,820
Design and Project Management Costs	\$3,945,000
<b>Grand Total</b>	<b>\$24,172,368</b>

## Concerns expressed about the Main Rehabilitation Project Jail

- Do not rehabilitate areas of the jail that will no longer be needed or used.
- Plan for renovating, rebuilding or building new areas for more modern, direct supervision models.
- Plan for areas to allow greater out of cell time and attributes to ensure appropriate conditions for inmates and staff.
- Think longer term for ways to better support rehabilitation of inmates.



# Options

## **Option 1: Proceed with planned rehabilitation project**

- Initiate design for critical components and ADA
- Improve only areas that will continue to be used
- Return to Board prior to approval of construction contract
- **Estimated cost:** \$24.2 million, to be funded through COPs.
- **Time required:** 3.5 to 4 years

## **Option 2: Same as Option 1 plus assessment of longer-term inmate housing and program space on Main Jail campus or additional beds at NBJ**

- Initiate broad assessment, include direct supervision model for replacement beds at Main Jail or NBJ.
- Consider results of jail population study in assessment; return to Board once complete for further direction
- **Estimated cost:** \$24.9 million; additional costs for assessment to be funded in upcoming CIP or other sources
- **Time required:** 3.5 to 4 years.

# Options

## **Option 3: Proceed with reduced rehabilitation at Main Jail and construct STAR facility at Northern Branch Jail.**

- Identify areas to permanently close; scale back rehab.
- Do needs assessment, informed by projection study.
- Replace some or all beds with new facility at NBJ, updating STAR design
- **Estimated cost:** \$67.1 million. No funding identified for this larger project. Could require more ongoing funding for operations
- **Time required:** 2.5 to 3 years for rehab; 4 to 6 years for new facility development.

## **Option 4: At Main Jail, proceed with reduced rehabilitation, demolish areas and construct new housing unit**

- Same as above but replace some or all beds with a new replacement facility at Main Jail.
- **Estimated cost:** up to \$60.3 million. No funding identified for this larger project. **Time required:** 2.5 to 3 years for rehab; 4 to 6 years for new facility development.

# Staff Recommendation

- **Proceed with Option 2.**
  - This is the least expensive alternative to address the immediate deferred capital, ADA deficiencies and Court approved settlement requirements.
  - The amount of time required to accomplish this option is considerably shorter than Options 3 or 4.
  - Provides adequate time to thoroughly develop needs assessment, forecast future required rated capacity in a post-pandemic environment and to evaluate the need for additional program, diversion, and/or inmate housing capacity.

## Recommended Actions

- a) Receive and file status reports on criminal justice improvement efforts and the Main Jail Rehabilitation Project;
- b) Direct staff to pursue Option 2 for the Main Jail Rehabilitation Project;
- c) Provide other direction, as appropriate;
- d) Return with a status report in 60-90 days on the criminal justice improvement efforts; and
- e) Determine that the above actions are not a project under the California Environmental Quality Act (CEQA), because pursuant to sections 15378(b)(4) and 15378(b)(5) the recommended actions consist of organizational, administrative or fiscal activities of government that will not result in direct or indirect physical changes in the environment.



A low-angle photograph of a white building with a clock tower and a balcony, overlaid with a semi-transparent white box containing text. The building features a balcony with a black metal railing and a clock face on the tower. The sky is blue with light clouds.

Thank you

Questions?