

Measure A

Five-year Program of Projects

Fiscal years 2016/17 through 2020/21



May 10, 2016

**Presented by:
Public Works
Transportation Division**

Measure A Program of Projects - Overview

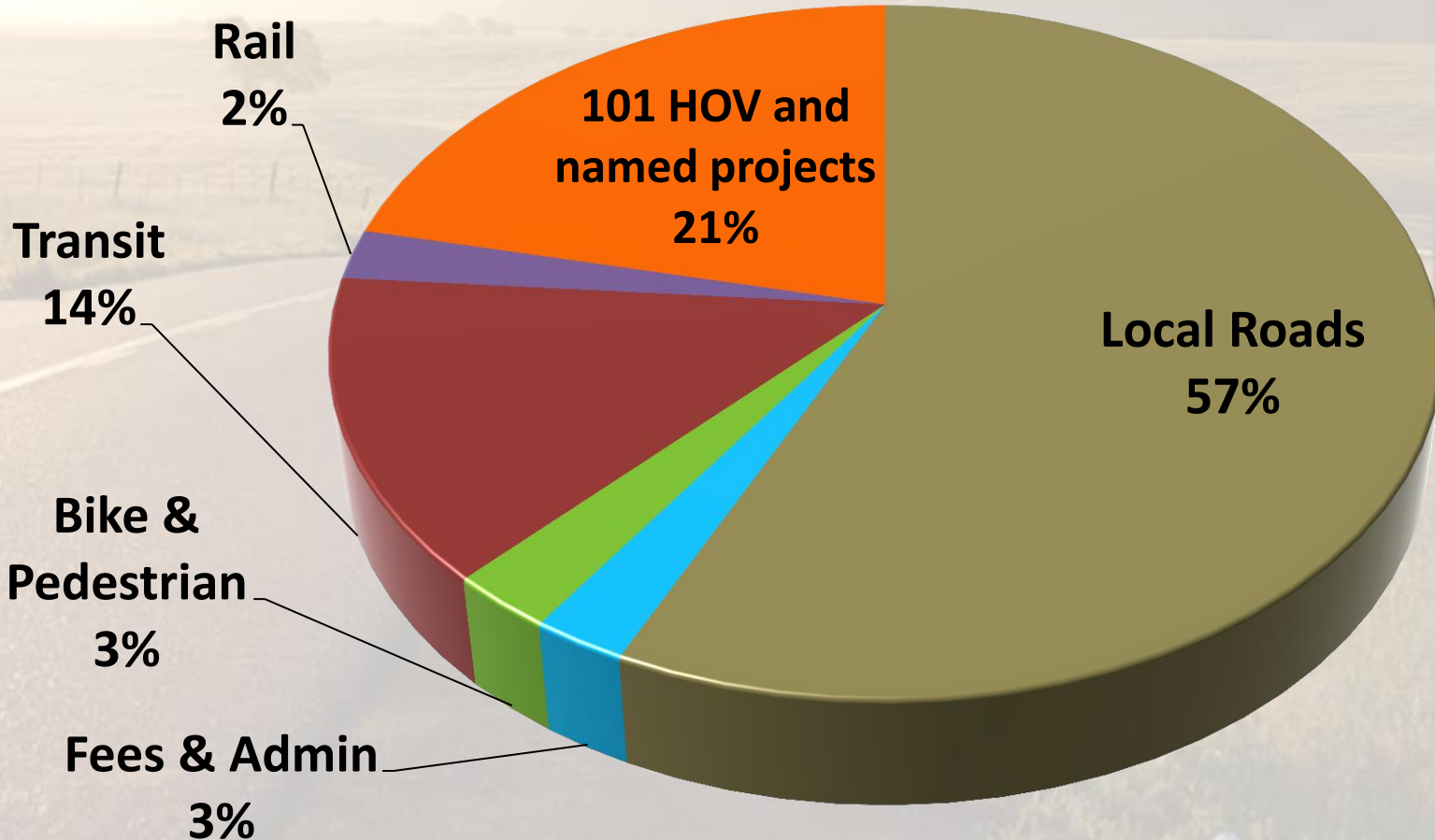


- **Annual Requirements of the Measure A Ordinance:**
 - Resolution
 - Program of Projects
 - Maintenance of Effort Funding
- **Measure A Revenue – Estimates and distribution**
- **State of the Transportation System**
 - Overall Condition
 - Deferred Maintenance Backlog
- **Program of Projects: FY 2016/17 – FY 2020/21**
- **Recommendations**



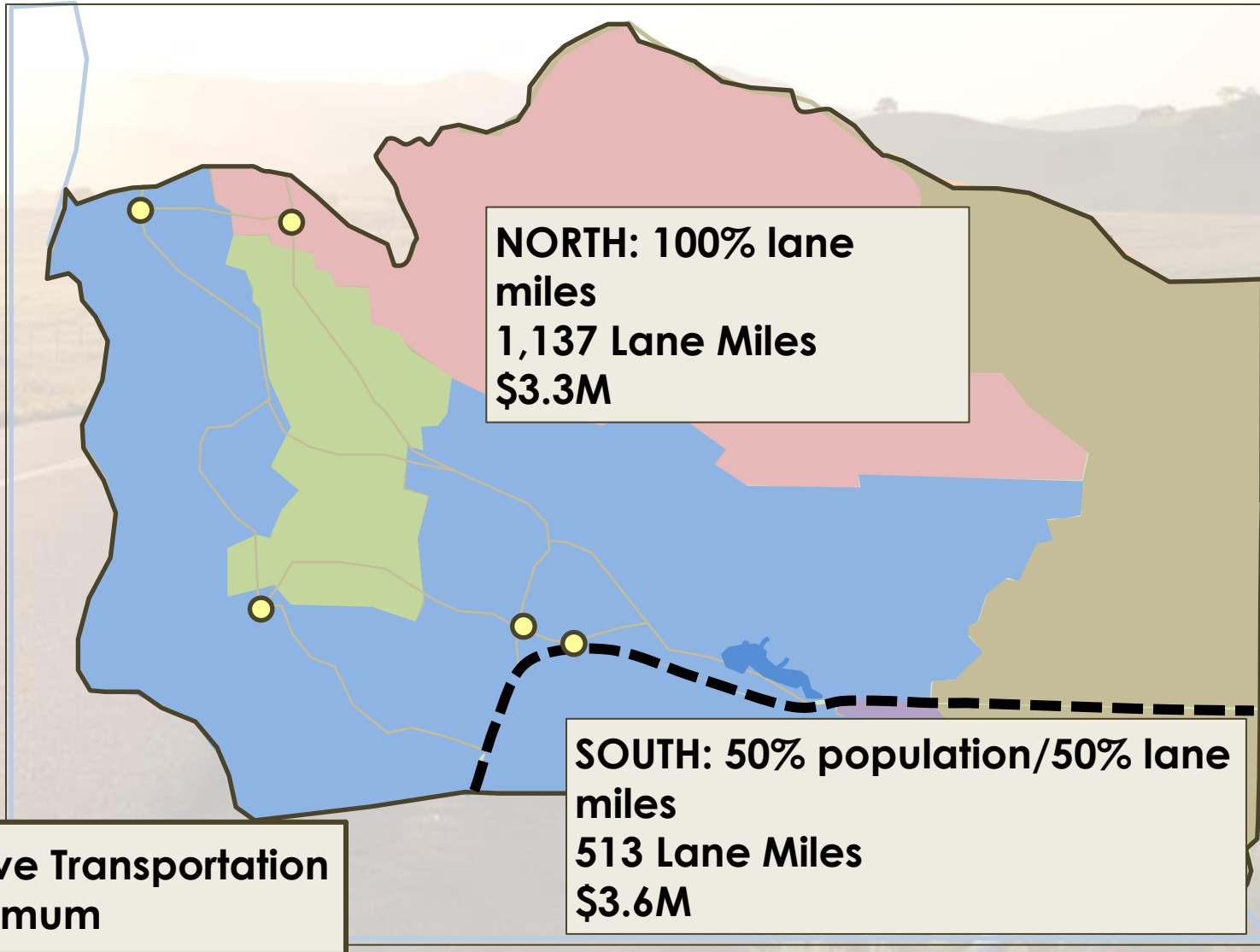
Measure A Revenue: Regional Distribution

FY 2016/17 - \$37,267,000





Measure A Revenue: County Distribution





Measure A: Total Deferred Backlog

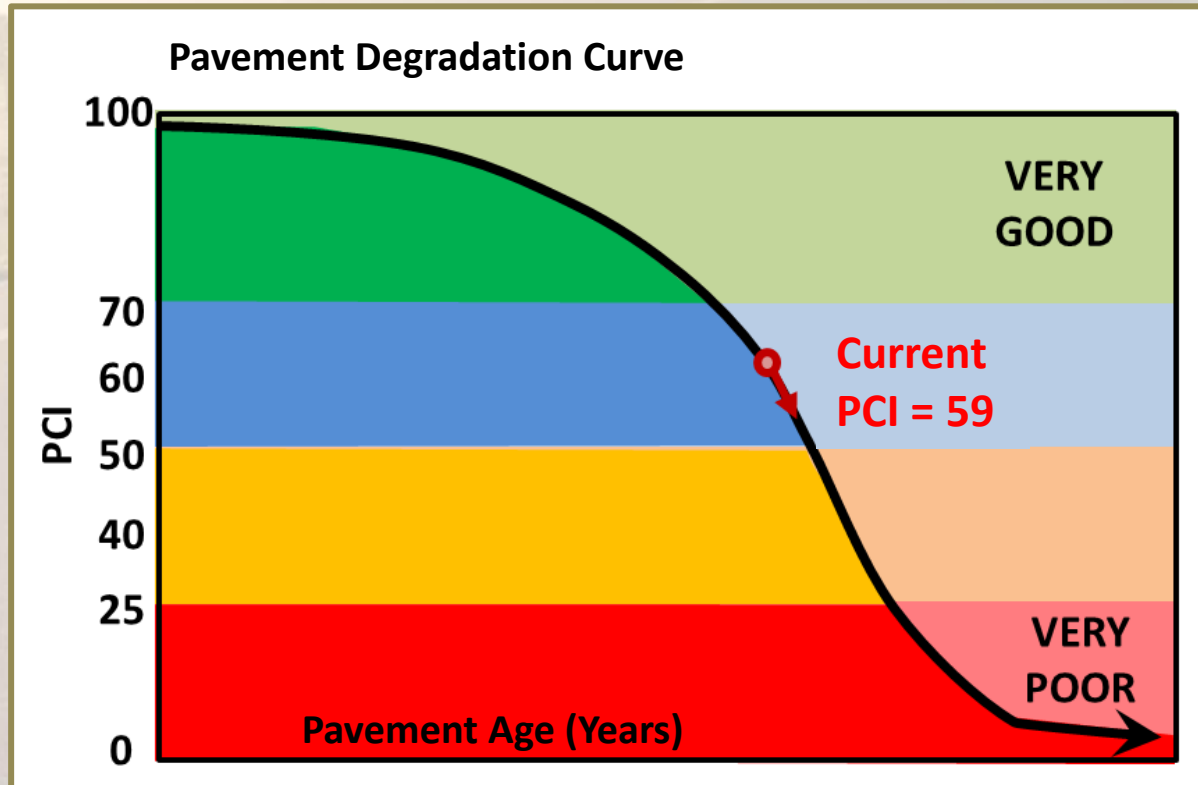
Transportation Deferred Maintenance Backlog (in millions)

Component	Supervisorial District					Total
	1	2	3	4	5	
Pavement	\$ 13.2	\$ 14.7	\$ 56.7	\$ 15.2	\$ 9.3	\$ 109.1
Hardscape and Trees	\$ 0.6	\$ 22.0	\$ 3.6	\$ 11.5	\$ 0.1	\$ 37.8
Bridges	\$ 11.3	\$ 6.8	\$ 35.8	\$ 1.6	\$ 7.0	\$ 62.5
Drainage Structures	\$ 6.6	\$ 6.9	\$ 17.7	\$ 7.6	\$ 4.5	\$ 43.3
Traffic Devices	\$ 0.7	\$ 2.1	\$ 2.0	\$ 1.2	\$ 0.4	\$ 6.4
Total	\$ 32.4	\$ 52.5	\$ 115.8	\$ 37.1	\$ 21.3	\$ 259.1



Measure A: Transportation System Condition

Current Pavement Condition Index (PCI) = 59

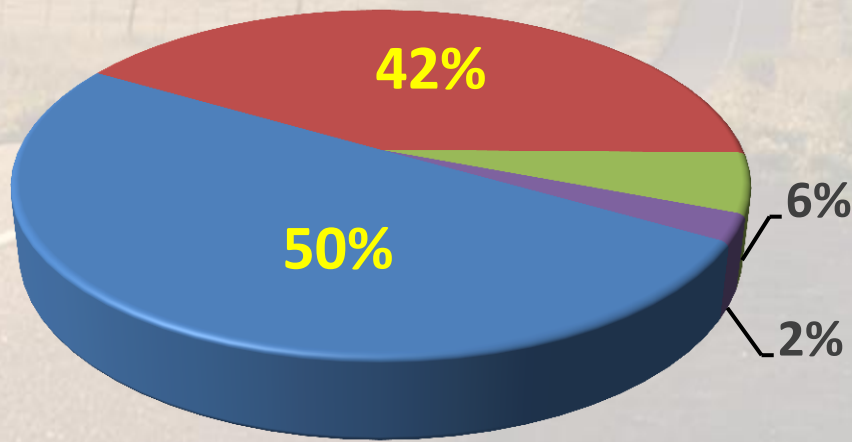




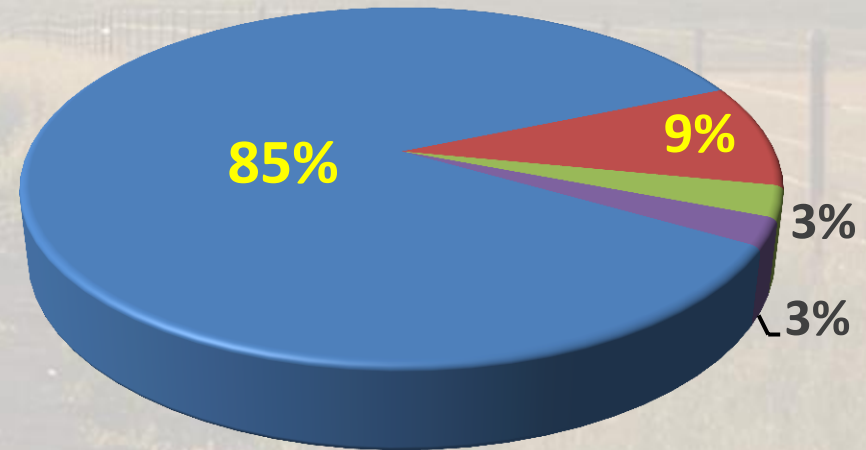
Measure A: Distribution by activities



- State Gas Tax reduction means most of Measure A will go to Operations
- Reductions to Measure A coming when 101HOV bonding starts



Measure A POP - FY15/16



Measure A POP - FY16/17



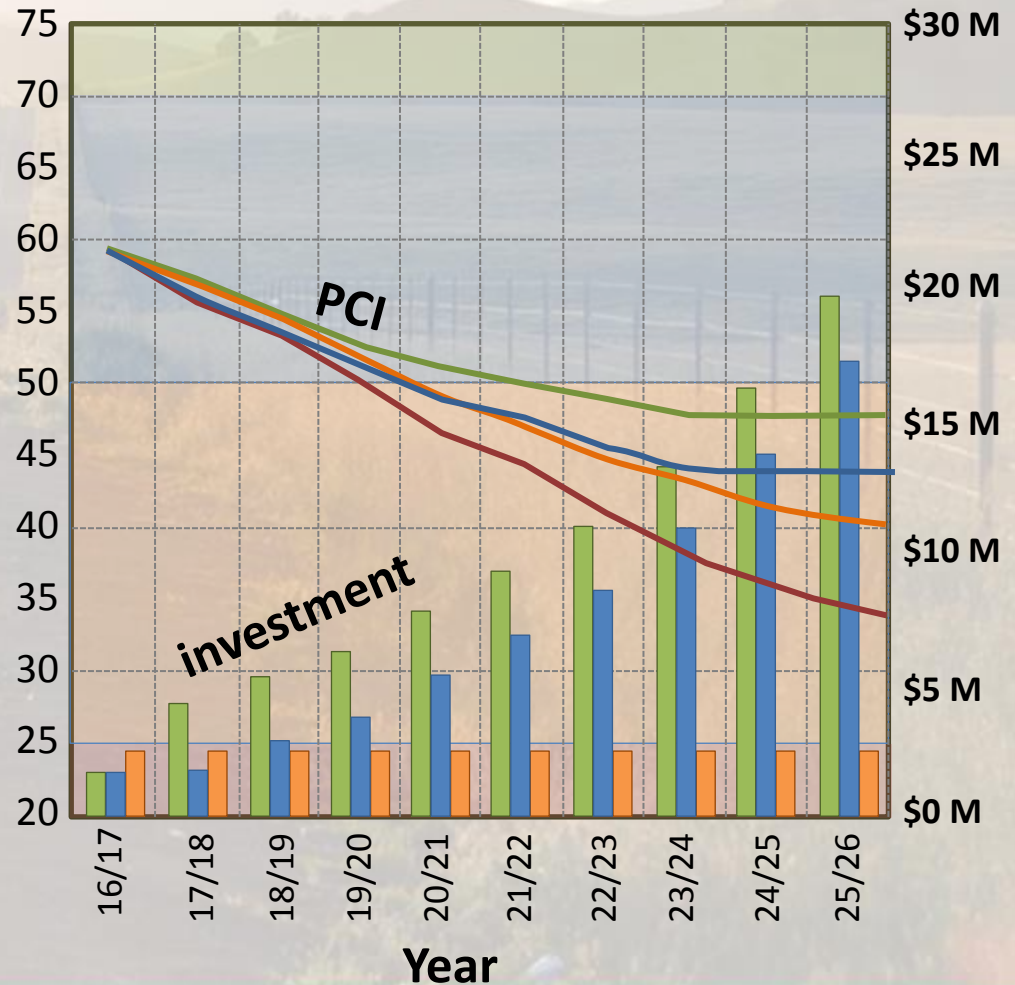
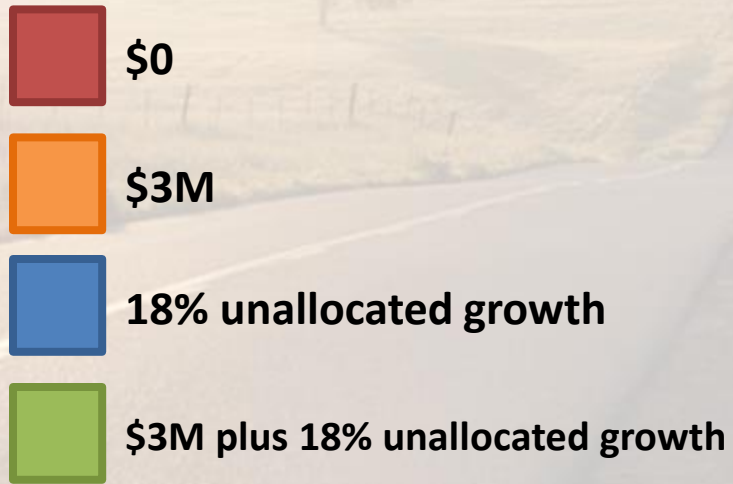
 Operations/Corrective Maintenance
 Pavement Preservation/Preventive Maint.

 Replacement/Capital Improvement
 Transit/Other



Measure A: Future pavement condition

Projected PCI vs. funding





Recommendations

- **Adopt the attached Resolution for the Measure A Five-Year Local Program of Projects for Fiscal Years 2016/2017 through 2020/2021, for submittal to the Santa Barbara County Local Transportation Authority for acceptance;**
- **Reaffirm the existing distributions of Measure A revenues: 50 percent population and 50 percent lane miles for the South Coast, and 100 percent lane miles for North County;**
- **Reaffirm Resolution 10-101, which establishes priorities and policies for the use of the local portion of the one-half cent sales tax for the transportation needs in Santa Barbara County;**
- **Direct staff to prepare Fiscal Year 2016/2017 Road Maintenance Annual Plan (RdMAP) based upon approved Measure A distribution formula; and**
- **Determine that the proposed actions are administrative and other fiscal activities that do not involve commitment to any specific project, and are therefore not a project as defined by State CEQA Guidelines Section 15378, and approve the filing of the attached Notice of Exemption on that basis.**



Measure A Five-year Program of Projects

Thank You