

Animal Services Project Team

Report to the
Board of Supervisors
June 6, 2006

Project Team Overview

August 2004

- Project Team CEO Principal Analyst (Chair), PHD Deputy Director; PHD CFO; Animal Services Director; Animal Services Dept. Asst.; PHD Cost Analyst; others as needed.

- Executive Team: County CEO; PHD Director; Deputy County CEO; and Asst. County CEO (Budget).

- Scope of This Report:
 - Mandates
 - Location of the Program (?)
 - Best Practice Analysis
 - Operations, Service Levels and Comparisons;
 - Governance; and
 - Future Efforts.

Mandates

H&S Code 12013- and 121705

- Health Officer Requirement to Control Rabies Through Quarantine & Animal Destruction.
- Investigate Reported Bites.
- If Required Distribute Anti-Rabies Vaccine.
- Each City, County or City and County to, “... *provide for the maintenance of a pound system and a rabies control program ...*” (H&S Code 121690(e))

Operations and Service Levels

Operate 3 Community Animal Shelters

- Strong Community Identification, Expectation & Local Involvement.
- Partnership With Cities.
- Operational / Fiscal Impacts to closure.
- Animal Services is a 24-hour / 365-day per year operation.

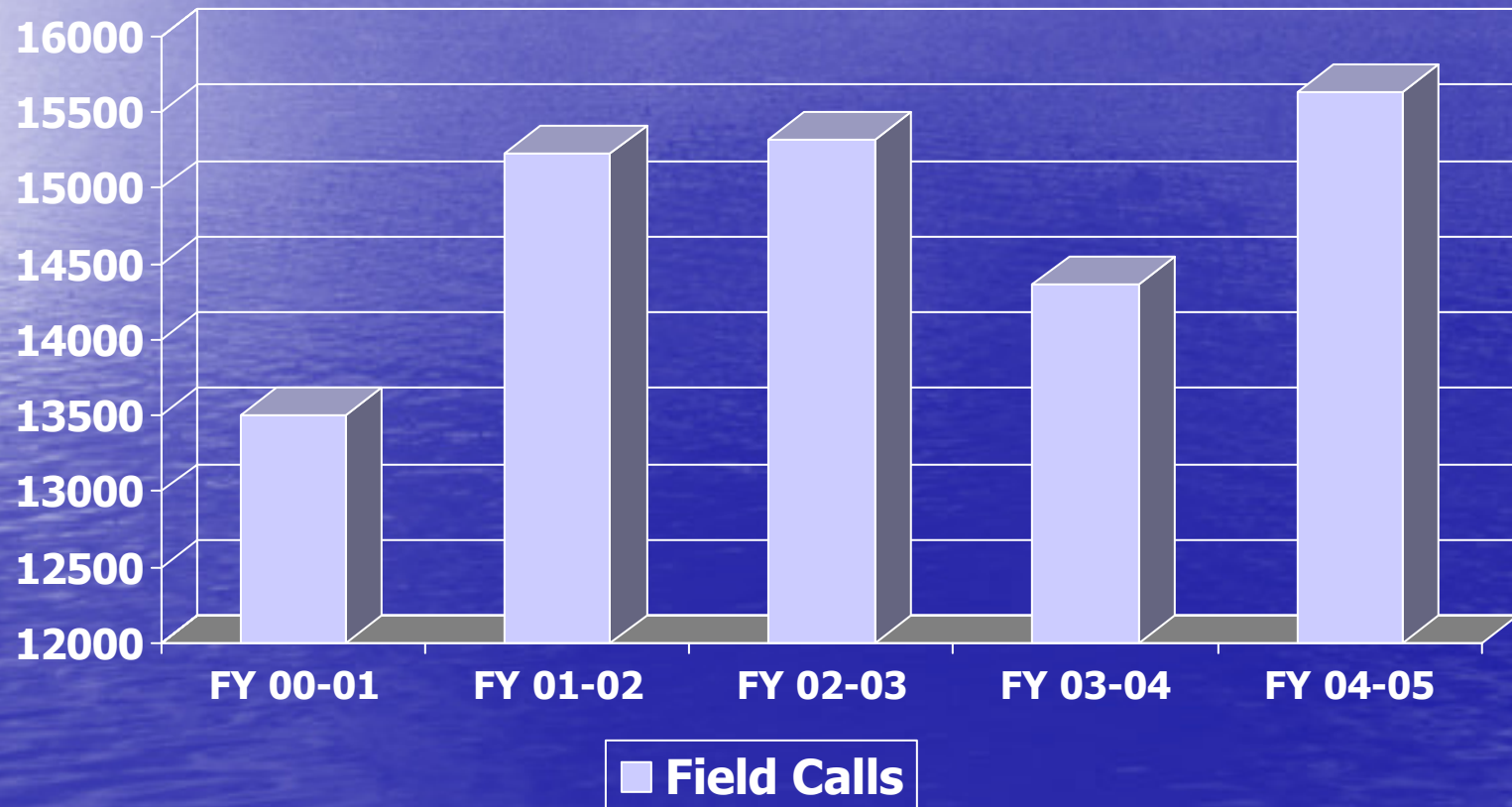
Program Location (Page 29)

Entity	Org. Placement
Monterey	Public Health
San Luis Obispo	Sheriff
Santa Barbara	Public Health
Solano	General Services
Sonoma	Ag. Commissioner
Stanislaus	Sheriff
Ventura	Separate Dept.

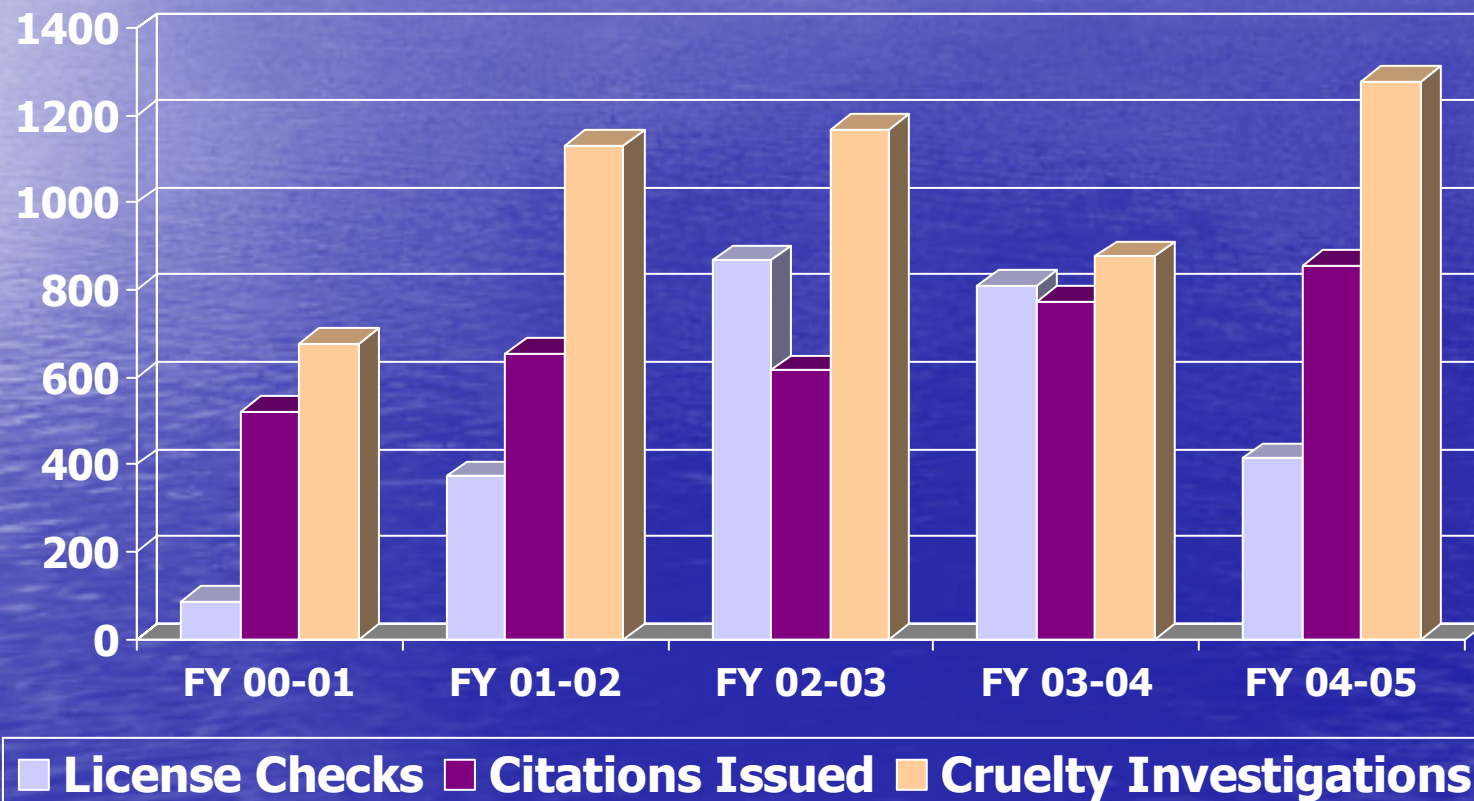
Operations and Service Levels

- Field / Shelter Services Together Achieve Economies of Scale.
 - Significant Turnover Causes Workload & Span of Control Issues.
- Turnover is Significant and Recruitment is Problematic.
 - Impacts Training.
 - Salaries.

ACO Field Service Calls (page 59)



ACO Detailed Activity Types (page 59)



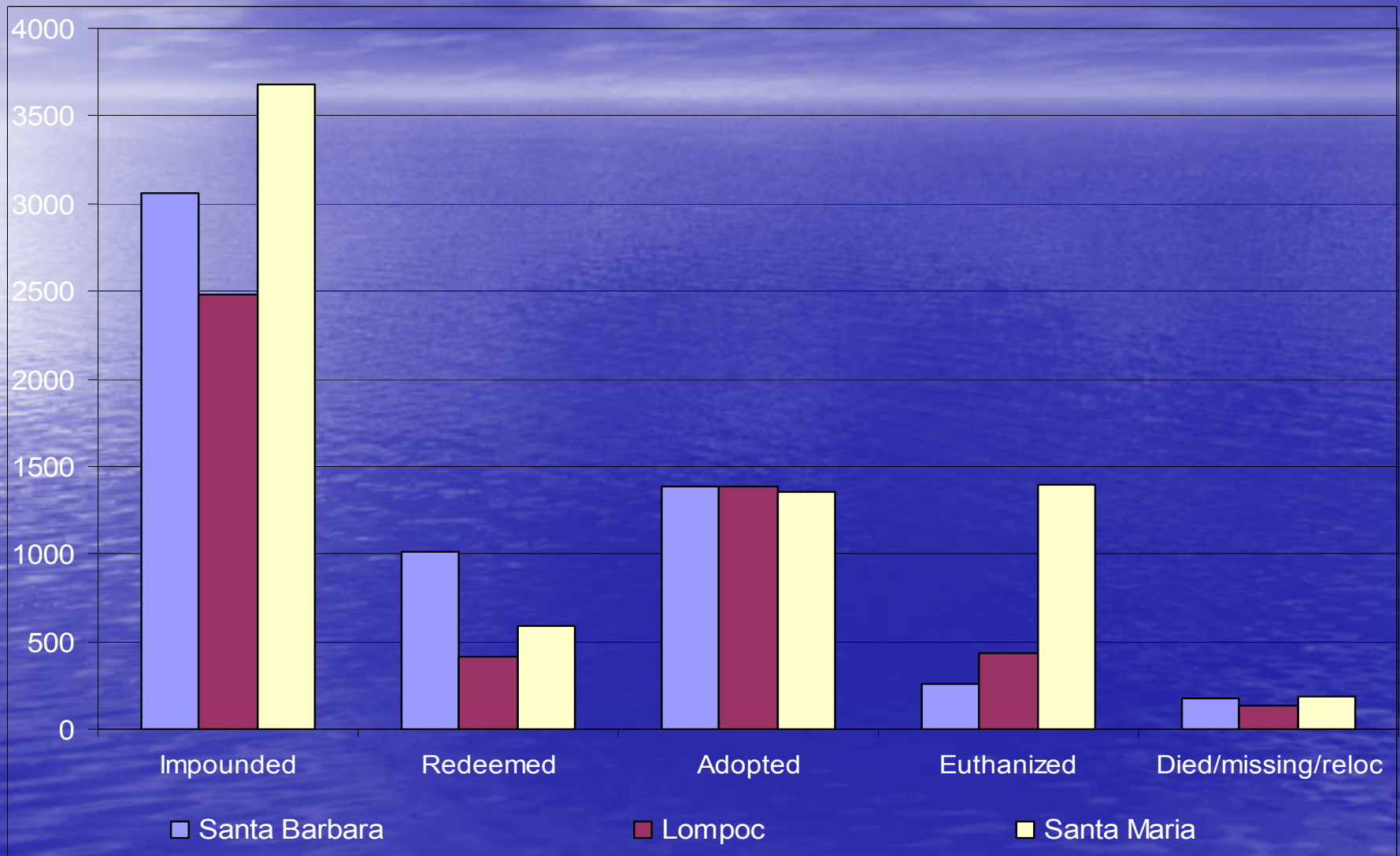
Kennel Attendant Positions (page 54)

	Current Budgeted Positions	Requested Increase for FY 2006-07	Recommended Increase for 7 day/week operation	Full Time Equivalent Utilization of Volunteers and Officers	Total FTEs Required to Perform Sheltering Operations
Santa Barbara	2			2.7	4.7
Lompoc	Zero	1	0.5	2.5	4.0
Santa Maria	2	1	1	3.9	7.9
Total Increase		2	1.5	9.1	16.6

General Fund Support (Page 40)

<u>Entity</u>	<u>Total</u> <u>Budget (mill)</u>	<u>Percent</u> <u>GF</u>
Sonoma, County	\$ 2.85	30.40%
Santa Barbara, Co	2.95	34.60%
Ventura, County	4.34	35.10%
Stanislaus, County	2.55	45.10%
San Luis Obispo, Co	1.93	46.70%
Solano, County	1.86	48.70%
Monterey, County	1.97	67.20%
Santa Cruz, JPA	2.46	85.30%

FY 04 – 05 Animal Intake & Dispositions



Governance / Administration

- Cities Strong Financial Partner.
- ✓ Engage the Cities on Operational / Policy Matters.
- ✓ Continue Program within PHD.
- ✓ Program Moved to General Fund (06-07).
- ✓ Continue to Maximize SB 90 Claims & Revenues.

Best Practice Analysis

- Understaffing Causes Stress, Turnover, Impacts Response Capabilities & Interferes with Training.
- Further Analyze the Use of Extra Help Staff for License Canvassing.
- Continue to Strongly Support Volunteer Activities.

Developing Issues / Follow-up

- Ensure Continuity of Services to Cities.
 - Solvang.
 - Carpinteria.
 - Santa Barbara.
- Follow-up on Report Items.
 - Spay/Neuter Services, Programs & Policies.
 - Veterinarian Services.
 - Personnel Issues (e.g., Salaries).