

Attachment D



Report of County Vendors Paid \$200,000+

For the period of July 1, 2024—June 30, 2025



one
COUNTY
one
FUTURE

County of Santa Barbara
Office of the Auditor-Controller
Internal Audit Division

Betsy M. Schaffer, CPA, CFE, CPFO, *Auditor-Controller*
C. Edwin Price, Jr., CPA, CPFO, *Assistant Auditor-Controller*
Joel W. Boyer, CPA, *Internal Audit Division Chief*

Photo: Los Padres National Forest by Ben Phillips

Report of County Vendors Paid \$200,000+

For the period of July 1, 2024 – June 30, 2025

Background

The Report of County Vendors Paid \$200,000+ (Report) for the period of July 1, 2024, through June 30, 2025, is respectfully submitted by the Internal Audit Division of the Santa Barbara County Office of the Auditor-Controller to the Board of Supervisors (Board), in alignment with the Board-approved Fiscal Year (FY) 2024–2025 and FY 2025-2026 Internal Audit Plans. This Report was originally developed by the Auditor-Controller in response to a 2012 Grand Jury recommendation and has since been issued annually each fiscal year.

During FY 2011-2012 the Santa Barbara County Grand Jury issued a report titled 'A Failure of Oversight: Lompoc Housing and Community Development Corporation' in which the first recommendation was "That the Santa Barbara County Board of Supervisors establish a policy that the Auditor-Controller conduct an annual audit, with certain time deadlines, of all organizations that receive County funds in excess of \$100,000."

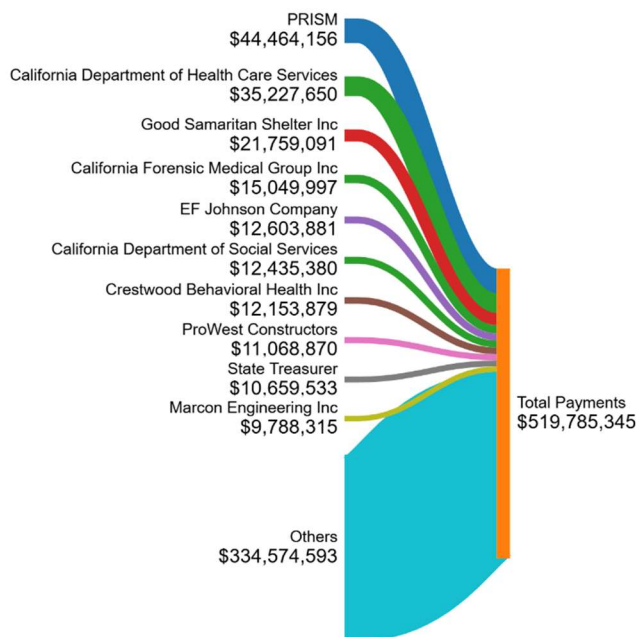
The \$100,000 audit threshold was recommended per California Government Code Section 25502.5 which effectively set the County's Board Contract threshold at \$100,000. The Code Section was subsequently revised, effective January 1, 2019, effectively increasing the County's Board Contract threshold to \$200,000. As such, the scope of this report was changed from \$100,000+ to \$200,000+ as well to stay aligned with the new threshold.

The amounts represented in this Report consist solely of payments made by County departments and does not include payments made by external agencies (ex: special districts) that use the County's general ledger system. Additionally, payments related to refunds or reimbursements (ex: property tax refunds) or legal settlements have been excluded for the purposes of this Report as they do not represent true vendor payments for goods and services.

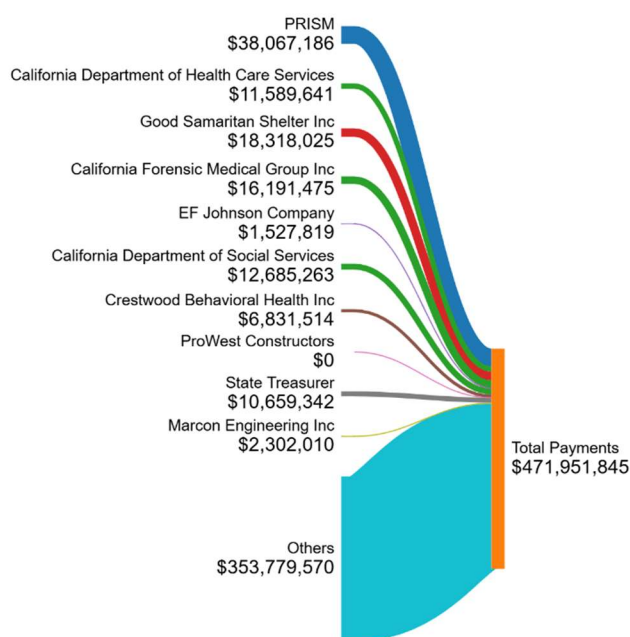
Please see the remaining pages of the Report for the full listing of vendors paid over \$200,000 during the reporting period, beginning with an analysis of the top ten vendors that received the most County funds, top ten departments that paid the most to the vendors on the list, and vendor counts by payment threshold.

Top 10 Vendors With \$200,000+ in Payments by Fiscal Year (FY)

FY 2024 - 2025



FY 2023 - 2024



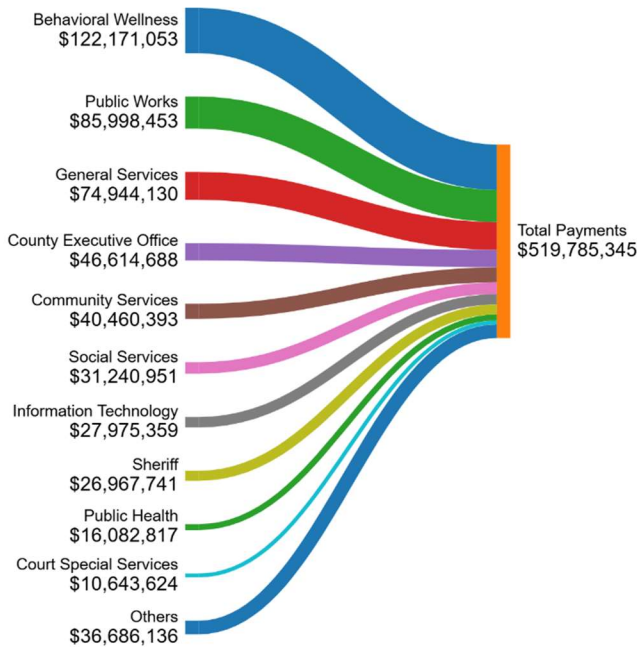
Vendor	FY 2024-2025	FY 2023-2024	\$ Variance	% Variance
PRISM	\$ 44,464,156	\$ 38,067,186	\$ 6,396,970	17%
California Department of Health Care Services	35,227,650	11,589,641	23,638,009	204%
Good Samaritan Shelter Inc	21,759,091	18,318,025	3,441,066	19%
California Forensic Medical Group Inc	15,049,997	16,191,475	(1,141,478)	(7%)
EF Johnson Company	12,603,881	1,527,819	11,076,062	725%
California Department of Social Services	12,435,380	12,685,263	(249,883)	(2%)
Crestwood Behavioral Health Inc	12,153,879	6,831,514	5,322,365	78%
ProWest Constructors	11,068,870	-	11,068,870	100%
State Treasurer	10,659,533	10,659,342	191	<1%
Marcon Engineering Inc	9,788,315	2,302,010	7,486,305	325%
Others	334,574,593	353,779,570	(19,204,977)	(5%)
Total	\$ 519,785,345	\$ 471,951,845	\$ 47,833,500	10%

Analysis: The charts and table above display the total payments made to the top ten vendors with payments greater than \$200,000 in the current FY as well as their prior FY amounts for comparison. The top five vendors with the highest percentage of variance year-over-year changed due to the following:

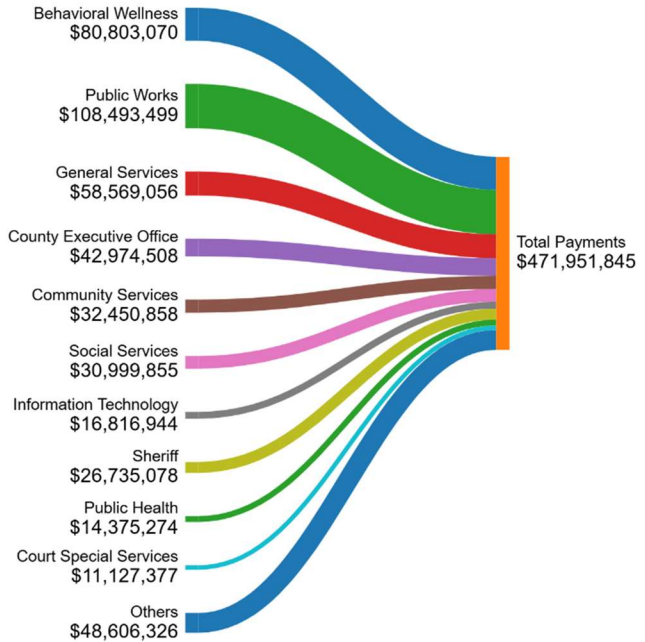
- Payments to EF Johnson Company (BC1094) increased by \$11,076,062, 725% compared to the prior year, due to the commencement of the Public Safety Radio Network Project (PSRN) and completion of Phases 2B and 3B.
- Payments to Marcon Engineering Inc increased by \$7,486,305, or 325% compared to the prior year, due to a construction contract for General Services Project No. 20033, Cachuma Lake Recreational Vehicle Site Renewal, Third District. During the FY, the Board approved an increase in the contingency amount by a total of \$952,730 and extended the contract term through July 31, 2025.
- Payments to the California Department of Health Care Services increased by \$23,638,009, or 204% compared to the prior year, primarily due to an intergovernmental transfer agreement for the organized delivery of substance use disorder treatment services to eligible Medi-Cal members, also known as Drug Medi-Cal Organized Delivery System (DMC-ODS) and Specialty Mental Health Services (SMHS).
- Payments to ProWest Constructors amounting to \$11,068,870 are related to a new contract awarded for the construction of Project No. 19014, the Probation Headquarters Building, First District. There were no payments to this vendor in the prior year.
- Payments to Crestwood Behavioral Health Inc increased by \$5,322,365, or 78%, due to an increase in year-over-year budgeted funds for Santa Barbara County Medi-Cal beneficiaries experiencing psychiatric emergencies in the Crisis Stabilization Unit (CSU).

Top 10 Departments With \$200,000+ Vendors by Fiscal Year (FY)

FY 2024 - 2025



FY 2023 - 2024



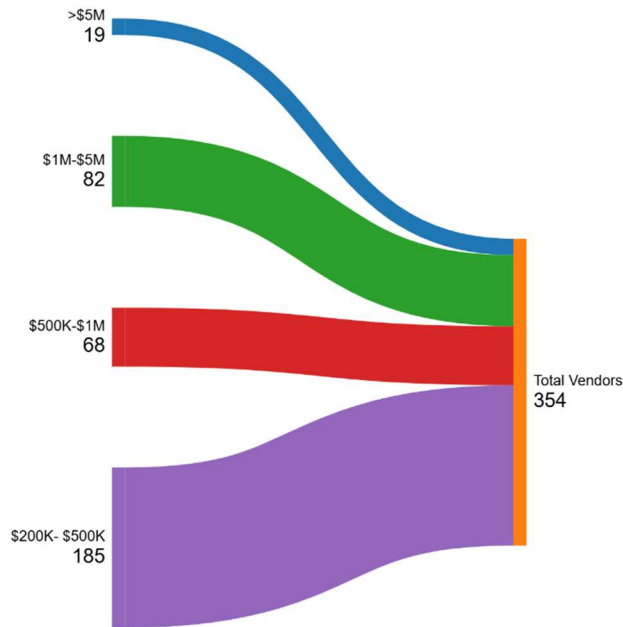
Departments	FY 2024-2025	FY 2023-2024	\$ Variance	% Variance
Behavioral Wellness	\$ 122,171,053	\$ 80,803,070	\$ 41,367,983	51%
Public Works	85,998,453	108,493,499	(22,495,046)	(21%)
General Services	74,944,130	58,569,056	16,375,074	28%
County Executive Office	46,614,688	42,974,508	3,640,180	8%
Community Services	40,460,393	32,450,858	8,009,535	25%
Social Services	31,240,951	30,999,855	241,096	<1%
Information Technology	27,975,359	16,816,944	11,158,415	66%
Sheriff	26,967,741	26,735,078	232,663	<1%
Public Health	16,082,817	14,375,274	1,707,543	12%
Court Special Services	10,643,624	11,127,377	(483,753)	(4%)
Others	36,686,136	48,606,326	(11,920,190)	(25%)
Total	\$ 519,785,345	\$ 471,951,845	\$ 47,833,500	10%

Analysis: The charts and table above display the top ten departments with payments to vendors greater than or equal to \$200,000 in the current FY as well as their prior FY amounts for comparison. The top five departments with the highest percentage of variance year-over-year changed due to the following:

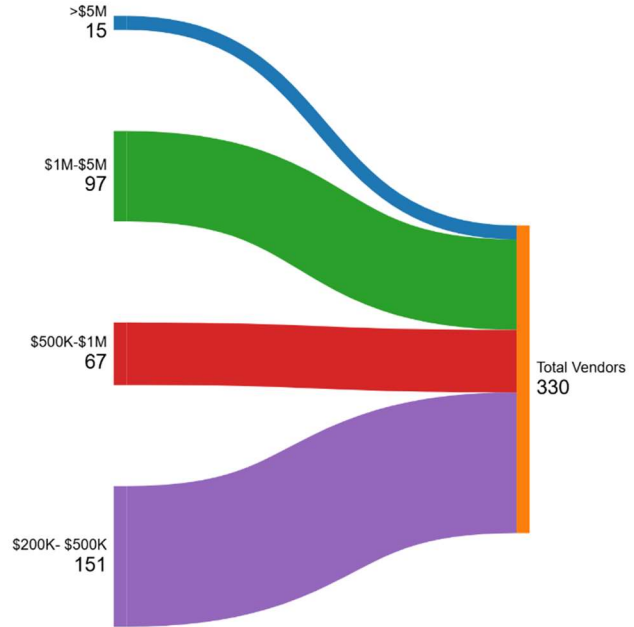
- Information Technology vendor payments increased by \$11,158,415, or 66%, due to one-time capital purchases for the Countywide Public Safety Radio Network Upgrade purchased with federal ARPA funds (American Rescue Plan Act, State and Local Fiscal Recovery Funds Grant) and vendor costs related to the Workday Enterprise Resource Planning implementation.
- Behavioral Wellness vendor payments increased by \$41,367,983, or 51%, due to provider contract revisions prompted by CalAIM, a Statewide initiative to shift Medi-Cal's reimbursements to the County from cost-based to fee-based. A portion reflects salary growth tied to an increase in staffing and cost of living adjustments, and the remainder is attributed to one-time supportive housing.
- General Services vendor payments increased by \$16,375,074, or 28%, year-over-year. Recent increases in expenditures include the Regional Fire Communications Center construction, Public Safety Radio Network sites construction Phase 2B, HVAC/BEMS upgrades, ADA and roof/parking-lot programs, and EV-charging installations.
- Community Services vendor payments increased by \$8,009,535, or 25%, due primarily to Parks capital projects commencing (~\$7M in capital assets for the Goleta Beach Lawn Renovation, Cachuma Pool Loop Waterline, and Orcutt Ball Field Lighting) and the ramp-up of Housing & Community Development homelessness programs, including operation of two interim supportive-housing sites at Hope Village and La Posada.
- Public Works vendor payments decreased by \$22,495,046, or 21%, year-over-year largely due to timing and completion of storm-recovery and transportation projects. Public Works notes that many 2023–2024 winter-storm recovery projects have now been finalized, reducing current-year contract activity, and that Highway 101 related projects have also reached completion, lowering FY 2024-25 spending with outside vendors.

Vendor Count per Payment Threshold by Fiscal Year (FY)

FY 2024 - 2025



FY 2023 - 2024



Vendor Disbursements by Threshold

Threshold	FY 2024-2025	FY 2023-2024	\$ Variance	% Variance
> \$5M	\$ 243,212,812	\$ 164,323,352	\$ 78,889,460	48%
\$1M - \$5M	173,168,578	212,084,174	(38,915,596)	(18%)
\$500K - \$1M	45,541,451	48,775,835	(3,234,384)	(7%)
\$200K - \$500K	57,862,504	46,768,484	11,094,020	24%
Total	\$ 519,785,345	\$ 471,951,845	\$ 47,833,500	10%

Vendor Count by Disbursement Threshold

Threshold	FY 2024-2025	FY 2023-2024	Variance	% Variance
>5M	19	15	4	27%
\$1M - \$5M	82	97	(15)	(15%)
\$500k - \$1M	68	67	1	<1%
\$200k - \$500K	185	151	34	23%
	354	330	24	7%

Analysis: The charts and tables above display the total vendor disbursements and the total vendor count by payment threshold in the current FY as well as the prior FY for comparison. Total vendor payments increased 10%, or \$47,833,500, and the number of vendors that were paid at least \$200,000 increased by 7%, or 24, in total.

County Vendors Paid \$200,000+ During FY 2024-2025

County Vendors Paid \$200,000+

The table below, and extending through the end of the report, displays the full list of vendors that were paid a cumulative amount of \$200,000 or more by the County during the period of July 1, 2024 – June 30, 2025.

Vendor Name	Department	Fund	Amount
PRISM Total			\$44,464,156
PRISM	County Executive Office	County Liability-Self Insurance	24,245,823
PRISM	County Executive Office	Workers' Comp Self Insurance	19,191,158
PRISM	General Services	Capital Outlay	1,027,175
California Department of Health Care Services Total			\$35,227,650
California Department of Health Care Services	Behavioral Wellness	Mental Health Services Act	29,390,022
California Department of Health Care Services	Behavioral Wellness	Alcohol and Drug Programs	4,046,450
California Department of Health Care Services	Behavioral Wellness	Mental Health Services	1,505,160
California Department of Health Care Services	Public Health	Health Care	161,781
California Department of Health Care Services	Fire	Fire Protection Dist	106,625
California Department of Health Care Services	Sheriff	General	17,612
Good Samaritan Shelter Inc Total			\$21,759,091
Good Samaritan Shelter Inc	Community Services	Affordable Housing	8,842,241
Good Samaritan Shelter Inc	Behavioral Wellness	Alcohol and Drug Programs	7,323,831
Good Samaritan Shelter Inc	Probation	General	1,616,900
Good Samaritan Shelter Inc	Behavioral Wellness	Mental Health Services	1,442,734
Good Samaritan Shelter Inc	Behavioral Wellness	Mental Health Services Act	660,032
Good Samaritan Shelter Inc	Community Services	General	653,180
Good Samaritan Shelter Inc	Social Services	Social Services	583,217
Good Samaritan Shelter Inc	Community Services	HOME Program	468,000
Good Samaritan Shelter Inc	Sheriff	General	100,171
Good Samaritan Shelter Inc	Public Health	Health Care	30,727
Good Samaritan Shelter Inc	Community Services	CDBG Federal	21,948
Good Samaritan Shelter Inc	Social Services	WIOA-WDB	16,110
California Forensic Medical Group Inc Total			\$15,049,997
California Forensic Medical Group Inc	Sheriff	General	13,549,792
California Forensic Medical Group Inc	Probation	General	1,500,205
EF Johnson Company Total			\$12,603,881
EF Johnson Company	Information Technology	Communications Services	12,603,881
California Department of Social Services Total			\$12,435,380
California Department of Social Services	Social Services	SB IHSS Public Authority	12,418,825
California Department of Social Services	Social Services	Social Services	16,555
Crestwood Behavioral Health Inc Total			\$12,153,879
Crestwood Behavioral Health Inc	Behavioral Wellness	Mental Health Services	6,372,348
Crestwood Behavioral Health Inc	Behavioral Wellness	Mental Health Services Act	5,781,531
ProWest Constructors Total			\$11,068,870
ProWest Constructors	General Services	Capital Outlay	11,068,870
State Treasurer Total			\$10,659,533
State Treasurer	Court Special Services	Court Activities	9,882,469

County Vendors Paid \$200,000+ During FY 2024-2025 cont.

State Treasurer	General Services	General	777,064
Marcon Engineering Inc Total			\$9,788,315
Marcon Engineering Inc	General Services	Capital Outlay	7,958,475
Marcon Engineering Inc	Public Works	So Coast Flood Zone	1,829,840
Marborg Industries Total			\$8,066,994
Marborg Industries	Public Works	Resource Recovery & Waste Mgt	7,612,369
Marborg Industries	Community Services	General	299,206
Marborg Industries	Fire	Fire Protection District	45,618
Marborg Industries	General Services	Utilities Services	38,233
Marborg Industries	Sheriff	General	32,657
Marborg Industries	Public Works	Laguna Co Sanitation-General	14,002
Marborg Industries	Public Works	Roads-Operations	9,091
Marborg Industries	General Services	General	5,541
Marborg Industries	Behavioral Wellness	Mental Health Services	4,415
Marborg Industries	General Services	Capital Outlay	2,879
Marborg Industries	Community Services	Affordable Housing	1,860
Marborg Industries	Clerk-Recorder-Assessor	General	642
Marborg Industries	Social Services	Social Services	250
Marborg Industries	Public Health	Health Care	113
Marborg Industries	Behavioral Wellness	Mental Health Services Act	70
Marborg Industries	Behavioral Wellness	Alcohol and Drug Programs	48
Telecare Corporation Total			\$7,672,445
Telecare Corporation	Behavioral Wellness	Mental Health Services Act	7,672,445
Amerisourcebergen Drug Corp Total			\$7,564,534
Amerisourcebergen Drug Corp	Public Health	Health Care	7,564,534
Granite Construction Company Total			\$7,463,687
Granite Construction Company	Public Works	Roads-Capital Maintenance	6,942,327
Granite Construction Company	Public Works	Roads-Operations	475,085
Granite Construction Company	Public Works	Santa Ynez Flood Zone	15,898
Granite Construction Company	Public Works	So Coast Flood Zone	11,506
Granite Construction Company	Public Works	Resource Recovery & Waste Mgt	10,140
Granite Construction Company	Public Works	Roads-Capital Infrastructure	8,731
US Bank Corporate Payment System Total			\$6,099,792
US Bank Corporate Payment System	Social Services	Social Services	913,545
US Bank Corporate Payment System	Sheriff	General	787,374
US Bank Corporate Payment System	Fire	Fire Protection Dist	714,790
US Bank Corporate Payment System	Community Services	General	292,153
US Bank Corporate Payment System	Public Defender	General	267,974
US Bank Corporate Payment System	General Services	Vehicle Operations/Maintenance	254,534
US Bank Corporate Payment System	Probation	General	253,111
US Bank Corporate Payment System	Behavioral Wellness	Mental Health Services	228,784
US Bank Corporate Payment System	Public Health	Health Care	228,661
US Bank Corporate Payment System	Public Works	Roads-Operations	157,875
US Bank Corporate Payment System	General Services	General	142,847
US Bank Corporate Payment System	Behavioral Wellness	Mental Health Services Act	134,168
US Bank Corporate Payment System	District Attorney	General	132,297

County Vendors Paid \$200,000+ During FY 2024-2025 cont.

US Bank Corporate Payment System	Treasurer-Tax Collector-Public	General	110,970
US Bank Corporate Payment System	Child Support Services	Child Support Services	94,798
US Bank Corporate Payment System	Human Resources	General	91,137
US Bank Corporate Payment System	First 5, Children & Families	First 5 Child & Families Comm	85,537
US Bank Corporate Payment System	Public Works	Resource Recovery & Waste Mgt	84,746
US Bank Corporate Payment System	Clerk-Recorder-Assessor	General	82,608
US Bank Corporate Payment System	Public Works	Flood Ctrl/Wtr Cons Dst Mt	81,835
US Bank Corporate Payment System	Public Works	Laguna Co Sanitation-General	80,434
US Bank Corporate Payment System	Social Services	WIOA-WDB	78,897
US Bank Corporate Payment System	Agricultural Commissioner/W&M	General	76,384
US Bank Corporate Payment System	Information Technology	Information Technology Srvc	76,288
US Bank Corporate Payment System	Information Technology	Communications Services	67,614
US Bank Corporate Payment System	Auditor-Controller	General	63,581
US Bank Corporate Payment System	Public Works	General	59,455
US Bank Corporate Payment System	Board of Supervisors	General	55,670
US Bank Corporate Payment System	Planning & Development	Planning and Development	55,421
US Bank Corporate Payment System	Public Health	General	45,936
US Bank Corporate Payment System	County Executive Office	General	45,120
US Bank Corporate Payment System	General County Programs	General	36,055
US Bank Corporate Payment System	Fire	General	35,571
US Bank Corporate Payment System	Public Works	Water Agency	33,616
US Bank Corporate Payment System	Behavioral Wellness	Alcohol and Drug Programs	32,808
US Bank Corporate Payment System	County Counsel	General	32,438
US Bank Corporate Payment System	County Executive Office	Workers' Comp Self Insurance	20,948
US Bank Corporate Payment System	Sheriff	Inmate Welfare	17,513
US Bank Corporate Payment System	Public Works	So Coast Flood Zone	10,100
US Bank Corporate Payment System	Public Health	Environmental Health Services	9,316
US Bank Corporate Payment System	Clerk-Recorder-Assessor	Clerk-Recorder	8,502
US Bank Corporate Payment System	General Services	Capital Outlay	6,371
US Bank Corporate Payment System	Planning & Development	General	3,442
US Bank Corporate Payment System	County Executive Office	County Liability-Self Insuranc	3,420
US Bank Corporate Payment System	Social Services	SB IHSS Public Authority	1,843
US Bank Corporate Payment System	Human Resources	Dental Self-Insurance Fund	1,700
US Bank Corporate Payment System	Public Works	CSA 12 Mission Cyn Swr Svc Chg	900
US Bank Corporate Payment System	Planning & Development	Petroleum Department	373
US Bank Corporate Payment System	Debt Service	Municipal Finance Debt Svc	160
US Bank Corporate Payment System	General Services	Utilities Services	156
US Bank Corporate Payment System	Information Technology	General	16
Sukut Construction Total			\$5,653,207
Sukut Construction	Public Works	Resource Recovery & Waste Mgt	5,653,207
Aegis Treatment Centers LLC Total			\$5,306,627
Aegis Treatment Centers LLC	Behavioral Wellness	Alcohol and Drug Programs	5,306,627
Edwards Construction Group Inc Total			\$5,089,614
Edwards Construction Group Inc	General Services	Capital Outlay	5,089,614
Papich Construction Inc Total			\$5,085,160

County Vendors Paid \$200,000+ During FY 2024-2025 cont.

Papich Construction Inc	Public Works	Roads-Capital Infrastructure	3,919,129
Papich Construction Inc	Public Works	Roads-Operations	966,620
Papich Construction Inc	Public Works	Resource Recovery & Waste Mgt	199,411
Casa Pacifica Total			\$4,834,556
Casa Pacifica	Behavioral Wellness	Mental Health Services Act	1,919,150
Casa Pacifica	Behavioral Wellness	Mental Health Services	1,484,453
Casa Pacifica	Social Services	Social Services	1,430,953
Transitions Mental Health Assoc Total			\$4,449,555
Transitions Mental Health Assoc	Behavioral Wellness	Mental Health Services Act	4,162,529
Transitions Mental Health Assoc	Behavioral Wellness	Mental Health Services	287,026
Compuwave Inc Total			\$4,331,122
Compuwave Inc	Information Technology	Information Technology Svcs	1,842,419
Compuwave Inc	Sheriff	General	349,933
Compuwave Inc	Public Health	Health Care	328,385
Compuwave Inc	District Attorney	General	216,696
Compuwave Inc	Behavioral Wellness	Mental Health Services	215,329
Compuwave Inc	Fire	Fire Protection Dist	199,714
Compuwave Inc	Probation	General	173,893
Compuwave Inc	Social Services	Social Services	146,416
Compuwave Inc	Community Services	General	112,347
Compuwave Inc	Public Works	Roads-Operations	99,897
Compuwave Inc	Planning & Development	Planning and Development	83,110
Compuwave Inc	Treasurer-Tax Collector-Public	General	71,554
Compuwave Inc	Public Defender	General	50,016
Compuwave Inc	Behavioral Wellness	Mental Health Services Act	47,101
Compuwave Inc	Child Support Services	Child Support Services	44,589
Compuwave Inc	Public Works	Resource Recovery & Waste Mgt	42,646
Compuwave Inc	Public Health	Environmental Health Services	40,999
Compuwave Inc	Public Works	Flood Ctrl/Wtr Cons Dst Mt	39,870
Compuwave Inc	Agricultural Commissioner/W&M	General	38,409
Compuwave Inc	General Services	Capital Outlay	32,459
Compuwave Inc	Clerk-Recorder-Assessor	General	23,240
Compuwave Inc	Human Resources	General	23,000
Compuwave Inc	Sheriff	Inmate Welfare	21,920
Compuwave Inc	Public Health	General	21,349
Compuwave Inc	Public Works	General	19,641
Compuwave Inc	Clerk-Recorder-Assessor	Clerk-Recorder	14,422
Compuwave Inc	Planning & Development	General	11,975
Compuwave Inc	Public Works	Water Agency	6,471
Compuwave Inc	Public Works	Laguna Co Sanitation-General	5,596
Compuwave Inc	Fire	General	4,557
Compuwave Inc	Behavioral Wellness	Alcohol and Drug Programs	2,441
Compuwave Inc	Planning & Development	Petroleum Department	728
Santa Barbara Council n Alcoholism & Dru... Total			\$4,310,135
Santa Barbara Council On Alcoholism & Dru...	Behavioral Wellness	Alcohol and Drug Programs	4,089,930
Santa Barbara Council On Alcoholism & Dru...	Probation	General	220,205

County Vendors Paid \$200,000+ During FY 2024-2025 cont.

Toro Enterprises Inc Total			\$4,242,910
Toro Enterprises Inc	Public Works	Roads-Capital Infrastructure	3,197,794
Toro Enterprises Inc	Public Works	Resource Recovery & Waste Mgt	1,045,116
Pacific Gas & Electric Co Total			\$4,177,137
Pacific Gas & Electric Co	General Services	Utilities Services	2,055,439
Pacific Gas & Electric Co	Public Works	Laguna Co Sanitation-General	1,009,569
Pacific Gas & Electric Co	Public Works	North County Lighting Dist	650,189
Pacific Gas & Electric Co	Social Services	Social Services	276,977
Pacific Gas & Electric Co	Community Services	General	48,170
Pacific Gas & Electric Co	Public Works	Resource Recovery & Waste Mgt	34,202
Pacific Gas & Electric Co	Community Services	Parks Dept Capital Projects	31,569
Pacific Gas & Electric Co	Fire	Fire Protection Dist	29,024
Pacific Gas & Electric Co	Sheriff	General	15,940
Pacific Gas & Electric Co	Public Works	SM Flood Zone	10,114
Pacific Gas & Electric Co	Child Support Services	Child Support Services	6,763
Pacific Gas & Electric Co	Public Health	Health Care	5,834
Pacific Gas & Electric Co	Public Works	Roads-Capital Infrastructure	3,000
Pacific Gas & Electric Co	Public Works	Water Agency	270
Pacific Gas & Electric Co	Community Services	CSA 5	33
Pacific Gas & Electric Co	Community Services	CSA 4	24
Pacific Gas & Electric Co	Public Works	Flood Ctrl/Wtr Cons Dst Mt	20
Lash Construction Co Inc Total			\$3,937,540
Lash Construction Co Inc	Public Works	So Coast Flood Zone	3,798,861
Lash Construction Co Inc	Public Works	Roads-Operations	138,679
New Beginnings Counseling Center Total			\$3,579,233
New Beginnings Counseling Center	Community Services	Affordable Housing	3,443,695
New Beginnings Counseling Center	Community Services	General	116,430
New Beginnings Counseling Center	Community Services	CDBG Federal	19,108
Calm Inc Total			\$3,565,364
Calm Inc	Behavioral Wellness	Mental Health Services Act	1,927,886
Calm Inc	Behavioral Wellness	Mental Health Services	883,150
Calm Inc	Social Services	Social Services	667,211
Calm Inc	District Attorney	General	49,200
Calm Inc	Community Services	General	31,317
Calm Inc	First 5, Children & Families	First 5 Child & Families Comm	6,600
Mental Health Association In Santa Barbar... Total			\$3,454,654
Mental Health Association In Santa Barbar...	Behavioral Wellness	Mental Health Services Act	1,749,948
Mental Health Association In Santa Barbar...	Behavioral Wellness	Mental Health Services	1,704,706
Community Solutions Inc Total			\$3,419,983
Community Solutions Inc	Sheriff	General	2,531,004
Community Solutions Inc	Probation	General	888,979
J G Contracting Total			\$3,390,721
J G Contracting	General Services	Capital Outlay	3,328,221
J G Contracting	General Services	General	59,750
J G Contracting	Public Health	Health Care	2,750
Big Green Cleaning Company Total			\$3,354,276

County Vendors Paid \$200,000+ During FY 2024-2025 cont.

Big Green Cleaning Company	General Services	General	1,030,181
Big Green Cleaning Company	Public Health	Health Care	582,725
Big Green Cleaning Company	Community Services	General	459,580
Big Green Cleaning Company	Social Services	Social Services	413,517
Big Green Cleaning Company	Behavioral Wellness	Mental Health Services Act	382,748
Big Green Cleaning Company	Probation	General	222,949
Big Green Cleaning Company	Behavioral Wellness	Mental Health Services	130,196
Big Green Cleaning Company	Fire	Fire Protection Dist	35,614
Big Green Cleaning Company	Behavioral Wellness	Alcohol and Drug Programs	31,178
Big Green Cleaning Company	Child Support Services	Child Support Services	22,940
Big Green Cleaning Company	Sheriff	General	10,186
Big Green Cleaning Company	Public Health	Environmental Health Services	9,395
Big Green Cleaning Company	Clerk-Recorder-Assessor	General	7,221
Big Green Cleaning Company	First 5, Children & Families	First 5 Child & Families Comm	4,087
Big Green Cleaning Company	District Attorney	General	3,015
Big Green Cleaning Company	Human Resources	General	2,175
Big Green Cleaning Company	General Services	Capital Outlay	2,079
Big Green Cleaning Company	Public Works	Roads-Operations	1,524
Big Green Cleaning Company	Public Works	General	1,018
Big Green Cleaning Company	Fire	General	720
Big Green Cleaning Company	Public Health	General	443
Big Green Cleaning Company	Community Services	Parks Dept Capital Projects	374
Big Green Cleaning Company	County Counsel	General	240
Big Green Cleaning Company	Public Defender	General	110
Big Green Cleaning Company	Public Works	Resource Recovery & Waste Mgt	61
City of Santa Barbara Total			\$3,251,938
City of Santa Barbara	Community Services	General	1,886,979
City of Santa Barbara	General Services	Utilities Services	548,909
City of Santa Barbara	Community Services	Affordable Housing	231,730
City of Santa Barbara	General Services	General	138,930
City of Santa Barbara	Public Health	Health Care	133,140
City of Santa Barbara	Public Works	Water Agency	111,549
City of Santa Barbara	General Services	Capital Outlay	99,984
City of Santa Barbara	Sheriff	General	35,724
City of Santa Barbara	Fire	General	33,089
City of Santa Barbara	Public Works	Roads-Operations	11,097
City of Santa Barbara	Probation	General	8,819
City of Santa Barbara	Social Services	Social Services	4,843
City of Santa Barbara	Public Works	General	3,774
City of Santa Barbara	District Attorney	General	1,765
City of Santa Barbara	Information Technology	Communications Services	1,079
City of Santa Barbara	Public Works	So Coast Flood Zone	368
City of Santa Barbara	Public Works	Flood Ctrl/Wtr Cons Dst Mt	159
City of Santa Maria Total			\$3,072,496
City of Santa Maria	Community Services	General	2,500,509
City of Santa Maria	General Services	Utilities Services	304,283

County Vendors Paid \$200,000+ During FY 2024-2025 cont.

City of Santa Maria	Public Works	Laguna Co Sanitation-General	121,002
City of Santa Maria	Community Services	HOME Program	104,973
City of Santa Maria	Social Services	Social Services	24,079
City of Santa Maria	Public Works	Roads-Operations	8,435
City of Santa Maria	Behavioral Wellness	Mental Health Services Act	2,316
City of Santa Maria	Probation	General	1,848
City of Santa Maria	Public Works	SM Flood Zone	1,624
City of Santa Maria	Public Works	Orcutt Flood Zone	1,493
City of Santa Maria	General Services	General	937
City of Santa Maria	Public Health	Health Care	300
City of Santa Maria	Sheriff	Inmate Welfare	300
City of Santa Maria	Behavioral Wellness	Mental Health Services	155
City of Santa Maria	Public Works	Los Alamos Flood Zone	120
City of Santa Maria	Public Works	SM River Levee Maint Zone	107
City of Santa Maria	Child Support Services	Child Support Services	15
Southern California Edison Total			\$3,042,966
Southern California Edison	General Services	Utilities Services	2,393,504
Southern California Edison	Public Works	CSA 3 Unincorp Goleta Valley	275,149
Southern California Edison	Public Works	Resource Recovery & Waste Mgt	240,024
Southern California Edison	Public Works	CSA 31 Isla Vista	98,178
Southern California Edison	Public Works	CSA 11 Carp Valley/Summerland	23,115
Southern California Edison	Public Works	Roads-Alternative Transport	7,682
Southern California Edison	Public Works	Mission Lighting District	3,208
Southern California Edison	Public Works	CSA 12 Mission Cyn Swr Svc Chg	2,106
CalPortland Construction Total			\$2,930,252
CalPortland Construction	Public Works	Roads-Capital Maintenance	2,012,649
CalPortland Construction	Public Works	Roads-Operations	914,678
CalPortland Construction	Public Works	Flood Ctrl/Wtr Cons Dst Mt	1,423
CalPortland Construction	Public Works	CSA 41 Rancho SantaRita-Rd Mtc	1,056
CalPortland Construction	Public Works	SM Flood Zone	446
Pathpoint Total			\$2,821,965
Pathpoint	Behavioral Wellness	Mental Health Services Act	2,749,014
Pathpoint	Public Health	Health Care	43,601
Pathpoint	Social Services	Social Services	29,350
Falcon Fuels Inc Total			\$2,789,668
Falcon Fuels Inc	General Services	Vehicle Operations/Maintenance	2,789,668
Psynergy Programs Inc Total			\$2,716,780
Psynergy Programs Inc	Behavioral Wellness	Mental Health Services Act	2,716,780
California Department of Technology Total			\$2,705,908
California Department of Technology	Information Technology	Information Technology Svcs	2,705,908
Benefit Coordinators Corp Total			\$2,620,184
Benefit Coordinators Corp	Human Resources	Dental Self-Insurance Fund	2,615,184
Benefit Coordinators Corp	Human Resources	General	5,000
Indigent Conflict Defense Counsel For San... Total			\$2,584,590
Indigent Conflict Defense Counsel For San...	General County Programs	General	2,584,590

County Vendors Paid \$200,000+ During FY 2024-2025 cont.

Quinn Co Total			\$2,517,992
Quinn Co	Public Works	Roads-Operations	929,784
Quinn Co	Public Works	Resource Recovery & Waste Mgt	626,943
Quinn Co	Fire	Fire Protection Dist	378,347
Quinn Co	General Services	Capital Outlay	180,748
Quinn Co	General Services	General	125,970
Quinn Co	General Services	Vehicle Operations/Maintenance	79,723
Quinn Co	Public Works	Flood Ctrl/Wtr Cons Dst Mt	71,797
Quinn Co	Community Services	Parks Dept Capital Projects	32,283
Quinn Co	Public Works	SM River Levee Maint Zone	22,820
Quinn Co	Public Works	So Coast Flood Zone	15,818
Quinn Co	Public Works	Lompoc Valley Flood Zone	15,428
Quinn Co	Public Works	Roads-Capital Maintenance	13,965
Quinn Co	Community Services	General	10,915
Quinn Co	Public Works	Laguna Co Sanitation-General	9,178
Quinn Co	Sheriff	General	3,841
Quinn Co	Public Works	SM Flood Zone	432
Quincon Inc Total			\$2,376,707
Quincon Inc	General Services	Capital Outlay	2,117,056
Quincon Inc	Community Services	Parks Dept Capital Projects	234,950
Quincon Inc	Community Services	General	24,701
Family Service Agency Total			\$2,376,098
Family Service Agency	Behavioral Wellness	Mental Health Services	932,796
Family Service Agency	Social Services	Social Services	675,805
Family Service Agency	Behavioral Wellness	Mental Health Services Act	512,735
Family Service Agency	Behavioral Wellness	Alcohol and Drug Programs	194,192
Family Service Agency	Community Services	General	60,570
Newton Construction & Management Inc Total			\$2,267,293
Newton Construction & Management Inc	General Services	Vehicle Operations/Maintenance	1,282,030
Newton Construction & Management Inc	General Services	Capital Outlay	981,048
Newton Construction & Management Inc	General Services	General	4,215
Diani Building Corp Total			\$2,236,427
Diani Building Corp	General Services	Capital Outlay	720,431
Diani Building Corp	Public Works	Resource Recovery & Waste Mgt	714,576
Diani Building Corp	Public Works	Insurance Proceeds Fund	322,318
Diani Building Corp	General Services	General	268,102
Diani Building Corp	Public Works	TRRP Capital	211,000
Accenture LLP Total			\$2,176,089
Accenture LLP	General County Programs	General	2,176,089
Level 3 Communications LLC Total			\$2,130,042
Level 3 Communications LLC	Information Technology	Communications Services	2,013,096
Level 3 Communications LLC	Information Technology	Information Technology Svcs	82,197
Level 3 Communications LLC	Public Health	Health Care	34,749
Amergis Healthcare Staffing Inc Total			\$2,129,542
Amergis Healthcare Staffing Inc	Behavioral Wellness	Mental Health Services	1,061,178

County Vendors Paid \$200,000+ During FY 2024-2025 cont.

Amergis Healthcare Staffing Inc	Behavioral Wellness	Mental Health Services Act	797,858
Amergis Healthcare Staffing Inc	Public Health	Health Care	270,506
Triumph Protection Group Inc Total			\$2,057,848
Triumph Protection Group Inc	General Services	General	1,167,382
Triumph Protection Group Inc	Sheriff	General	302,471
Triumph Protection Group Inc	Behavioral Wellness	Mental Health Services Act	278,363
Triumph Protection Group Inc	Public Health	Health Care	154,811
Triumph Protection Group Inc	Social Services	Social Services	104,821
Triumph Protection Group Inc	Community Services	General	34,883
Triumph Protection Group Inc	Behavioral Wellness	Mental Health Services	11,940
Triumph Protection Group Inc	Clerk-Recorder-Assessor	General	2,403
Triumph Protection Group Inc	Behavioral Wellness	Alcohol and Drug Programs	259
Triumph Protection Group Inc	County Executive Office	General	160
Triumph Protection Group Inc	Planning & Development	Fish and Game	115
Triumph Protection Group Inc	Board of Supervisors	General	108
Triumph Protection Group Inc	Public Works	Flood Ctrl/Wtr Cons Dst Mt	78
Triumph Protection Group Inc	Planning & Development	General	54
Geosyntec Consultants Inc Total			\$2,032,960
Geosyntec Consultants Inc	Public Works	Resource Recovery & Waste Mgt	1,277,901
Geosyntec Consultants Inc	Public Works	General	392,767
Geosyntec Consultants Inc	Planning & Development	Planning and Development	228,132
Geosyntec Consultants Inc	Public Works	TRRP Capital	89,686
Geosyntec Consultants Inc	Public Works	Water Agency	44,474
Santa Maria Broadway Plaza II, LLC Total			\$2,012,386
Santa Maria Broadway Plaza II, LLC	Social Services	Social Services	2,012,386
The Village Senior LP Total			\$1,990,000
The Village Senior LP	Community Services	HOME Program	1,990,000
City of Goleta Total			\$1,988,692
City of Goleta	Community Services	General	1,751,734
City of Goleta	Public Works	CSA 3 Unincorp Goleta Valley	236,958
Hanly General Engineering Corp Total			\$1,975,469
Hanly General Engineering Corp	Community Services	Parks Dept Capital Projects	1,362,972
Hanly General Engineering Corp	Community Services	General	502,414
Hanly General Engineering Corp	Public Works	Roads-Operations	61,383
Hanly General Engineering Corp	Public Works	Roads-Capital Maintenance	48,700
Powerscreen of Northern California Inc Total			\$1,924,830
Powerscreen of Northern California Inc	Public Works	Resource Recovery & Waste Mgt	1,924,830
Ramsey Asphalt Construction Total			\$1,860,421
Ramsey Asphalt Construction	Community Services	Parks Dept Capital Projects	1,102,770
Ramsey Asphalt Construction	Public Works	Roads-Operations	303,344
Ramsey Asphalt Construction	Public Works	Roads-Capital Maintenance	265,448
Ramsey Asphalt Construction	Public Works	Resource Recovery & Waste Mgt	98,442
Ramsey Asphalt Construction	Fire	Fire Protection Dist	44,430
Ramsey Asphalt Construction	Community Services	General	24,990
Ramsey Asphalt Construction	Public Works	Roads-Capital Infrastructure	20,997
Locumtenens.Com Total			\$1,803,300

County Vendors Paid \$200,000+ During FY 2024-2025 cont.

Locumtenens.Com	Behavioral Wellness	Mental Health Services Act	1,466,247
Locumtenens.Com	Behavioral Wellness	Mental Health Services	304,776
Locumtenens.Com	Behavioral Wellness	Alcohol and Drug Programs	32,277
Sanctuary Ctrs of Santa Barbara, Inc Total			\$1,786,754
Sanctuary Ctrs of Santa Barbara, Inc	Community Services	Affordable Housing	1,186,995
Sanctuary Ctrs of Santa Barbara, Inc	Behavioral Wellness	Alcohol and Drug Programs	572,826
Sanctuary Ctrs of Santa Barbara, Inc	Probation	General	26,933
Workday Inc Total			\$1,747,641
Workday Inc	General County Programs	General	1,747,641
Goodwill Industries of Ventura And Santa... Total			\$1,720,293
Goodwill Industries of Ventura And Santa...	Social Services	WIOA-WDB	1,590,826
Goodwill Industries of Ventura And Santa...	Probation	General	124,206
Goodwill Industries of Ventura And Santa...	Child Support Services	Child Support Services	5,261
Tarzana Treatment Centers Inc Total			\$1,707,661
Tarzana Treatment Centers Inc	Behavioral Wellness	Alcohol and Drug Programs	1,707,661
Motor Coach Industries Total			\$1,676,801
Motor Coach Industries	General Services	Vehicle Operations/Maintenance	1,676,801
Verizon Total			\$1,663,413
Verizon	Social Services	Social Services	213,572
Verizon	Sheriff	General	181,292
Verizon	Fire	Fire Protection Dist	154,675
Verizon	Behavioral Wellness	Mental Health Services Act	147,061
Verizon	Clerk-Recorder-Assessor	General	115,890
Verizon	Public Defender	General	103,159
Verizon	Probation	General	100,433
Verizon	Behavioral Wellness	Mental Health Services	84,781
Verizon	Public Health	Health Care	84,777
Verizon	Public Works	Roads-Operations	70,901
Verizon	Community Services	General	54,856
Verizon	General Services	General	43,543
Verizon	District Attorney	General	34,410
Verizon	Public Works	Flood Ctrl/Wtr Cons Dst Mt	31,430
Verizon	Agricultural Commissioner/W&M	General	29,600
Verizon	Public Works	Resource Recovery & Waste Mgt	26,713
Verizon	Public Health	General	20,213
Verizon	Behavioral Wellness	Alcohol and Drug Programs	19,608
Verizon	Public Health	Environmental Health Services	15,445
Verizon	Information Technology	Information Technology Svcs	13,796
Verizon	Public Works	General	13,682
Verizon	Planning & Development	Planning and Development	13,387
Verizon	Child Support Services	Child Support Services	11,354
Verizon	County Executive Office	General	10,189
Verizon	Treasurer-Tax Collector-Public	General	9,674
Verizon	First 5, Children & Families	First 5 Child & Families Comm	7,702
Verizon	County Counsel	General	7,101
Verizon	Public Works	Laguna Co Sanitation-General	6,536

County Vendors Paid \$200,000+ During FY 2024-2025 cont.

Verizon	Board of Supervisors	General	5,841
Verizon	Fire	General	5,653
Verizon	Human Resources	General	5,576
Verizon	General Services	Vehicle Operations/Maintenance	4,706
Verizon	Information Technology	Communications Services	4,411
Verizon	Sheriff	Inmate Welfare	3,636
Verizon	County Executive Office	County Liability-Self Insuranc	3,282
Verizon	County Executive Office	Workers' Comp Self Insurance	2,124
Verizon	Public Works	Water Agency	998
Verizon	Planning & Development	Petroleum Department	866
Verizon	Clerk-Recorder-Assessor	Clerk-Recorder	456
Verizon	Planning & Development	General	84
Taylor Jane Construction LP Total			\$1,638,901
Taylor Jane Construction LP	Public Works	Roads-Capital Infrastructure	1,152,511
Taylor Jane Construction LP	Public Works	General	445,380
Taylor Jane Construction LP	Public Works	Orcutt Flood Zone	22,548
Taylor Jane Construction LP	Public Works	Roads-Capital Maintenance	18,462
Managed Career Solutions Spc Total			\$1,628,228
Managed Career Solutions Spc	Social Services	WIOA-WDB	1,628,228
Tierra Contracting Inc Total			\$1,607,729
Tierra Contracting Inc	General Services	Capital Outlay	1,245,085
Tierra Contracting Inc	Public Works	Santa Ynez Flood Zone	262,284
Tierra Contracting Inc	Public Works	Resource Recovery & Waste Mgt	59,500
Tierra Contracting Inc	Public Works	CSA 12 Mission Cyn Swr Svc Chg	31,135
Tierra Contracting Inc	Public Works	So Coast Flood Zone	9,725
UDWA Santa Barbara IHSS Providers Trust Total			\$1,594,792
UDWA Santa Barbara IHSS Providers Trust	Social Services	SB IHSS Public Authority	1,594,792
Fighting Back Santa Maria Valley Total			\$1,579,032
Fighting Back Santa Maria Valley	Probation	General	715,294
Fighting Back Santa Maria Valley	Community Services	CDBG Federal	299,000
Fighting Back Santa Maria Valley	Community Services	Affordable Housing	255,692
Fighting Back Santa Maria Valley	Behavioral Wellness	Alcohol and Drug Programs	125,228
Fighting Back Santa Maria Valley	Social Services	Social Services	98,573
Fighting Back Santa Maria Valley	Community Services	General	67,079
Fighting Back Santa Maria Valley	District Attorney	General	11,833
Fighting Back Santa Maria Valley	Public Health	Health Care	4,833
Fighting Back Santa Maria Valley	Board of Supervisors	General	1,500
City of Lompoc Total			\$1,562,036
City of Lompoc	Community Services	General	883,954
City of Lompoc	General Services	Utilities Services	340,167
City of Lompoc	Public Works	Water Agency	306,929
City of Lompoc	Public Works	Flood Ctrl/Wtr Cons Dst Mt	25,400
City of Lompoc	Social Services	Social Services	3,284
City of Lompoc	Public Works	Roads-Operations	998
City of Lompoc	Behavioral Wellness	Mental Health Services Act	732
City of Lompoc	Public Health	Health Care	379

County Vendors Paid \$200,000+ During FY 2024-2025 cont.

City of Lompoc	Sheriff	General	147
City of Lompoc	Public Works	Roads-Capital Maintenance	46
Staples Advantage Total			\$1,561,180
Staples Advantage	Social Services	Social Services	554,559
Staples Advantage	Sheriff	General	196,768
Staples Advantage	Public Health	Health Care	143,917
Staples Advantage	Fire	Fire Protection Dist	118,977
Staples Advantage	Community Services	General	110,454
Staples Advantage	Probation	General	76,356
Staples Advantage	Behavioral Wellness	Mental Health Services	59,770
Staples Advantage	Behavioral Wellness	Mental Health Services Act	45,443
Staples Advantage	Public Health	General	37,466
Staples Advantage	Public Works	Roads-Operations	25,772
Staples Advantage	Planning & Development	Planning and Development	23,281
Staples Advantage	District Attorney	General	19,835
Staples Advantage	Public Works	General	15,752
Staples Advantage	Treasurer-Tax Collector-Public	General	15,144
Staples Advantage	Clerk-Recorder-Assessor	General	12,648
Staples Advantage	General Services	General	12,093
Staples Advantage	Clerk-Recorder-Assessor	Clerk-Recorder	11,108
Staples Advantage	Public Works	Resource Recovery & Waste Mgt	10,810
Staples Advantage	Public Health	Environmental Health Services	9,763
Staples Advantage	County Counsel	General	8,261
Staples Advantage	Public Works	Flood Ctrl/Wtr Cons Dst Mt	7,005
Staples Advantage	County Executive Office	General	6,476
Staples Advantage	General Services	Vehicle Operations/Maintenance	6,047
Staples Advantage	Agricultural Commissioner/W&M	General	5,702
Staples Advantage	Public Works	Laguna Co Sanitation-General	5,170
Staples Advantage	Social Services	SB IHSS Public Authority	3,832
Staples Advantage	Human Resources	General	2,998
Staples Advantage	Public Works	Water Agency	2,211
Staples Advantage	Fire	General	1,918
Staples Advantage	Behavioral Wellness	Alcohol and Drug Programs	1,767
Staples Advantage	Information Technology	Communications Services	1,709
Staples Advantage	Information Technology	Information Technology Svcs	1,460
Staples Advantage	County Executive Office	Workers' Comp Self Insurance	1,229
Staples Advantage	Planning & Development	General	1,136
Staples Advantage	Auditor-Controller	General	1,021
Staples Advantage	Child Support Services	Child Support Services	747
Staples Advantage	Court Special Services	Court Activities	693
Staples Advantage	Planning & Development	Petroleum Department	662
Staples Advantage	First 5, Children & Families	First 5 Child & Families Comm	431
Staples Advantage	Information Technology	General	249
Staples Advantage	General Services	Capital Outlay	241
Staples Advantage	Sheriff	Inmate Welfare	211
Staples Advantage	General Services	Utilities Services	48

County Vendors Paid \$200,000+ During FY 2024-2025 cont.

Staples Advantage	General County Programs	General	40
Medical Doctor Associates LLC DBA Cross C... Total			\$1,494,836
Medical Doctor Associates LLC DBA Cross C...	Public Health	Health Care	1,494,836
Buellton Garden Apartments LP Total			\$1,490,000
Buellton Garden Apartments LP	Community Services	HOME Program	1,244,352
Buellton Garden Apartments LP	Community Services	Affordable Housing	245,648
Santa Maria Ford Total			\$1,488,734
Santa Maria Ford	General Services	Vehicle Operations/Maintenance	1,424,014
Santa Maria Ford	Public Works	Laguna Co Sanitation-General	64,720
Plant Construction Company LP Total			\$1,483,591
Plant Construction Company LP	General Services	Capital Outlay	1,483,591
California Mental Health Services Authori... Total			\$1,470,087
California Mental Health Services Authori...	Behavioral Wellness	Mental Health Services Act	1,326,356
California Mental Health Services Authori...	Behavioral Wellness	Mental Health Services	143,731
Tri County Office Furniture Total			\$1,421,705
Tri County Office Furniture	General Services	Capital Outlay	526,693
Tri County Office Furniture	Behavioral Wellness	Mental Health Services Act	154,088
Tri County Office Furniture	Fire	Fire Protection Dist	146,283
Tri County Office Furniture	Social Services	Social Services	125,497
Tri County Office Furniture	Behavioral Wellness	Mental Health Services	122,993
Tri County Office Furniture	County Counsel	General	102,031
Tri County Office Furniture	District Attorney	General	80,166
Tri County Office Furniture	General Services	General	26,427
Tri County Office Furniture	Public Health	Health Care	24,241
Tri County Office Furniture	Community Services	General	21,583
Tri County Office Furniture	Probation	General	21,138
Tri County Office Furniture	Public Works	Roads-Operations	18,915
Tri County Office Furniture	Clerk-Recorder-Assessor	General	16,473
Tri County Office Furniture	Public Works	Flood Ctrl/Wtr Cons Dst Mt	6,426
Tri County Office Furniture	Clerk-Recorder-Assessor	Clerk-Recorder	5,000
Tri County Office Furniture	Agricultural Commissioner/W&M	General	4,626
Tri County Office Furniture	Public Works	Resource Recovery & Waste Mgt	4,228
Tri County Office Furniture	Public Health	Environmental Health Services	3,902
Tri County Office Furniture	First 5, Children & Families	First 5 Child & Families Comm	3,848
Tri County Office Furniture	Behavioral Wellness	Alcohol and Drug Programs	2,625
Tri County Office Furniture	Public Works	General	1,439
Tri County Office Furniture	Treasurer-Tax Collector-Public	General	1,413
Tri County Office Furniture	Sheriff	General	1,251
Tri County Office Furniture	Planning & Development	Planning and Development	279
Tri County Office Furniture	Fire	General	140
Regents of The University of California Total			\$1,414,327
Regents of The University of California	Public Works	Resource Recovery & Waste Mgt	805,318
Regents of The University of California	First 5, Children & Families	First 5 Child & Families Comm	283,812
Regents of The University of California	Agricultural Commissioner/W&M	General	180,783
Regents of The University of California	District Attorney	General	52,042
Regents of The University of California	Social Services	Social Services	46,284

County Vendors Paid \$200,000+ During FY 2024-2025 cont.

Regents of The University of California	Public Defender	General	22,417
Regents of The University of California	Public Health	Health Care	11,769
Regents of The University of California	Behavioral Wellness	Alcohol and Drug Programs	9,660
Regents of The University of California	County Counsel	General	746
Regents of The University of California	Public Health	Environmental Health Services	658
Regents of The University of California	County Executive Office	County Liability-Self Insuranc	432
Regents of The University of California	Treasurer-Tax Collector-Public	General	406
Kitchell CEM Total			\$1,413,981
Kitchell CEM	General Services	Capital Outlay	1,370,952
Kitchell CEM	General Services	General	43,029
Nacht & Lewis Architects Inc Total			\$1,372,635
Nacht & Lewis Architects Inc	General Services	Capital Outlay	1,372,635
R Burke Corporation Total			\$1,345,751
R Burke Corporation	General Services	Capital Outlay	1,033,672
R Burke Corporation	Public Works	Roads-Capital Infrastructure	303,715
R Burke Corporation	Public Works	Roads-Operations	8,364
Path Total			\$1,337,311
Path	Behavioral Wellness	Mental Health Services	705,963
Path	Community Services	General	263,878
Path	Community Services	Affordable Housing	183,594
Path	Community Services	CDBG Federal	99,854
Path	Probation	General	47,125
Path	Social Services	Social Services	36,897
Vista Pacifica Enterprises Inc Total			\$1,329,131
Vista Pacifica Enterprises Inc	Behavioral Wellness	Mental Health Services	1,329,131
MNS Engineers Total			\$1,250,351
MNS Engineers	Public Works	Roads-Capital Infrastructure	697,068
MNS Engineers	Public Works	Laguna Co Sanitation-General	248,302
MNS Engineers	Public Works	Roads-Operations	176,353
MNS Engineers	Public Works	Roads-Capital Maintenance	100,077
MNS Engineers	Public Works	Resource Recovery & Waste Mgt	28,551
Buellton Polo Village Partners LP Total			\$1,240,000
Buellton Polo Village Partners LP	Community Services	HOME Program	1,240,000
Innovative Construction Solutions Total			\$1,184,835
Innovative Construction Solutions	Public Works	General	1,184,835
Summit Food Service LLC Total			\$1,161,865
Summit Food Service LLC	Sheriff	General	1,161,865
Communify Total			\$1,155,537
Communify	Behavioral Wellness	Mental Health Services	444,119
Communify	Social Services	Social Services	227,518
Communify	Behavioral Wellness	Mental Health Services Act	226,178
Communify	Probation	General	123,992
Communify	Community Services	General	66,968
Communify	General County Programs	General	65,141
Communify	First 5, Children & Families	First 5 Child & Families Comm	1,000
Communify	Public Health	Health Care	621

County Vendors Paid \$200,000+ During FY 2024-2025 cont.

Veregy Pacific LLC Total			\$1,145,099
Veregy Pacific LLC	General Services	Utilities Services	1,087,352
Veregy Pacific LLC	Community Services	General	56,222
Veregy Pacific LLC	Public Works	Resource Recovery & Waste Mgt	1,525
First American Title Company Total			\$1,143,076
First American Title Company	Public Works	So Coast Flood Zone	592,707
First American Title Company	Behavioral Wellness	Mental Health Services Act	549,946
First American Title Company	Public Works	General	400
First American Title Company	General Services	General	23
Ernst & Young US LLP Total			\$1,140,025
Ernst & Young US LLP	General County Programs	General	713,218
Ernst & Young US LLP	County Executive Office	COVID-19 General Assistance	426,807
Channel Islands Post Acute Total			\$1,137,741
Channel Islands Post Acute	Behavioral Wellness	Mental Health Services	1,137,741
Jackson and Coker LLC Total			\$1,122,249
Jackson and Coker LLC	Behavioral Wellness	Mental Health Services Act	715,519
Jackson and Coker LLC	Behavioral Wellness	Mental Health Services	406,730
Com Plus Inc Total			\$1,120,979
Com Plus Inc	Information Technology	Communications Services	1,120,979
Frontier Total			\$1,095,221
Frontier	Information Technology	Communications Services	440,087
Frontier	Probation	General	177,381
Frontier	Sheriff	General	117,142
Frontier	Information Technology	Information Technology Svcs	81,663
Frontier	Public Works	Resource Recovery & Waste Mgt	65,675
Frontier	Community Services	General	49,337
Frontier	Fire	General	39,892
Frontier	Fire	Fire Protection Dist	35,394
Frontier	Public Health	Health Care	21,787
Frontier	General Services	General	16,372
Frontier	Behavioral Wellness	Mental Health Services Act	11,041
Frontier	Social Services	Social Services	10,160
Frontier	Public Health	General	8,363
Frontier	Agricultural Commissioner/W&M	General	6,211
Frontier	County Executive Office	General	3,067
Frontier	Behavioral Wellness	Mental Health Services	2,265
Frontier	Public Works	Laguna Co Sanitation-General	1,616
Frontier	General Services	Vehicle Operations/Maintenance	1,572
Frontier	Public Works	Roads-Operations	1,469
Frontier	Child Support Services	Child Support Services	1,329
Frontier	Board of Supervisors	General	982
Frontier	Public Works	General	817
Frontier	Behavioral Wellness	Alcohol and Drug Programs	711
Frontier	Public Health	Environmental Health Services	296
Frontier	Public Works	Flood Ctrl/Wtr Cons Dst Mt	296
Frontier	Human Resources	General	296

County Vendors Paid \$200,000+ During FY 2024-2025 cont.

Campbellsville University Inc Total			\$1,081,595
Campbellsville University Inc	Behavioral Wellness	Mental Health Services Act	1,081,595
Clear Water Services Total			\$1,071,072
Clear Water Services	Public Works	Resource Recovery & Waste Mgt	1,071,072
Healthstat Wellness Inc Total			\$1,059,906
Healthstat Wellness Inc	Human Resources	General	1,059,906
Housing Authority of the County of Santa... Total			\$1,042,992
Housing Authority of the County of Santa...	Community Services	HOME Program	1,025,350
Housing Authority of the County of Santa...	Behavioral Wellness	Mental Health Services	14,536
Housing Authority of the County of Santa...	Social Services	Social Services	1,795
Housing Authority of the County of Santa...	Behavioral Wellness	Mental Health Services Act	1,311
Enterprise FM Trust Total			\$1,039,456
Enterprise FM Trust	Sheriff	General	1,039,456
Southern Counties Fuels Total			\$962,418
Southern Counties Fuels	Public Works	Resource Recovery & Waste Mgt	816,546
Southern Counties Fuels	General Services	Vehicle Operations/Maintenance	142,986
Southern Counties Fuels	Fire	Fire Protection Dist	2,886
Santa Barbara Foundation Total			\$958,656
Santa Barbara Foundation	County Executive Office	COVID-19 General Assistance	486,120
Santa Barbara Foundation	Social Services	Social Services	456,619
Santa Barbara Foundation	Community Services	General	15,917
Carollo Engineers Inc Total			\$919,629
Carollo Engineers Inc	Public Works	Laguna Co Sanitation-General	809,017
Carollo Engineers Inc	Public Works	Water Agency	110,612
Derricks Roofing Total			\$905,411
Derricks Roofing	General Services	Capital Outlay	471,121
Derricks Roofing	General Services	General	434,290
Ochin Inc Total			\$903,578
Ochin Inc	Public Health	Health Care	903,578
Marian Regional Medical Center Total			\$867,498
Marian Regional Medical Center	Behavioral Wellness	Mental Health Services Act	739,085
Marian Regional Medical Center	Sheriff	General	67,605
Marian Regional Medical Center	Public Health	Health Care	22,906
Marian Regional Medical Center	Probation	General	20,642
Marian Regional Medical Center	Child Support Services	Child Support Services	17,260
Sylmar Health & Rehabilitation Center Total			\$867,373
Sylmar Health & Rehabilitation Center	Behavioral Wellness	Mental Health Services	867,373
Accela Inc Total			\$866,714
Accela Inc	Planning & Development	Planning and Development	618,106
Accela Inc	Public Health	Environmental Health Services	152,942
Accela Inc	County Executive Office	General	72,103
Accela Inc	Public Works	Roads-Operations	14,138
Accela Inc	Public Works	General	7,069
Accela Inc	Public Works	Resource Recovery & Waste Mgt	2,356
Servpro West Coast Drt Total			\$846,509
Servpro West Coast Drt	General Services	General	846,509

County Vendors Paid \$200,000+ During FY 2024-2025 cont.

Martin Marietta Materials Inc Total			\$835,909
Martin Marietta Materials Inc	Public Works	Roads-Operations	475,587
Martin Marietta Materials Inc	Public Works	Roads-Capital Maintenance	359,842
Martin Marietta Materials Inc	Public Works	Roads-Capital Infrastructure	480
Fluid Resource Management Total			\$810,221
Fluid Resource Management	Community Services	General	807,125
Fluid Resource Management	General Services	General	3,096
KPMG LLP Total			\$804,000
KPMG LLP	Behavioral Wellness	Mental Health Services Act	689,000
KPMG LLP	General County Programs	General	115,000
The Gas Company Total			\$799,316
The Gas Company	General Services	Utilities Services	769,902
The Gas Company	Social Services	Social Services	10,047
The Gas Company	Public Works	Laguna Co Sanitation-General	8,333
The Gas Company	Fire	Fire Protection Dist	3,765
The Gas Company	Public Works	Resource Recovery & Waste Mgt	3,688
The Gas Company	Sheriff	General	1,098
The Gas Company	Agricultural Commissioner/W&M	General	1,034
The Gas Company	Public Health	Health Care	816
The Gas Company	Child Support Services	Child Support Services	337
The Gas Company	Behavioral Wellness	Mental Health Services Act	160
The Gas Company	Behavioral Wellness	Mental Health Services	136
Van Dyk Baler Corporation Total			\$793,805
Van Dyk Baler Corporation	Public Works	Resource Recovery & Waste Mgt	667,681
Van Dyk Baler Corporation	Public Works	TRRP Capital	126,124
Goleta Water District Total			\$773,193
Goleta Water District	General Services	Utilities Services	632,163
Goleta Water District	Public Works	CSA 3 Unincorp Goleta Valley	123,479
Goleta Water District	Public Works	Water Agency	10,729
Goleta Water District	Sheriff	General	2,759
Goleta Water District	Community Services	Parks Dept Capital Projects	2,500
Goleta Water District	General Services	Capital Outlay	1,563
Wells Fargo Bank Total			\$772,720
Wells Fargo Bank	General Services	Utilities Services	402,675
Wells Fargo Bank	Public Works	Laguna Co Sanitation-General	338,760
Wells Fargo Bank	Behavioral Wellness	Mental Health Services Act	10,228
Wells Fargo Bank	Human Resources	General	4,959
Wells Fargo Bank	Probation	General	4,794
Wells Fargo Bank	Fire	Fire Protection Dist	3,817
Wells Fargo Bank	Behavioral Wellness	Mental Health Services	3,467
Wells Fargo Bank	District Attorney	General	3,256
Wells Fargo Bank	County Counsel	General	517
Wells Fargo Bank	Behavioral Wellness	Alcohol and Drug Programs	247
Santa Barbara Superior Court Operating Total			\$759,756
Santa Barbara Superior Court Operating	Court Special Services	Court Activities	757,431

County Vendors Paid \$200,000+ During FY 2024-2025 cont.

Santa Barbara Superior Court Operating	General Services	Vehicle Operations/Maintenance	2,325
World Wide Technology LLC Total			\$759,061
World Wide Technology LLC	Information Technology	Information Technology Svcs	759,061
Santa Barbara Family Care Center Total			\$751,278
Santa Barbara Family Care Center	Social Services	Social Services	751,278
Foundation For California Community Colle... Total			\$748,212
Foundation For California Community Colle...	Social Services	Social Services	720,592
Foundation For California Community Colle...	Social Services	WIOA-WDB	27,620
Sterling Care Psychiatric Group Inc Total			\$746,039
Sterling Care Psychiatric Group Inc	Behavioral Wellness	Mental Health Services Act	616,687
Sterling Care Psychiatric Group Inc	Behavioral Wellness	Alcohol and Drug Programs	71,235
Sterling Care Psychiatric Group Inc	Behavioral Wellness	Mental Health Services	58,117
Filippin Engineering Inc Total			\$725,605
Filippin Engineering Inc	Public Works	So Coast Flood Zone	501,424
Filippin Engineering Inc	Public Works	General	146,484
Filippin Engineering Inc	Public Works	Santa Ynez Flood Zone	44,132
Filippin Engineering Inc	Public Works	Orcutt Flood Zone	19,131
Filippin Engineering Inc	Public Works	Roads-Operations	9,494
Filippin Engineering Inc	Public Works	Flood Ctrl/Wtr Cons Dst Mt	4,940
Pavement Coatings Co Total			\$713,325
Pavement Coatings Co	Public Works	Roads-Capital Maintenance	696,854
Pavement Coatings Co	Public Works	Roads-Operations	16,471
Office Team Total			\$711,237
Office Team	Clerk-Recorder-Assessor	General	258,204
Office Team	Behavioral Wellness	Mental Health Services	241,058
Office Team	Behavioral Wellness	Mental Health Services Act	81,726
Office Team	General Services	General	56,243
Office Team	Community Services	General	43,402
Office Team	Clerk-Recorder-Assessor	Clerk-Recorder	27,633
Office Team	Public Works	Flood Ctrl/Wtr Cons Dst Mt	2,971
NEC Corp of America Total			\$708,189
NEC Corp of America	Information Technology	Communications Services	708,189
Santa Barbara County Education Office Total			\$696,483
Santa Barbara County Education Office	Behavioral Wellness	Mental Health Services Act	549,016
Santa Barbara County Education Office	County Executive Office	COVID-19 General Assistance	78,325
Santa Barbara County Education Office	Community Services	General	49,117
Santa Barbara County Education Office	Fire	Fire Protection Dist	14,417
Santa Barbara County Education Office	First 5, Children & Families	First 5 Child & Families Comm	5,028
Santa Barbara County Education Office	Sheriff	General	260
Santa Barbara County Education Office	Fire	General	190
Santa Barbara County Education Office	District Attorney	General	130
Laurel Labor Services Total			\$691,522
Laurel Labor Services	Public Works	Resource Recovery & Waste Mgt	691,522
V Lopez Jr & Sons General Engineering Contractors... Total			\$690,209
V Lopez Jr & Sons General Engineering Contractors...	Public Works	Laguna Co Sanitation-General	353,927
V Lopez Jr & Sons General Engineering Contractors...	Public Works	Resource Recovery & Waste Mgt	257,040

County Vendors Paid \$200,000+ During FY 2024-2025 cont.

V Lopez Jr & Sons General Engineering Contractors...	General Services	General	71,742
V Lopez Jr & Sons General Engineering Contractors...	Public Works	Roads-Operations	7,500
Dominion Voting Systems Inc Total			\$686,970
Dominion Voting Systems Inc	Clerk-Recorder-Assessor	General	686,970
Safe Boats International LLC Total			\$663,296
Safe Boats International LLC	Sheriff	General	663,296
Skanska USA Building Inc Total			\$653,127
Skanska USA Building Inc	General Services	Capital Outlay	653,127
Aurora Behavioral Health Care Santa Rosa Total			\$652,619
Aurora Behavioral Health Care Santa Rosa	Behavioral Wellness	Mental Health Services	652,619
SCRAM of California Inc Total			\$650,124
SCRAM of California Inc	Probation	General	650,124
Toppan Merrill LLC Total			\$640,882
Toppan Merrill LLC	Clerk-Recorder-Assessor	General	640,882
Bank of AmeriCA Account Analysis Total			\$633,211
Bank of AmeriCA Account Analysis	Treasurer-Tax Collector-Public	General	633,211
SM Tire Total			\$628,485
SM Tire	General Services	Vehicle Operations/Maintenance	437,664
SM Tire	Public Works	Resource Recovery & Waste Mgt	172,245
SM Tire	Public Works	Flood Ctrl/Wtr Cons Dst Mt	16,014
SM Tire	Public Works	Laguna Co Sanitation-General	2,525
SM Tire	Community Services	General	37
Bit California LLC DbA Document Fulfillme... Total			\$628,254
Bit California LLC DbA Document Fulfillme...	Social Services	Social Services	628,254
Tynan Group LP Total			\$627,067
Tynan Group LP	General Services	Capital Outlay	627,067
Mckesson Corp Total			\$624,875
Mckesson Corp	Public Health	Health Care	572,563
Mckesson Corp	Behavioral Wellness	Mental Health Services	45,624
Mckesson Corp	Behavioral Wellness	Mental Health Services Act	2,760
Mckesson Corp	Probation	General	2,167
Mckesson Corp	Behavioral Wellness	Alcohol and Drug Programs	1,731
Mckesson Corp	Public Health	Environmental Health Services	30
Qwik Response Total			\$617,844
Qwik Response	Community Services	Affordable Housing	569,685
Qwik Response	General Services	General	48,159
W.M. Lyles Co Total			\$612,127
W.M. Lyles Co	Public Works	Laguna Co Sanitation-General	612,127
Meyers Nave Total			\$611,365
Meyers Nave	Public Works	Resource Recovery & Waste Mgt	393,673
Meyers Nave	General County Programs	General	217,692
Landscape Structures Inc Total			\$606,933
Landscape Structures Inc	Community Services	General	606,933
Eggersmann North America Inc Total			\$604,902
Eggersmann North America Inc	Public Works	Resource Recovery & Waste Mgt	604,902
California Health and Recovery Solutions Pc Total			\$603,846

County Vendors Paid \$200,000+ During FY 2024-2025 cont.

California Health and Recovery Solutions Pc	Sheriff	General	603,846
JF Will Company Inc Total			\$586,878
JF Will Company Inc	Public Works	Roads-Capital Maintenance	586,878
Remedial Transportation Services Inc Total			\$581,056
Remedial Transportation Services Inc	Public Works	So Coast Flood Zone	581,056
Roger L Fortier DBA RLF Trucking Total			\$579,890
Roger L Fortier DBA RLF Trucking	Public Works	Resource Recovery & Waste Mgt	395,138
Roger L Fortier DBA RLF Trucking	Public Works	Roads-Capital Maintenance	173,559
Roger L Fortier DBA RLF Trucking	Public Works	Roads-Capital Infrastructure	5,993
Roger L Fortier DBA RLF Trucking	Public Works	Roads-Operations	5,200
Rush Truck Center Total			\$570,229
Rush Truck Center	General Services	Vehicle Operations/Maintenance	290,827
Rush Truck Center	Fire	Fire Protection Dist	279,402
California Department of State Hospitals Total			\$569,250
California Department of State Hospitals	General County Programs	General	569,250
Teksystems Global Services LLC Total			\$565,422
Teksystems Global Services LLC	Information Technology	Information Technology Svcs	565,422
RG Painting & Construction Inc Total			\$564,600
RG Painting & Construction Inc	General Services	General	556,900
RG Painting & Construction Inc	District Attorney	General	7,700
Cottage Health System Total			\$563,071
Cottage Health System	Public Health	Health Care	407,082
Cottage Health System	Sheriff	General	148,197
Cottage Health System	Child Support Services	Child Support Services	5,770
Cottage Health System	Probation	General	2,022
Commercial Bank of California Total			\$549,782
Commercial Bank of California	General Services	Capital Outlay	549,782
SHI International Corp Total			\$545,796
SHI International Corp	Information Technology	Information Technology Svcs	545,796
United Way Total			\$529,640
United Way	County Executive Office	COVID-19 General Assistance	511,731
United Way	General County Programs	General	10,000
United Way	Community Services	General	7,909
Keefe Commissary Network LLC Total			\$527,989
Keefe Commissary Network LLC	Sheriff	Inmate Welfare	523,611
Keefe Commissary Network LLC	Sheriff	General	4,378
Aramark Correctional Services LLC Total			\$525,454
Aramark Correctional Services LLC	Sheriff	General	525,454
Docstar Medical Partners LLC Total			\$523,651
Docstar Medical Partners LLC	Behavioral Wellness	Mental Health Services Act	358,683
Docstar Medical Partners LLC	Behavioral Wellness	Mental Health Services	157,046
Docstar Medical Partners LLC	Behavioral Wellness	Alcohol and Drug Programs	7,922
Pacific Petroleum Total			\$523,568
Pacific Petroleum	Public Works	Resource Recovery & Waste Mgt	358,678
Pacific Petroleum	Public Works	Roads-Operations	128,814
Pacific Petroleum	Public Works	Roads-Capital Maintenance	33,451

County Vendors Paid \$200,000+ During FY 2024-2025 cont.

Pacific Petroleum	Public Works	General	1,425
Pacific Petroleum	Public Works	Laguna Co Sanitation-General	1,200
GrayDS Inc Total			\$521,471
GrayDS Inc	Information Technology	Communications Services	426,976
GrayDS Inc	General Services	Capital Outlay	94,495
Centralsquare Technologies LLC Total			\$520,470
Centralsquare Technologies LLC	Fire	Fire Protection Dist	520,470
The Salvation Army - SB Hospitality House Total			\$516,410
The Salvation Army - SB Hospitality House	Community Services	Affordable Housing	446,775
The Salvation Army - SB Hospitality House	Behavioral Wellness	Mental Health Services	48,230
The Salvation Army - SB Hospitality House	Behavioral Wellness	Alcohol and Drug Programs	11,430
The Salvation Army - SB Hospitality House	Probation	General	9,975
Robert Half Technology Total			\$515,809
Robert Half Technology	Social Services	Social Services	327,114
Robert Half Technology	General Services	General	86,064
Robert Half Technology	Public Works	Roads-Operations	66,476
Robert Half Technology	Agricultural Commissioner/W&M	General	33,578
Robert Half Technology	Public Works	Laguna Co Sanitation-General	2,577
Patriot Environmental Services Inc Total			\$514,376
Patriot Environmental Services Inc	Public Works	Resource Recovery & Waste Mgt	514,376
VTC Enterprises Total			\$505,688
VTC Enterprises	Probation	General	487,497
VTC Enterprises	Public Works	Laguna Co Sanitation-General	18,191
Hellmuth Obata & Kassabaum Inc Total			\$505,337
Hellmuth Obata & Kassabaum Inc	General Services	Capital Outlay	505,337
Medina Systems Contracting Inc Total			\$501,821
Medina Systems Contracting Inc	General Services	Capital Outlay	500,147
Medina Systems Contracting Inc	General Services	General	1,674
Land Trust for Santa Barbara County Total			\$500,000
Land Trust for Santa Barbara County	Planning & Development	Coast Resource Enhancement	500,000
Seamair General Engineering Total			\$498,270
Seamair General Engineering	Public Works	Roads-Operations	498,270
Rotorcraft Support Inc Total			\$495,500
Rotorcraft Support Inc	Sheriff	General	495,500
Dondie L Casino Total			\$491,197
Dondie L Casino	General Services	General	317,025
Dondie L Casino	Behavioral Wellness	Mental Health Services Act	59,774
Dondie L Casino	Behavioral Wellness	Mental Health Services	50,214
Dondie L Casino	Public Health	Health Care	15,677
Dondie L Casino	Public Health	General	13,340
Dondie L Casino	Clerk-Recorder-Assessor	Clerk-Recorder	7,890
Dondie L Casino	First 5, Children & Families	First 5 Child & Families Comm	7,670
Dondie L Casino	County Counsel	General	6,186
Dondie L Casino	Behavioral Wellness	Alcohol and Drug Programs	5,583
Dondie L Casino	General Services	Capital Outlay	4,279
Dondie L Casino	Social Services	Social Services	2,728

County Vendors Paid \$200,000+ During FY 2024-2025 cont.

Dondie L Casino	Planning & Development	Planning and Development	831
Tritech Software Systems Total			\$491,100
Tritech Software Systems	Sheriff	General	491,100
Hooper Lundy & Bookman PC Total			\$490,346
Hooper Lundy & Bookman PC	Fire	Fire Protection Dist	477,680
Hooper Lundy & Bookman PC	County Executive Office	County Liability-Self Insuranc	11,126
Hooper Lundy & Bookman PC	County Counsel	General	1,540
Corvel Corp Total			\$489,241
Corvel Corp	County Executive Office	Workers' Comp Self Insurance	489,241
GHD Inc Total			\$484,239
GHD Inc	Public Works	Roads-Capital Infrastructure	383,739
GHD Inc	Public Works	Roads-Operations	99,192
GHD Inc	Public Works	Laguna Co Sanitation-General	1,308
Roesling Nakamura Terada Architects Total			\$484,075
Roesling Nakamura Terada Architects	General Services	Capital Outlay	484,075
Bomar Security & Investigations Total			\$477,565
Bomar Security & Investigations	Behavioral Wellness	Mental Health Services Act	431,043
Bomar Security & Investigations	Behavioral Wellness	Mental Health Services	44,968
Bomar Security & Investigations	Behavioral Wellness	Alcohol and Drug Programs	1,554
Employment Development Dept Total			\$473,043
Employment Development Dept	County Executive Office	County Unemp Ins-Self Ins	424,842
Employment Development Dept	Social Services	WIOA-WDB	48,201
Coastal Copy Total			\$469,491
Coastal Copy	Social Services	Social Services	81,519
Coastal Copy	Behavioral Wellness	Mental Health Services Act	42,217
Coastal Copy	Probation	General	41,512
Coastal Copy	Sheriff	General	39,538
Coastal Copy	Public Health	Health Care	37,557
Coastal Copy	Behavioral Wellness	Mental Health Services	37,049
Coastal Copy	Treasurer-Tax Collector-Public	General	22,075
Coastal Copy	Public Defender	General	20,363
Coastal Copy	District Attorney	General	18,004
Coastal Copy	County Executive Office	General	17,978
Coastal Copy	County Counsel	General	12,232
Coastal Copy	Fire	Fire Protection Dist	11,006
Coastal Copy	Clerk-Recorder-Assessor	General	8,717
Coastal Copy	Public Works	General	7,828
Coastal Copy	Sheriff	Inmate Welfare	7,126
Coastal Copy	Public Works	Roads-Operations	6,330
Coastal Copy	Fire	General	5,735
Coastal Copy	Auditor-Controller	General	5,583
Coastal Copy	Community Services	General	5,307
Coastal Copy	First 5, Children & Families	First 5 Child & Families Comm	5,173
Coastal Copy	Agricultural Commissioner/W&M	General	4,545
Coastal Copy	General Services	General	4,386
Coastal Copy	Public Works	Resource Recovery & Waste Mgt	3,531

County Vendors Paid \$200,000+ During FY 2024-2025 cont.

Coastal Copy	Human Resources	General	3,203
Coastal Copy	Planning & Development	General	3,109
Coastal Copy	Planning & Development	Planning and Development	3,045
Coastal Copy	Public Works	Flood Ctrl/Wtr Cons Dst Mt	2,424
Coastal Copy	Public Health	General	1,956
Coastal Copy	Court Special Services	Court Activities	1,710
Coastal Copy	Behavioral Wellness	Alcohol and Drug Programs	1,615
Coastal Copy	Board of Supervisors	General	1,438
Coastal Copy	General Services	Vehicle Operations/Maintenance	1,436
Coastal Copy	Information Technology	Information Technology Svcs	1,259
Coastal Copy	General Services	Capital Outlay	754
Coastal Copy	Public Works	Laguna Co Sanitation-General	713
Coastal Copy	Clerk-Recorder-Assessor	Clerk-Recorder	591
Coastal Copy	Public Health	Environmental Health Services	425
Coastal Copy	General County Programs	General	212
Coastal Copy	County Executive Office	Workers' Comp Self Insurance	160
Coastal Copy	Public Works	Water Agency	130
Family Care Network Total			\$464,817
Family Care Network	Social Services	Social Services	464,817
Endelos Energy Inc Total			\$461,026
Endelos Energy Inc	General Services	Utilities Services	210,437
Endelos Energy Inc	Information Technology	Communications Services	197,507
Endelos Energy Inc	General Services	General	45,373
Endelos Energy Inc	Public Works	Laguna Co Sanitation-General	7,709
JD Humann Landscape Contractor Total			\$459,394
JD Humann Landscape Contractor	Community Services	General	293,469
JD Humann Landscape Contractor	General Services	General	160,068
JD Humann Landscape Contractor	Sheriff	General	5,857
US Postal Service Total			\$458,458
US Postal Service	General Services	Utilities Services	200,000
US Postal Service	Clerk-Recorder-Assessor	General	150,000
US Postal Service	Social Services	Social Services	60,000
US Postal Service	Clerk-Recorder-Assessor	Clerk-Recorder	32,000
US Postal Service	Sheriff	General	14,000
US Postal Service	Treasurer-Tax Collector-Public	General	2,458
San Jose Behavioral Health Total			\$457,154
San Jose Behavioral Health	Behavioral Wellness	Mental Health Services	457,154
Judicial Council of California Total			\$453,754
Judicial Council of California	General Services	Capital Outlay	168,337
Judicial Council of California	General Services	General	160,238
Judicial Council of California	General Services	Utilities Services	125,179
Rincon Consultants Inc Total			\$449,925
Rincon Consultants Inc	Planning & Development	Planning and Development	196,164
Rincon Consultants Inc	Community Services	General	78,799
Rincon Consultants Inc	Fire	General	71,392
Rincon Consultants Inc	Information Technology	Communications Services	66,582

County Vendors Paid \$200,000+ During FY 2024-2025 cont.

Rincon Consultants Inc	Public Works	Roads-Capital Infrastructure	29,043
Rincon Consultants Inc	General Services	Capital Outlay	4,688
Rincon Consultants Inc	Public Works	So Coast Flood Zone	3,257
Barton Associates Inc Total			\$445,692
Barton Associates Inc	Behavioral Wellness	Mental Health Services Act	433,278
Barton Associates Inc	Behavioral Wellness	Mental Health Services	12,414
Smartsheet.Com Inc Total			\$443,565
Smartsheet.Com Inc	Information Technology	Information Technology Srvcs	443,565
Raminha Construction Total			\$433,800
Raminha Construction	Public Works	Roads-Operations	276,488
Raminha Construction	Public Works	Laguna Co Sanitation-General	118,812
Raminha Construction	Public Works	Resource Recovery & Waste Mgt	38,500
Catalis Courts & Land Records LLC Total			\$428,229
Catalis Courts & Land Records LLC	Probation	General	428,229
Clear Labs Inc Total			\$427,551
Clear Labs Inc	Public Health	Health Care	427,551
Pathway Family Services Inc Total			\$426,795
Pathway Family Services Inc	Social Services	Social Services	426,795
Clean Harbors Environmental Services Inc Total			\$426,621
Clean Harbors Environmental Services Inc	Public Works	Resource Recovery & Waste Mgt	426,621
Nviro Total			\$424,645
Nviro	Public Works	TRRP Capital	219,600
Nviro	Public Works	Resource Recovery & Waste Mgt	168,220
Nviro	Public Works	Laguna Co Sanitation-General	33,785
Nviro	Public Works	CSA 12 Mission Cyn Swr Svc Chg	3,040
Xybix Systems Inc Total			\$423,710
Xybix Systems Inc	Fire	Fire Protection Dist	219,105
Xybix Systems Inc	Sheriff	General	204,605
Voyager Fleet Systems Total			\$423,702
Voyager Fleet Systems	General Services	Vehicle Operations/Maintenance	423,702
Gibbs International Total			\$422,772
Gibbs International	Public Works	Resource Recovery & Waste Mgt	251,292
Gibbs International	General Services	Vehicle Operations/Maintenance	169,910
Gibbs International	Public Works	Flood Ctrl/Wtr Cons Dst Mt	743
Gibbs International	General Services	General	469
Gibbs International	Fire	Fire Protection Dist	358
Mission Paving Inc Total			\$419,435
Mission Paving Inc	General Services	General	323,492
Mission Paving Inc	Public Works	Roads-Capital Infrastructure	95,943
California Department of Fish and Wildlife Total			\$413,758
California Department of Fish and Wildlife	Public Works	Flood Ctrl/Wtr Cons Dst Mt	389,202
California Department of Fish and Wildlife	Public Works	General	24,556
Bob's Backhoe & Trucking Total			\$407,271
Bob's Backhoe & Trucking	Public Works	Lompoc Valley Flood Zone	274,172
Bob's Backhoe & Trucking	Public Works	So Coast Flood Zone	124,257
Bob's Backhoe & Trucking	Public Works	Santa Ynez Flood Zone	5,894

County Vendors Paid \$200,000+ During FY 2024-2025 cont.

Bob's Backhoe & Trucking	Public Works	Orcutt Flood Zone	2,948
Toyota of Santa Monica Total			\$406,519
Toyota of Santa Monica	General Services	Vehicle Operations/Maintenance	406,519
SCS Engineers Inc Total			\$403,245
SCS Engineers Inc	Public Works	Resource Recovery & Waste Mgt	403,245
Goleta Sanitary District Total			\$400,961
Goleta Sanitary District	General Services	Utilities Services	400,377
Goleta Sanitary District	Sheriff	General	292
Goleta Sanitary District	Public Works	Resource Recovery & Waste Mgt	292
Davis Guest Home Inc Total			\$395,853
Davis Guest Home Inc	Behavioral Wellness	Mental Health Services	395,853
Telmate LLC Total			\$394,114
Telmate LLC	Sheriff	Inmate Welfare	393,893
Telmate LLC	Information Technology	Communications Services	221
Veolia Wts Systems USA Inc Total			\$391,244
Veolia Wts Systems USA Inc	Public Works	Laguna Co Sanitation-General	391,244
Unico Engineering Inc Total			\$389,804
Unico Engineering Inc	Public Works	So Coast Flood Zone	260,056
Unico Engineering Inc	Public Works	Roads-Capital Infrastructure	74,263
Unico Engineering Inc	Public Works	Roads-Operations	55,485
Channel Islands YMCA Total			\$389,663
Channel Islands YMCA	Community Services	Affordable Housing	250,714
Channel Islands YMCA	Probation	General	115,750
Channel Islands YMCA	Community Services	CDBG Federal	18,207
Channel Islands YMCA	Public Health	Health Care	4,992
Anderson Systems Inc Total			\$388,670
Anderson Systems Inc	Public Works	Resource Recovery & Waste Mgt	367,595
Anderson Systems Inc	Public Works	Insurance Proceeds Fund	21,075
Gray Quarter Inc Total			\$386,543
Gray Quarter Inc	Public Works	Roads-Operations	236,687
Gray Quarter Inc	Planning & Development	Planning and Development	40,649
Gray Quarter Inc	Public Works	Flood Ctrl/Wtr Cons Dst Mt	33,101
Gray Quarter Inc	Fire	Fire Protection Dist	29,933
Gray Quarter Inc	Public Health	Environmental Health Services	28,779
Gray Quarter Inc	Public Works	General	9,994
Gray Quarter Inc	County Executive Office	General	7,400
Sicuro Data Analytics LLC Total			\$379,725
Sicuro Data Analytics LLC	District Attorney	General	379,725
Mission Critical Partners LLC Total			\$375,488
Mission Critical Partners LLC	Fire	Fire Protection Dist	375,488
Spice Integration Corp Total			\$366,572
Spice Integration Corp	Public Works	Resource Recovery & Waste Mgt	215,816
Spice Integration Corp	Public Works	TRRP Capital	147,915
Spice Integration Corp	Public Works	Laguna Co Sanitation-General	1,620
Spice Integration Corp	Public Works	Insurance Proceeds Fund	1,221
Flynn's Heating & Air Total			\$366,072

County Vendors Paid \$200,000+ During FY 2024-2025 cont.

Flynn's Heating & Air	General Services	General	286,777
Flynn's Heating & Air	General Services	Capital Outlay	72,439
Flynn's Heating & Air	Public Health	Health Care	6,046
Flynn's Heating & Air	Public Health	Environmental Health Services	810
Aldridge Concrete Company Total			\$363,333
Aldridge Concrete Company	Public Works	Roads-Operations	246,886
Aldridge Concrete Company	Public Works	Roads-Capital Maintenance	116,447
Journal Technologies Inc Total			\$362,337
Journal Technologies Inc	District Attorney	General	361,000
Journal Technologies Inc	Public Defender	General	1,337
Runbeck Election Services Inc Total			\$360,894
Runbeck Election Services Inc	Clerk-Recorder-Assessor	General	360,894
Rutan & Tucker LLP Total			\$360,284
Rutan & Tucker LLP	County Counsel	General	338,106
Rutan & Tucker LLP	Public Works	So Coast Flood Zone	22,178
Mesa Energy Systems Inc Total			\$359,533
Mesa Energy Systems Inc	General Services	General	295,203
Mesa Energy Systems Inc	General Services	Capital Outlay	63,015
Mesa Energy Systems Inc	Behavioral Wellness	Mental Health Services Act	977
Mesa Energy Systems Inc	Behavioral Wellness	Mental Health Services	338
WEX Bank Total			\$357,370
WEX Bank	Sheriff	General	357,370
Northeast-Western Energy Systems USA Inc Total			\$356,287
Northeast-Western Energy Systems USA Inc	Public Works	Resource Recovery & Waste Mgt	356,287
RDZ Contractors Inc Total			\$350,324
RDZ Contractors Inc	General Services	General	350,324
BHC Alhambra Hospital Inc Total			\$348,475
BHC Alhambra Hospital Inc	Behavioral Wellness	Mental Health Services	348,475
Mark Cranes Tree Inc Total			\$348,407
Mark Cranes Tree Inc	Public Works	Roads-Operations	228,807
Mark Cranes Tree Inc	Public Works	Roads-Capital Infrastructure	95,000
Mark Cranes Tree Inc	Public Works	Roads-Capital Maintenance	24,600
M/M Mechanical Inc. Total			\$348,267
M/M Mechanical Inc.	General Services	General	233,504
M/M Mechanical Inc.	Public Works	Roads-Capital Maintenance	85,763
M/M Mechanical Inc.	General Services	Capital Outlay	29,000
DOI USGS Total			\$347,986
DOI USGS	Public Works	Flood Ctrl/Wtr Cons Dst Mt	301,125
DOI USGS	Public Works	Water Agency	46,861
State Water Resources Control Board Total			\$346,743
State Water Resources Control Board	Public Works	Resource Recovery & Waste Mgt	185,770
State Water Resources Control Board	Public Works	General	48,825
State Water Resources Control Board	Community Services	General	44,928
State Water Resources Control Board	Public Works	Laguna Co Sanitation-General	34,950
State Water Resources Control Board	Public Works	Roads-Capital Infrastructure	12,010
State Water Resources Control Board	Public Works	So Coast Flood Zone	8,769

County Vendors Paid \$200,000+ During FY 2024-2025 cont.

State Water Resources Control Board	General Services	General	4,545
State Water Resources Control Board	Public Works	CSA 12 Mission Cyn Swr Svc Chg	3,945
State Water Resources Control Board	General Services	Capital Outlay	1,545
State Water Resources Control Board	Public Works	Roads-Capital Maintenance	563
State Water Resources Control Board	Public Works	SM Flood Zone	563
State Water Resources Control Board	Public Works	Flood Ctrl/Wtr Cons Dst Mt	330
Girls Incorporated of Carpinteria Total			\$345,480
Girls Incorporated of Carpinteria	Community Services	CDBG Federal	324,517
Girls Incorporated of Carpinteria	Community Services	General	19,963
Girls Incorporated of Carpinteria	First 5, Children & Families	First 5 Child & Families Comm	1,000
Accelerated Environmental Services Inc Total			\$345,135
Accelerated Environmental Services Inc	Public Works	Resource Recovery & Waste Mgt	345,135
Villa Maria Post Acute Total			\$342,750
Villa Maria Post Acute	Behavioral Wellness	Mental Health Services	342,750
Santa Ynez Valley People Helping People Total			\$342,478
Santa Ynez Valley People Helping People	Behavioral Wellness	Alcohol and Drug Programs	163,683
Santa Ynez Valley People Helping People	Behavioral Wellness	Mental Health Services Act	64,873
Santa Ynez Valley People Helping People	Community Services	Affordable Housing	57,134
Santa Ynez Valley People Helping People	Community Services	General	30,207
Santa Ynez Valley People Helping People	Community Services	CDBG Federal	20,000
Santa Ynez Valley People Helping People	Public Health	Health Care	6,115
Santa Ynez Valley People Helping People	Social Services	Social Services	466
Events Enterprises Inc Total			\$340,786
Events Enterprises Inc	Behavioral Wellness	Mental Health Services Act	340,786
JJ Fisher Construction Inc Total			\$336,412
JJ Fisher Construction Inc	Public Works	Roads-Capital Maintenance	326,249
JJ Fisher Construction Inc	Public Works	Roads-Capital Infrastructure	10,163
Pegasus Studios Total			\$334,445
Pegasus Studios	Information Technology	General	334,445
Gensler Total			\$333,541
Gensler	General Services	Capital Outlay	333,541
Brenntag Pacific Inc Total			\$329,536
Brenntag Pacific Inc	Public Works	Laguna Co Sanitation-General	326,160
Brenntag Pacific Inc	Public Works	Resource Recovery & Waste Mgt	3,376
R Baker Inc Total			\$327,443
R Baker Inc	Public Works	Laguna Co Sanitation-General	327,443
Sacramento Behavioral Healthcare Hospital LLC Total			\$327,417
Sacramento Behavioral Healthcare Hospital LLC	Behavioral Wellness	Mental Health Services	327,417
425 West Central Properties LLC Total			\$326,901
425 West Central Properties LLC	Behavioral Wellness	Mental Health Services Act	241,276
425 West Central Properties LLC	Behavioral Wellness	Alcohol and Drug Programs	49,289
425 West Central Properties LLC	Behavioral Wellness	Mental Health Services	36,336
Home Depot Total			\$325,783
Home Depot	Fire	Fire Protection Dist	113,226
Home Depot	Community Services	General	78,246
Home Depot	General Services	General	72,012

County Vendors Paid \$200,000+ During FY 2024-2025 cont.

Home Depot	Public Works	Roads-Operations	31,777
Home Depot	Sheriff	General	13,239
Home Depot	Public Works	Resource Recovery & Waste Mgt	8,829
Home Depot	Public Works	Laguna Co Sanitation-General	4,154
Home Depot	Social Services	Social Services	2,972
Home Depot	Fire	General	1,223
Home Depot	General Services	Utilities Services	105
Red Canary Inc Total			\$323,841
Red Canary Inc	Information Technology	Information Technology Svcs	323,841
Housing Trust Fund of Santa Barbara Count... Total			\$321,222
Housing Trust Fund of Santa Barbara Count...	Community Services	Affordable Housing	321,222
Padre Associates Inc Total			\$315,721
Padre Associates Inc	Public Works	Resource Recovery & Waste Mgt	198,795
Padre Associates Inc	Public Works	Laguna Co Sanitation-General	61,679
Padre Associates Inc	Public Works	So Coast Flood Zone	44,034
Padre Associates Inc	Public Works	Roads-Capital Infrastructure	5,123
Padre Associates Inc	General Services	General	4,267
Padre Associates Inc	Planning & Development	Planning and Development	1,823
Tierra Verde Tree Care Total			\$315,590
Tierra Verde Tree Care	Public Works	Roads-Operations	162,780
Tierra Verde Tree Care	General Services	General	52,710
Tierra Verde Tree Care	Public Works	Roads-Capital Maintenance	31,000
Tierra Verde Tree Care	Community Services	General	22,650
Tierra Verde Tree Care	Public Works	Orcutt Flood Zone	20,800
Tierra Verde Tree Care	Public Works	Roads-Capital Infrastructure	13,300
Tierra Verde Tree Care	Public Works	So Coast Flood Zone	12,350
Jordanos Total			\$313,754
Jordanos	Probation	General	140,626
Jordanos	Sheriff	General	63,264
Jordanos	Community Services	General	62,085
Jordanos	Fire	Fire Protection Dist	18,984
Jordanos	Public Works	Resource Recovery & Waste Mgt	14,589
Jordanos	Community Services	Parks Dept Capital Projects	14,206
Carpinteria Valley Water District Total			\$312,293
Carpinteria Valley Water District	Public Works	Water Agency	301,854
Carpinteria Valley Water District	General Services	Utilities Services	10,439
Turner & Townsend Heery LLC Total			\$310,100
Turner & Townsend Heery LLC	General Services	Capital Outlay	310,100
Perez Landscaping Inc Total			\$309,972
Perez Landscaping Inc	Public Works	Roads-Operations	250,697
Perez Landscaping Inc	Public Works	Roads-Capital Infrastructure	33,525
Perez Landscaping Inc	Public Works	Resource Recovery & Waste Mgt	19,050
Perez Landscaping Inc	Public Works	CSA 11 Carp Valley/Summerland	6,700
T I S LLC Total			\$309,258
T I S LLC	Public Health	Health Care	309,258
Amazon Capital Services Total			\$308,492

County Vendors Paid \$200,000+ During FY 2024-2025 cont.

Amazon Capital Services	Sheriff	General	160,502
Amazon Capital Services	Behavioral Wellness	Mental Health Services Act	63,516
Amazon Capital Services	Behavioral Wellness	Mental Health Services	61,822
Amazon Capital Services	Behavioral Wellness	Alcohol and Drug Programs	10,717
Amazon Capital Services	Sheriff	Inmate Welfare	6,545
Amazon Capital Services	General Services	General	3,770
Amazon Capital Services	Auditor-Controller	General	1,252
Amazon Capital Services	Court Special Services	Court Activities	265
Amazon Capital Services	District Attorney	General	103
Axon Enterprise, Inc Total			\$307,784
Axon Enterprise, Inc	Sheriff	General	307,784
Golden State Water Company Total			\$304,148
Golden State Water Company	General Services	Utilities Services	258,114
Golden State Water Company	Community Services	CSA 5	31,387
Golden State Water Company	Public Works	Laguna Co Sanitation-General	13,648
Golden State Water Company	Fire	Fire Protection Dist	999
T Y Lin International Total			\$302,833
T Y Lin International	Public Works	Roads-Capital Infrastructure	302,833
JAS Pacific Inc Total			\$302,309
JAS Pacific Inc	Planning & Development	Planning and Development	302,309
Nv5 West Total			\$301,162
Nv5 West	Public Works	Roads-Capital Infrastructure	185,383
Nv5 West	Public Works	Roads-Capital Maintenance	77,648
Nv5 West	Public Works	Roads-Operations	36,882
Nv5 West	Public Works	General	1,249
Rehak General Engineering LLC Total			\$297,966
Rehak General Engineering LLC	Public Works	Roads-Operations	297,966
Cencal Health Total			\$297,939
Cencal Health	Public Health	Health Care	297,939
Miliband Water Law Total			\$295,662
Miliband Water Law	Public Works	Flood Ctrl/Wtr Cons Dst Mt	295,662
Emgence Technologies Total			\$295,626
Emgence Technologies	Social Services	Social Services	270,229
Emgence Technologies	Social Services	WIOA-WDB	25,397
Murphy Electric Maintenance Co Inc Total			\$295,009
Murphy Electric Maintenance Co Inc	General Services	General	176,884
Murphy Electric Maintenance Co Inc	Behavioral Wellness	Mental Health Services Act	29,586
Murphy Electric Maintenance Co Inc	Behavioral Wellness	Mental Health Services	19,379
Murphy Electric Maintenance Co Inc	Community Services	General	17,999
Murphy Electric Maintenance Co Inc	Public Health	Health Care	16,155
Murphy Electric Maintenance Co Inc	Fire	Fire Protection Dist	10,063
Murphy Electric Maintenance Co Inc	General Services	Capital Outlay	9,379
Murphy Electric Maintenance Co Inc	District Attorney	General	5,840
Murphy Electric Maintenance Co Inc	Information Technology	Communications Services	2,610
Murphy Electric Maintenance Co Inc	Public Health	Environmental Health Services	1,790
Murphy Electric Maintenance Co Inc	County Counsel	General	1,587

County Vendors Paid \$200,000+ During FY 2024-2025 cont.

Murphy Electric Maintenance Co Inc	Clerk-Recorder-Assessor	General	1,500
Murphy Electric Maintenance Co Inc	Behavioral Wellness	Alcohol and Drug Programs	1,191
Murphy Electric Maintenance Co Inc	Public Works	Roads-Operations	1,046
Cox Communications Total			\$294,240
Cox Communications	Sheriff	General	73,385
Cox Communications	Information Technology	Information Technology Svcs	36,383
Cox Communications	Public Health	Health Care	34,547
Cox Communications	Information Technology	Communications Services	26,479
Cox Communications	Fire	Fire Protection Dist	12,981
Cox Communications	Probation	General	11,987
Cox Communications	Social Services	Social Services	11,798
Cox Communications	Behavioral Wellness	Mental Health Services Act	11,137
Cox Communications	Public Health	General	9,711
Cox Communications	District Attorney	General	9,331
Cox Communications	First 5, Children & Families	First 5 Child & Families Comm	9,147
Cox Communications	Behavioral Wellness	Mental Health Services	7,821
Cox Communications	Information Technology	General	7,135
Cox Communications	Community Services	General	7,102
Cox Communications	Agricultural Commissioner/W&M	General	6,714
Cox Communications	Public Works	CSA 12 Mission Cyn Swr Svc Chg	3,313
Cox Communications	General Services	General	3,097
Cox Communications	Public Works	Roads-Operations	2,503
Cox Communications	Fire	General	2,315
Cox Communications	Sheriff	Inmate Welfare	1,620
Cox Communications	Clerk-Recorder-Assessor	Clerk-Recorder	1,068
Cox Communications	Human Resources	General	1,003
Cox Communications	Court Special Services	Court Activities	954
Cox Communications	Treasurer-Tax Collector-Public	General	797
Cox Communications	Child Support Services	Child Support Services	704
Cox Communications	Public Works	Flood Ctrl/Wtr Cons Dst Mt	527
Cox Communications	County Executive Office	General	226
Cox Communications	Board of Supervisors	General	115
Cox Communications	General Services	Vehicle Operations/Maintenance	114
Cox Communications	County Counsel	General	111
Cox Communications	Public Works	General	60
Cox Communications	Public Works	Resource Recovery & Waste Mgt	55
Dell Marketing LP Total			\$293,026
Dell Marketing LP	Sheriff	General	194,643
Dell Marketing LP	Information Technology	Information Technology Svcs	98,383
Alcor Solutions Inc Total			\$291,612
Alcor Solutions Inc	Behavioral Wellness	Mental Health Services	291,612
United Rentals (North America) Inc Total			\$291,178
United Rentals (North America) Inc	Public Works	Resource Recovery & Waste Mgt	276,087
United Rentals (North America) Inc	Public Works	Laguna Co Sanitation-General	13,982
United Rentals (North America) Inc	Public Works	Roads-Operations	1,109
Central Coast Truck Center Total			\$288,797

County Vendors Paid \$200,000+ During FY 2024-2025 cont.

Central Coast Truck Center	Public Works	Flood Ctrl/Wtr Cons Dst Mt	255,398
Central Coast Truck Center	Public Works	Resource Recovery & Waste Mgt	25,554
Central Coast Truck Center	General Services	Vehicle Operations/Maintenance	7,562
Central Coast Truck Center	Public Works	Roads-Operations	283
Comcast Total			\$287,328
Comcast	Information Technology	Information Technology Svcs	143,764
Comcast	Social Services	Social Services	32,262
Comcast	Sheriff	General	29,367
Comcast	Community Services	General	21,244
Comcast	Agricultural Commissioner/W&M	General	9,654
Comcast	Probation	General	8,947
Comcast	Behavioral Wellness	Mental Health Services Act	8,766
Comcast	Fire	Fire Protection Dist	8,416
Comcast	District Attorney	General	7,758
Comcast	Public Works	Roads-Operations	7,255
Comcast	Board of Supervisors	General	2,109
Comcast	Fire	General	1,643
Comcast	Public Health	Health Care	1,539
Comcast	County Executive Office	General	1,387
Comcast	Child Support Services	Child Support Services	1,261
Comcast	Treasurer-Tax Collector-Public	General	1,240
Comcast	Clerk-Recorder-Assessor	Clerk-Recorder	395
Comcast	Behavioral Wellness	Mental Health Services	321
Mixteco Indigena Community Organizing Project Total			\$286,009
Mixteco Indigena Community Organizing Project	Behavioral Wellness	Mental Health Services Act	219,215
Mixteco Indigena Community Organizing Project	Community Services	General	38,750
Mixteco Indigena Community Organizing Project	Probation	General	14,160
Mixteco Indigena Community Organizing Project	District Attorney	General	5,880
Mixteco Indigena Community Organizing Project	County Executive Office	COVID-19 General Assistance	4,951
Mixteco Indigena Community Organizing Project	County Executive Office	General	1,643
Mixteco Indigena Community Organizing Project	Public Defender	General	960
Mixteco Indigena Community Organizing Project	Public Health	Health Care	240
Mixteco Indigena Community Organizing Project	Behavioral Wellness	Alcohol and Drug Programs	210
Central Coast Water & Landscape Managemen... Total			\$285,134
Central Coast Water & Landscape Managemen...	General Services	General	276,114
Central Coast Water & Landscape Managemen...	Fire	Fire Protection Dist	9,020
Storrer Environmental Svc LLC Total			\$283,746
Storrer Environmental Svc LLC	Planning & Development	Planning and Development	155,333
Storrer Environmental Svc LLC	Public Works	Laguna Co Sanitation-General	124,065
Storrer Environmental Svc LLC	Community Services	Parks Dept Capital Projects	3,920
Storrer Environmental Svc LLC	Community Services	General	428
Bakersfield Behavioral Health LLC Total			\$283,050
Bakersfield Behavioral Health LLC	Behavioral Wellness	Mental Health Services	283,050
State Board of Equalization Excise Tax Di... Total			\$282,283
State Board of Equalization Excise Tax Di...	Public Works	Resource Recovery & Waste Mgt	282,283
Beador Construction Company Inc Total			\$279,882

County Vendors Paid \$200,000+ During FY 2024-2025 cont.

Beador Construction Company Inc	Public Works	Roads-Operations	270,199
Beador Construction Company Inc	Public Works	Roads-Capital Infrastructure	9,683
SWT Engineering Total			\$277,655
SWT Engineering	Public Works	Resource Recovery & Waste Mgt	277,655
California Energy Commision Total			\$275,548
California Energy Commision	General Services	Utilities Services	275,548
Lompoc Unified School District Total			\$275,002
Lompoc Unified School District	First 5, Children & Families	First 5 Child & Families Comm	275,002
Fund for Santa Barbara Inc Total			\$275,000
Fund for Santa Barbara Inc	Community Services	General	275,000
Bengal Engineering Inc Total			\$274,329
Bengal Engineering Inc	Community Services	Parks Dept Capital Projects	157,175
Bengal Engineering Inc	Public Works	Roads-Capital Infrastructure	95,498
Bengal Engineering Inc	Public Works	So Coast Flood Zone	17,443
Bengal Engineering Inc	Community Services	General	3,291
Bengal Engineering Inc	Public Works	Orcutt Flood Zone	922
CA Regional Water Quality Control Board Total			\$273,405
CA Regional Water Quality Control Board	Public Works	Roads-Capital Infrastructure	259,011
CA Regional Water Quality Control Board	Public Works	So Coast Flood Zone	7,197
CA Regional Water Quality Control Board	Public Works	Resource Recovery & Waste Mgt	4,212
CA Regional Water Quality Control Board	Public Works	Santa Ynez Flood Zone	2,985
Gartner Inc Total			\$269,418
Gartner Inc	Information Technology	Information Technology Srvc	269,418
Primo Brands Total			\$267,805
Primo Brands	Sheriff	General	64,351
Primo Brands	Fire	Fire Protection Dist	38,887
Primo Brands	Public Health	Health Care	28,197
Primo Brands	Behavioral Wellness	Mental Health Services Act	15,833
Primo Brands	Planning & Development	Planning and Development	15,695
Primo Brands	Public Works	Resource Recovery & Waste Mgt	12,738
Primo Brands	Public Works	Roads-Operations	11,605
Primo Brands	Behavioral Wellness	Mental Health Services	11,466
Primo Brands	Probation	General	9,995
Primo Brands	Community Services	General	8,665
Primo Brands	Treasurer-Tax Collector-Public	General	6,834
Primo Brands	District Attorney	General	6,079
Primo Brands	Public Works	Flood Ctrl/Wtr Cons Dst Mt	5,912
Primo Brands	Public Health	Environmental Health Services	4,422
Primo Brands	Public Works	General	4,165
Primo Brands	Public Health	General	3,098
Primo Brands	Public Defender	General	2,905
Primo Brands	General Services	General	2,700
Primo Brands	Human Resources	General	2,421
Primo Brands	County Counsel	General	2,396
Primo Brands	General Services	Vehicle Operations/Maintenance	1,900
Primo Brands	Information Technology	Communications Services	1,145

County Vendors Paid \$200,000+ During FY 2024-2025 cont.

Primo Brands	Behavioral Wellness	Alcohol and Drug Programs	996
Primo Brands	Clerk-Recorder-Assessor	General	719
Primo Brands	County Executive Office	General	693
Primo Brands	Fire	General	613
Primo Brands	Planning & Development	Petroleum Department	527
Primo Brands	Sheriff	Inmate Welfare	475
Primo Brands	Auditor-Controller	General	456
Primo Brands	General County Programs	General	420
Primo Brands	First 5, Children & Families	First 5 Child & Families Comm	364
Primo Brands	County Executive Office	Workers' Comp Self Insurance	314
Primo Brands	Information Technology	Information Technology Svcs	276
Primo Brands	Board of Supervisors	General	237
Primo Brands	Agricultural Commissioner/W&M	General	107
Primo Brands	Court Special Services	Court Activities	102
Primo Brands	Information Technology	General	97
Our Healing Center Total			\$266,678
Our Healing Center	Behavioral Wellness	Mental Health Services	234,242
Our Healing Center	Social Services	Social Services	32,436
Xcel Engineering Corporation Total			\$265,911
Xcel Engineering Corporation	Public Works	Roads-Capital Maintenance	265,911
Enviroscaping Inc Total			\$263,713
Enviroscaping Inc	Public Works	Guadalupe Flood Zone	98,140
Enviroscaping Inc	Public Works	Resource Recovery & Waste Mgt	88,076
Enviroscaping Inc	Community Services	General	34,750
Enviroscaping Inc	Public Works	So Coast Flood Zone	25,864
Enviroscaping Inc	Public Works	Orcutt Flood Zone	13,983
Enviroscaping Inc	Public Works	General	2,900
Providence Landing Park Assoc Total			\$262,798
Providence Landing Park Assoc	Community Services	Providence Landing CFD	242,798
Providence Landing Park Assoc	Community Services	General	20,000
Z Consulting Group Inc Total			\$262,566
Z Consulting Group Inc	Information Technology	Communications Services	262,566
Stalwart Clean & Sober Inc Total			\$262,270
Stalwart Clean & Sober Inc	Behavioral Wellness	Alcohol and Drug Programs	211,635
Stalwart Clean & Sober Inc	Probation	General	39,250
Stalwart Clean & Sober Inc	Behavioral Wellness	Mental Health Services Act	11,385
Blackbird Architects Inc Total			\$261,741
Blackbird Architects Inc	Community Services	General	232,782
Blackbird Architects Inc	Community Services	Parks Dept Capital Projects	28,959
Herencia Indigena LLC Total			\$259,612
Herencia Indigena LLC	Public Health	Health Care	136,912
Herencia Indigena LLC	Social Services	Social Services	84,880
Herencia Indigena LLC	Social Services	WIOA-WDB	23,280
Herencia Indigena LLC	Probation	General	9,000
Herencia Indigena LLC	Child Support Services	Child Support Services	5,140
Herencia Indigena LLC	First 5, Children & Families	First 5 Child & Families Comm	400

County Vendors Paid \$200,000+ During FY 2024-2025 cont.

Susanne L Ramos MD Inc Total			\$254,649
Susanne L Ramos MD Inc	Public Health	Health Care	254,649
Coban Research & Technologies Inc Total			\$252,188
Coban Research & Technologies Inc	Sheriff	General	252,188
HF&H Consultants LLC Total			\$250,119
HF&H Consultants LLC	Public Works	Resource Recovery & Waste Mgt	250,119
esri Inc Total			\$250,000
esri Inc	Information Technology	Information Technology Svcs	250,000
Tymco Inc Total			\$249,285
Tymco Inc	Public Works	Resource Recovery & Waste Mgt	249,285
Union Pacific Railroad Company Total			\$249,091
Union Pacific Railroad Company	Public Works	Roads-Capital Infrastructure	249,091
City of Carpinteria Total			\$248,843
City of Carpinteria	Community Services	General	225,362
City of Carpinteria	General Services	Utilities Services	12,617
City of Carpinteria	Public Health	Health Care	6,564
City of Carpinteria	General Services	General	4,300
Mission Linen & Uniform Service Total			\$248,570
Mission Linen & Uniform Service	Public Works	Resource Recovery & Waste Mgt	53,809
Mission Linen & Uniform Service	Public Works	Roads-Operations	40,249
Mission Linen & Uniform Service	Behavioral Wellness	Mental Health Services	37,626
Mission Linen & Uniform Service	General Services	Vehicle Operations/Maintenance	23,904
Mission Linen & Uniform Service	Sheriff	General	22,752
Mission Linen & Uniform Service	Public Health	Health Care	18,091
Mission Linen & Uniform Service	Fire	Fire Protection Dist	11,660
Mission Linen & Uniform Service	Public Works	Laguna Co Sanitation-General	9,592
Mission Linen & Uniform Service	Public Works	Flood Ctrl/Wtr Cons Dst Mt	8,851
Mission Linen & Uniform Service	Community Services	General	8,316
Mission Linen & Uniform Service	Public Works	General	6,059
Mission Linen & Uniform Service	General Services	General	3,607
Mission Linen & Uniform Service	Information Technology	Communications Services	2,272
Mission Linen & Uniform Service	Public Health	General	1,782
Pacific Materials Lab Inc Total			\$248,385
Pacific Materials Lab Inc	Community Services	General	170,485
Pacific Materials Lab Inc	General Services	Capital Outlay	61,925
Pacific Materials Lab Inc	Community Services	Parks Dept Capital Projects	11,415
Pacific Materials Lab Inc	Public Works	General	4,560
Guadalupe Union School District Total			\$248,262
Guadalupe Union School District	First 5, Children & Families	First 5 Child & Families Comm	248,262
Brickey General Engineering Total			\$248,085
Brickey General Engineering	General Services	General	248,085
Powerflex Systems LLC Total			\$244,808
Powerflex Systems LLC	General Services	Vehicle Operations/Maintenance	235,529
Powerflex Systems LLC	General Services	General	9,279
Robert Brown Engineers Total			\$244,004
Robert Brown Engineers	Planning & Development	Planning and Development	244,004

County Vendors Paid \$200,000+ During FY 2024-2025 cont.

Allstar Fire Equipment Inc Total			\$243,962
Allstar Fire Equipment Inc	Fire	Fire Protection Dist	243,962
Forerunner Technologies Inc Total			\$243,951
Forerunner Technologies Inc	Information Technology	Communications Services	243,951
Electriccraft Inc Total			\$243,771
Electriccraft Inc	Public Works	Resource Recovery & Waste Mgt	170,207
Electriccraft Inc	Public Works	Laguna Co Sanitation-General	44,657
Electriccraft Inc	Community Services	General	28,907
Alcohol Monitoring Systems Inc DBA Scram Systems Total			\$241,691
Alcohol Monitoring Systems Inc DBA Scram Systems	Probation	General	138,934
Alcohol Monitoring Systems Inc DBA Scram Systems	Sheriff	General	102,757
Simpler Systems Total			\$240,628
Simpler Systems	Auditor-Controller	General	165,208
Simpler Systems	Information Technology	Information Technology Svcs	40,000
Simpler Systems	Human Resources	General	27,500
Simpler Systems	Clerk-Recorder-Assessor	Clerk-Recorder	7,920
California Cannabis Authority Total			\$240,000
California Cannabis Authority	County Executive Office	General	240,000
Hologic Sales and Service LLC Total			\$239,826
Hologic Sales and Service LLC	Public Health	Health Care	239,826
PB Loader Total			\$239,751
PB Loader	Public Works	Resource Recovery & Waste Mgt	234,393
PB Loader	Public Works	Roads-Operations	5,358
Serrano Advisors LLC Total			\$239,306
Serrano Advisors LLC	County Executive Office	General	218,515
Serrano Advisors LLC	General County Programs	General	20,791
Vernon Group Total			\$239,036
Vernon Group	Social Services	Social Services	239,036
Teixeira Farms Inc Total			\$236,379
Teixeira Farms Inc	Sheriff	General	236,379
Civicplus LLC Total			\$234,703
Civicplus LLC	Information Technology	Information Technology Svcs	230,258
Civicplus LLC	County Executive Office	General	4,445
Northwoods Consulting Partners Inc Total			\$234,634
Northwoods Consulting Partners Inc	Social Services	Social Services	234,634
Fence Factory Total			\$234,629
Fence Factory	Fire	Fire Protection Dist	79,098
Fence Factory	Community Services	General	34,322
Fence Factory	Probation	General	24,586
Fence Factory	General Services	General	21,699
Fence Factory	Public Works	Resource Recovery & Waste Mgt	21,560
Fence Factory	General Services	Capital Outlay	18,868
Fence Factory	Public Works	Laguna Co Sanitation-General	15,763
Fence Factory	Community Services	Parks Dept Capital Projects	11,542
Fence Factory	Public Works	Roads-Operations	3,427
Fence Factory	Public Works	So Coast Flood Zone	2,436

County Vendors Paid \$200,000+ During FY 2024-2025 cont.

Fence Factory	Public Works	Flood Ctrl/Wtr Cons Dst Mt	752
Fence Factory	Public Works	SM Flood Zone	491
Fence Factory	Public Works	Bradley Flood Zone	85
Smith Mechanical-Electrical-Plumbing Total			\$233,815
Smith Mechanical-Electrical-Plumbing	General Services	Capital Outlay	107,893
Smith Mechanical-Electrical-Plumbing	General Services	General	69,504
Smith Mechanical-Electrical-Plumbing	Public Works	Resource Recovery & Waste Mgt	56,418
Achdjian Real Estate Total			\$231,000
Achdjian Real Estate	General Services	General	231,000
Manatron Total			\$229,296
Manatron	Treasurer-Tax Collector-Public	General	229,296
Genesis HVAC SB Total			\$229,282
Genesis HVAC SB	General Services	General	229,282
Sansum Clinic Total			\$227,177
Sansum Clinic	Fire	Fire Protection Dist	59,856
Sansum Clinic	Sheriff	General	57,745
Sansum Clinic	Public Health	Health Care	32,328
Sansum Clinic	Probation	General	26,303
Sansum Clinic	Public Health	General	15,555
Sansum Clinic	Public Health	Environmental Health Services	7,621
Sansum Clinic	Public Works	Resource Recovery & Waste Mgt	6,980
Sansum Clinic	Community Services	General	4,554
Sansum Clinic	Public Works	Roads-Operations	3,535
Sansum Clinic	Behavioral Wellness	Mental Health Services	2,938
Sansum Clinic	Social Services	Social Services	2,152
Sansum Clinic	District Attorney	General	1,662
Sansum Clinic	General Services	General	1,596
Sansum Clinic	Agricultural Commissioner/W&M	General	1,349
Sansum Clinic	General Services	Vehicle Operations/Maintenance	825
Sansum Clinic	Behavioral Wellness	Mental Health Services Act	576
Sansum Clinic	Planning & Development	Planning and Development	522
Sansum Clinic	Public Defender	General	474
Sansum Clinic	Public Works	Flood Ctrl/Wtr Cons Dst Mt	445
Sansum Clinic	Public Works	General	75
Sansum Clinic	Clerk-Recorder-Assessor	General	58
Sansum Clinic	Behavioral Wellness	Alcohol and Drug Programs	28
CTEC Calif Truck Equipment Co Inc Total			\$226,809
CTEC Calif Truck Equipment Co Inc	General Services	Vehicle Operations/Maintenance	226,809
Iron Mountain Total			\$226,326
Iron Mountain	Public Health	Health Care	75,741
Iron Mountain	Clerk-Recorder-Assessor	Clerk-Recorder	28,662
Iron Mountain	Behavioral Wellness	Mental Health Services Act	26,061
Iron Mountain	Behavioral Wellness	Mental Health Services	20,305
Iron Mountain	Social Services	Social Services	19,749
Iron Mountain	Probation	General	13,455
Iron Mountain	Clerk-Recorder-Assessor	General	10,623

County Vendors Paid \$200,000+ During FY 2024-2025 cont.

Iron Mountain	District Attorney	General	6,860
Iron Mountain	Public Defender	General	3,804
Iron Mountain	Treasurer-Tax Collector-Public	General	3,271
Iron Mountain	Human Resources	General	2,526
Iron Mountain	Child Support Services	Child Support Services	2,361
Iron Mountain	Planning & Development	Planning and Development	2,342
Iron Mountain	Public Health	Environmental Health Services	2,115
Iron Mountain	Fire	Fire Protection Dist	2,042
Iron Mountain	County Executive Office	General	1,929
Iron Mountain	County Counsel	General	1,807
Iron Mountain	Behavioral Wellness	Alcohol and Drug Programs	1,174
Iron Mountain	Community Services	General	733
Iron Mountain	Auditor-Controller	General	647
Iron Mountain	Public Works	Roads-Operations	119
Bitfocus Inc Total			\$226,116
Bitfocus Inc	Community Services	General	226,116
Computacenter United States Inc Total			\$225,991
Computacenter United States Inc	Information Technology	Information Technology Svcs	225,991
Goleta Union School District Total			\$225,047
Goleta Union School District	General County Programs	General	145,000
Goleta Union School District	First 5, Children & Families	First 5 Child & Families Comm	79,947
Goleta Union School District	Clerk-Recorder-Assessor	General	100
Carahsoft Technology Total			\$223,629
Carahsoft Technology	Information Technology	Information Technology Svcs	213,939
Carahsoft Technology	Public Works	Laguna Co Sanitation-General	9,690
Pavement Recycling Systems Total			\$223,395
Pavement Recycling Systems	Public Works	Roads-Capital Maintenance	148,292
Pavement Recycling Systems	Public Works	Roads-Operations	58,303
Pavement Recycling Systems	Public Works	Roads-Capital Infrastructure	16,800
Western Tree Service Total			\$220,630
Western Tree Service	General Services	General	181,620
Western Tree Service	Behavioral Wellness	Mental Health Services Act	21,656
Western Tree Service	General Services	Capital Outlay	7,800
Western Tree Service	Behavioral Wellness	Mental Health Services	4,064
Western Tree Service	Probation	General	2,850
Western Tree Service	Public Health	General	2,400
Western Tree Service	Behavioral Wellness	Alcohol and Drug Programs	240
Dudek Total			\$219,827
Dudek	Fire	Fire Protection Dist	153,771
Dudek	Public Works	Water Agency	66,056
Stantec Consulting Services Inc Total			\$219,602
Stantec Consulting Services Inc	Public Works	Laguna Co Sanitation-General	156,748
Stantec Consulting Services Inc	Public Works	Roads-Operations	62,854
Achievement Engineering Corp Total			\$219,357
Achievement Engineering Corp	Public Works	Roads-Capital Maintenance	151,049
Achievement Engineering Corp	Public Works	Roads-Operations	50,300

County Vendors Paid \$200,000+ During FY 2024-2025 cont.

Achievement Engineering Corp	Public Works	Roads-Capital Infrastructure	18,008
Aiken Living Trust Total			\$217,425
Aiken Living Trust	Behavioral Wellness	Mental Health Services Act	204,070
Aiken Living Trust	Behavioral Wellness	Mental Health Services	13,355
Homebase Total			\$214,403
Homebase	Community Services	General	214,403
Microsoft Total			\$213,892
Microsoft	Information Technology	Information Technology Svcs	194,738
Microsoft	Public Works	General	19,154
Genasys Inc Total			\$212,850
Genasys Inc	Fire	General	212,850
The Gordian Group Inc Total			\$212,817
The Gordian Group Inc	General Services	Capital Outlay	195,089
The Gordian Group Inc	General Services	Vehicle Operations/Maintenance	16,863
The Gordian Group Inc	General Services	General	865
Coastal Landscape Total			\$211,276
Coastal Landscape	General Services	General	211,276
Pacific Interpreters Inc Total			\$210,904
Pacific Interpreters Inc	Public Health	Health Care	210,904
Assignment America DBA Cross Country Workforce Sol Total			\$209,575
Assignment America DBA Cross Country Workforce Sol	Public Health	Health Care	209,575
Partners In Housing Solutions Inc Total			\$209,259
Partners In Housing Solutions Inc	Social Services	Social Services	147,141
Partners In Housing Solutions Inc	Community Services	General	33,122
Partners In Housing Solutions Inc	Community Services	CDBG Federal	17,339
Partners In Housing Solutions Inc	Community Services	Affordable Housing	11,657
Tel-Tec Security Systems Total			\$209,172
Tel-Tec Security Systems	Behavioral Wellness	Mental Health Services Act	66,070
Tel-Tec Security Systems	General Services	Capital Outlay	45,148
Tel-Tec Security Systems	Behavioral Wellness	Mental Health Services	33,398
Tel-Tec Security Systems	Social Services	Social Services	32,503
Tel-Tec Security Systems	Behavioral Wellness	Alcohol and Drug Programs	11,850
Tel-Tec Security Systems	Sheriff	General	7,957
Tel-Tec Security Systems	Public Health	Environmental Health Services	5,372
Tel-Tec Security Systems	General Services	General	3,477
Tel-Tec Security Systems	Child Support Services	Child Support Services	1,449
Tel-Tec Security Systems	Clerk-Recorder-Assessor	General	1,193
Tel-Tec Security Systems	Agricultural Commissioner/W&M	General	455
Tel-Tec Security Systems	Public Defender	General	300
BMI Imaging Systems Total			\$208,627
BMI Imaging Systems	Clerk-Recorder-Assessor	General	180,452
BMI Imaging Systems	County Executive Office	General	17,300
BMI Imaging Systems	Clerk-Recorder-Assessor	Clerk-Recorder	10,875
Granicus Total			\$208,594
Granicus	Information Technology	General	69,488
Granicus	County Executive Office	General	64,024

County Vendors Paid \$200,000+ During FY 2024-2025 cont.

Granicus	Clerk-Recorder-Assessor	General	42,142
Granicus	Information Technology	Information Technology Svcs	22,550
Granicus	Sheriff	General	10,390
Bruce S Thomas Inc Total			\$207,534
Bruce S Thomas Inc	Sheriff	General	133,777
Bruce S Thomas Inc	Probation	General	73,757
Wallace Group Total			\$206,118
Wallace Group	General Services	Capital Outlay	45,679
Wallace Group	Public Works	TRRP Capital	45,475
Wallace Group	Public Works	Laguna Co Sanitation-General	39,519
Wallace Group	Community Services	General	34,538
Wallace Group	Public Works	General	19,169
Wallace Group	Public Works	Roads-Operations	8,371
Wallace Group	Public Works	Roads-Capital Infrastructure	5,823
Wallace Group	Public Works	So Coast Flood Zone	3,930
Wallace Group	Public Works	Flood Ctrl/Wtr Cons Dst Mt	2,220
Wallace Group	Public Works	SM Flood Zone	700
Wallace Group	Public Works	CSA 12 Mission Cyn Swr Svc Chg	694
Tetra Tech Inc Total			\$204,399
Tetra Tech Inc	Public Works	Roads-Operations	87,233
Tetra Tech Inc	Public Works	Roads-Capital Maintenance	65,554
Tetra Tech Inc	Public Works	Roads-Capital Infrastructure	30,421
Tetra Tech Inc	Public Works	General	21,191
Normile Construction Inc Total			\$204,200
Normile Construction Inc	Information Technology	Communications Services	204,200
Santa Maria Valley Chamber of Commerce Total			\$202,887
Santa Maria Valley Chamber of Commerce	Social Services	WIOA-WDB	125,015
Santa Maria Valley Chamber of Commerce	Community Services	General	58,854
Santa Maria Valley Chamber of Commerce	Public Works	Resource Recovery & Waste Mgt	18,608
Santa Maria Valley Chamber of Commerce	General Services	General	410
Mark Thomas & Company Inc Total			\$202,709
Mark Thomas & Company Inc	Public Works	Roads-Capital Infrastructure	202,709
Seaview Aviation LLC Total			\$200,630
Seaview Aviation LLC	Sheriff	General	200,630
Cachuma Resource Conservation District Total			\$200,000
Cachuma Resource Conservation District	Public Works	Water Agency	200,000
Forde Biological Consultants Total			\$200,000
Forde Biological Consultants	Public Works	Roads-Capital Infrastructure	200,000
Grand Total			\$519,785,345



Published by the Office of the Auditor-Controller, Betsy M. Schaffer, CPA, CFE, CPFO

<https://www.countyofsb.org/258/Auditor-Controller>

Phone: 805-568-2100, Email: InternalAudit@countyofsb.org