



# Board of Supervisors The Novel Coronavirus (COVID-19)

August 24, 2021

# Briefing Topics

- COVID-19 Data Recap
- Vaccine & Testing Updates
- Myths & Facts



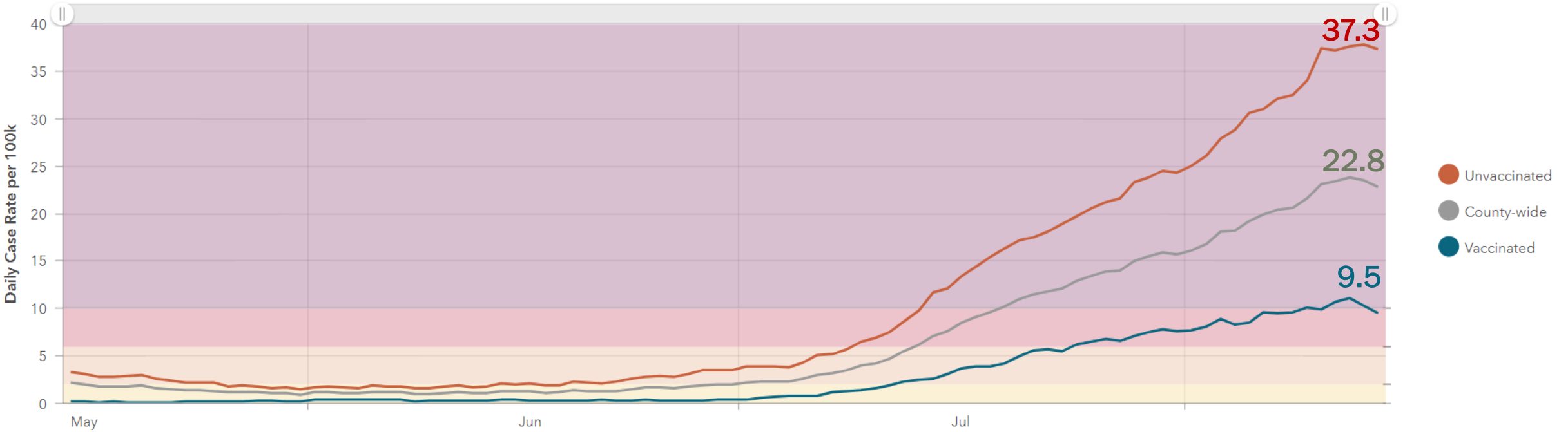
# COVID-19 Data Recap

---



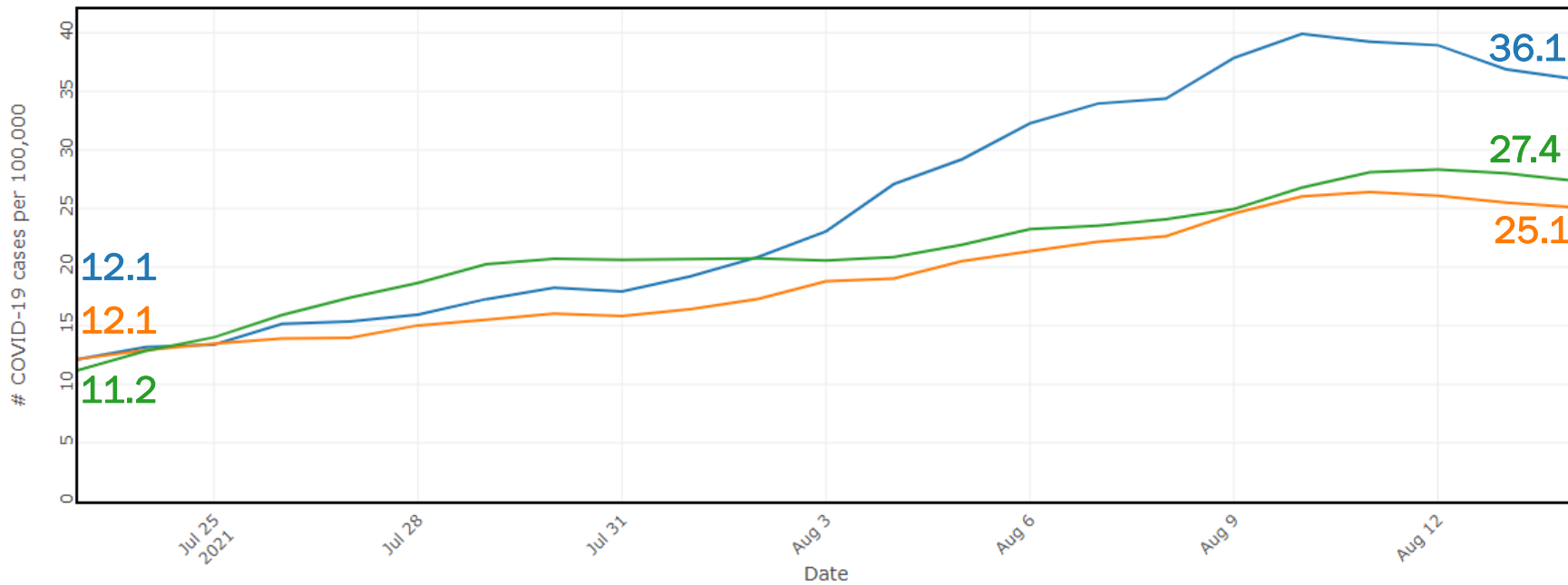
# Comparing Case Rate by Vaccination Status, 8/14

Daily Case Rate of Unvaccinated vs Vaccinated in Santa Barbara County



# Central Coast by the Numbers

Case rate per 100,000 per day (7 day avg w/ 7 day lag) for Multiple Locations



	SB	Ventura	SLO
<b>23-Jul</b>	12.1	11.2	12.1
<b>19-Aug</b>	25.1	27.4	36.1
<b>Change</b>	107.4%	144.6%	198.4%
<b>Vax rate as of 8/19 (12+ fully vaccinated)</b>	63.70%	67.10%	59.70%



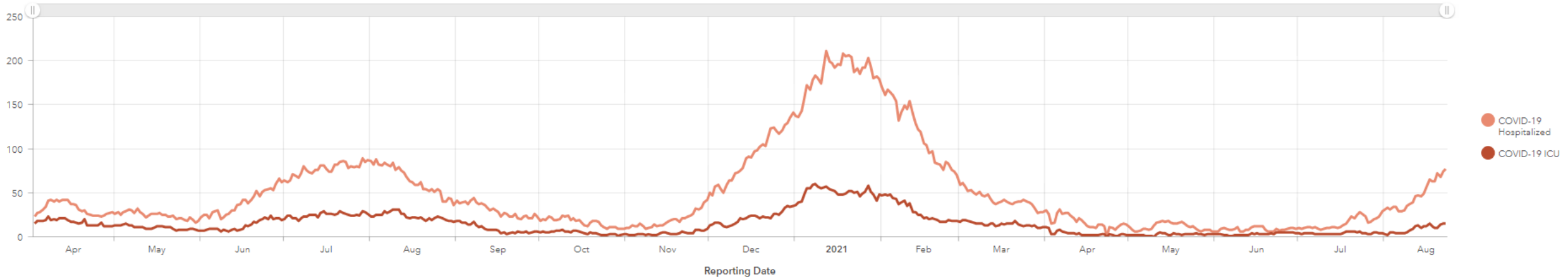
# Santa Barbara County by the Numbers

		August 23, 2021 Updated M-F except holidays	
New Cases 83 ↓ 0% from 2 week avg of 120	New Deaths 1 ↑ 88% from 2 week avg of 1		
Active Cases 708 ↑ 3% from 2 week avg of 690	Hospitalized 77 ↑ 38% from 2 week avg of 56		
Total Cases 38,302	Total Deaths 473		
Case Rate per 100k as of August 19, 2021 21.0	Test Positivity as of August 19, 2021 7.7%		

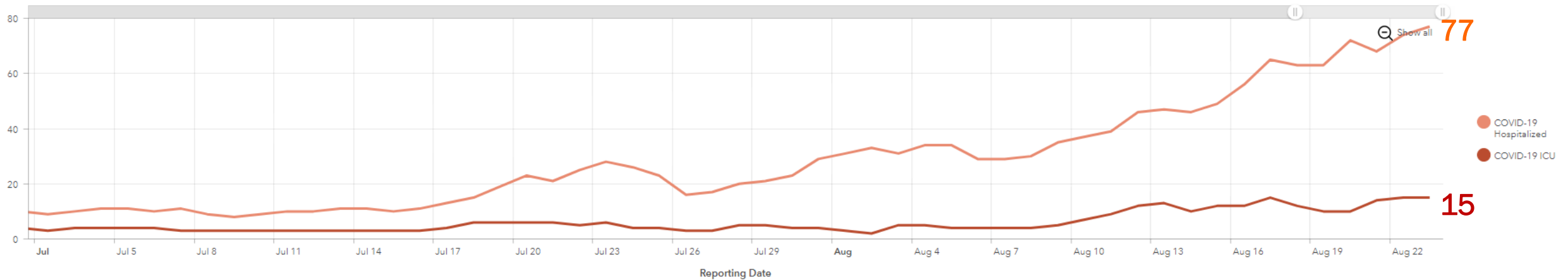


# COVID-19 Hospitalizations

## Adult COVID-19 Patients Hospitalized



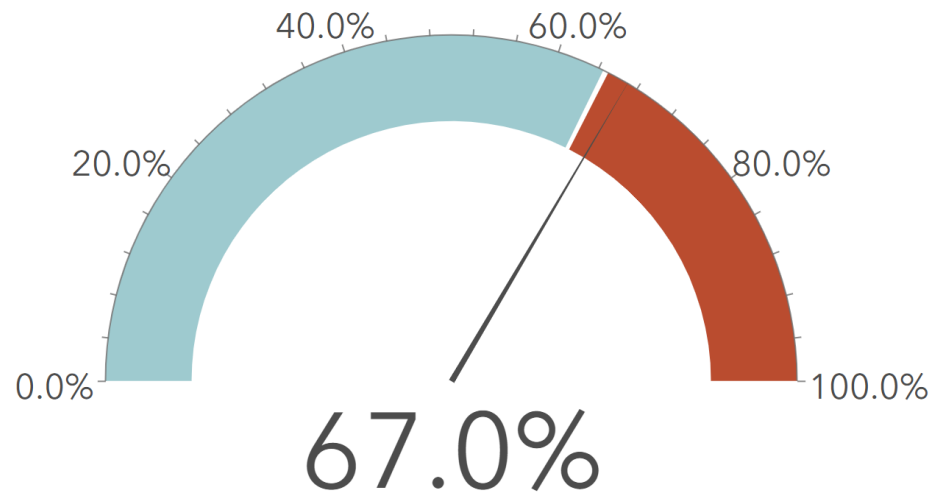
## Adult COVID-19 Patients Hospitalized



# Hospital Capacity, 8/23

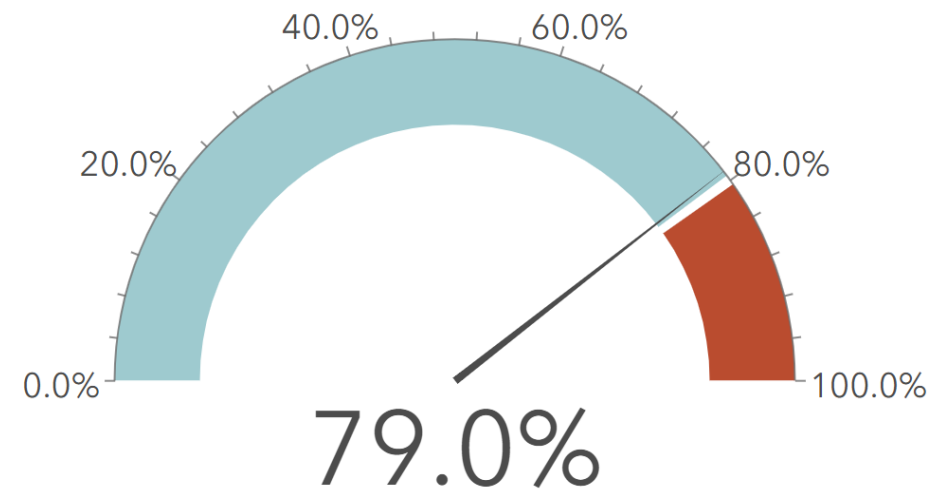
## % Hospital Beds in Use

Red Zone <35% available



## % Staffed Adult ICU Beds in Use

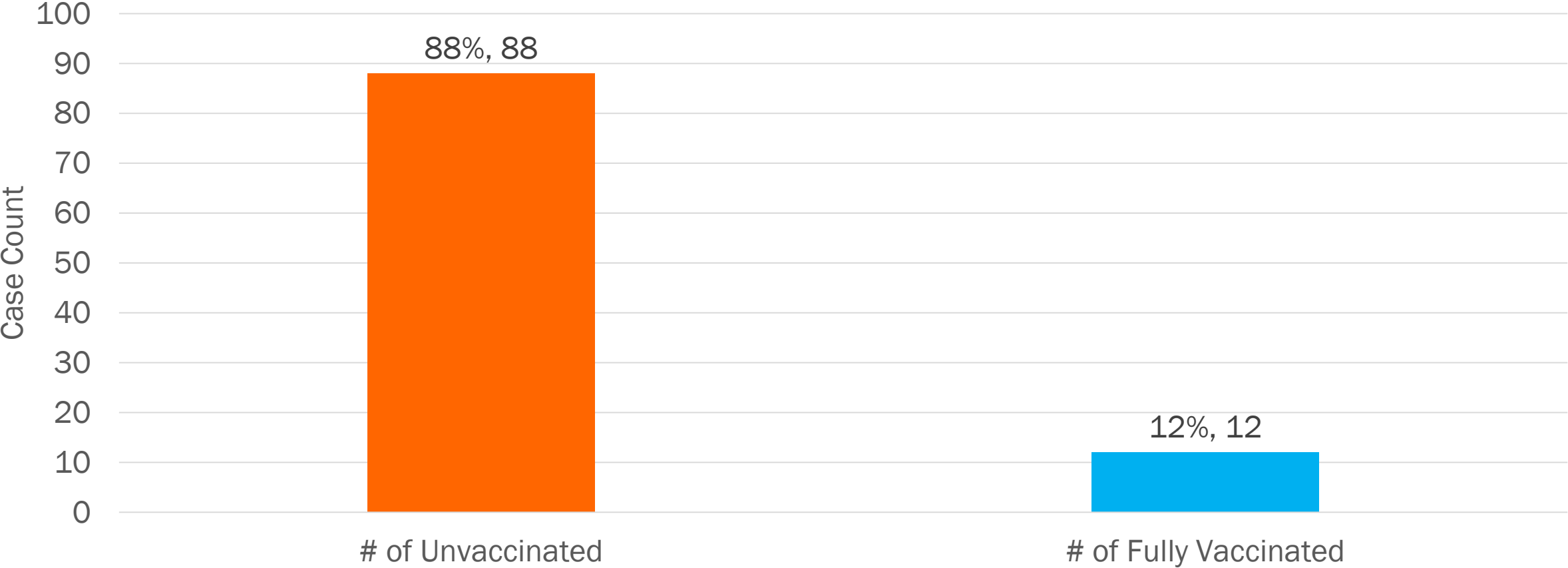
Does not include ICU Surge. Red Zone < 20% available



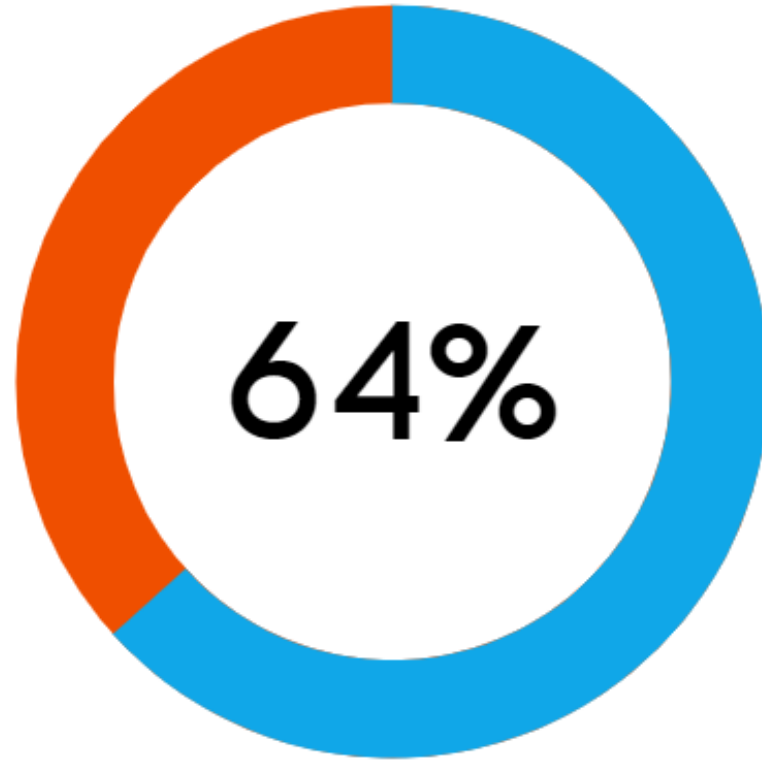


# COVID-19 Hospitalizations

COVID Hospitalization Vaccination Data, May-July 2021 (N=100)



# Vaccination Rates, 8/23



**Percentage of  
Eligible Santa  
Barbara County  
Residents Fully  
Vaccinated**

**1 in 3 eligible persons in Santa Barbara County is unvaccinated**



# Current Outbreaks

**49 Active Outbreaks**



**Businesses**



**Schools**



**Congregate  
Living  
Facilities**



# Vaccine & Testing Update

---



# FDA Approval: Pfizer

- Full approval on August 23, 2021 for 16 yrs and above
- For 12 yrs and 15, and third dose for immunocompromised: still under EUA
- Anticipated increase in vaccine uptake due to approval status



# Vaccine Capacity

	North	Mid	South
Providers	16	3	14
Pharmacies	17	7	23
Hospitals	1	1	2
Public Health- Fixed Site	1		
Public Health – Mobile Clinics	As needed	As needed	As Needed
<b>TOTAL</b>	<b>35</b>	<b>11</b>	<b>39</b>



# Backpack Vaccination Clinics





# Testing Capacity

- Employer Based via State Partnership
  - Schools
  - Agricultural
  - Shelters
  - Open to all organizations/employers
- Goleta Valley Community Center
  - 198/day; Thurs-Tues; 7 am – 7 pm
- Buellton
  - 126/day; Mon-Sat; 10 am - 6 pm
- Santa Maria FairPark
  - 336/day; Sun-Thurs; 10 am – 6 pm
- Santa Barbara HCC
  - 84/day; Mon-Fri; 8:30 am - 4:30 pm
- Lompoc HCC
  - 84/day; Mon-Fri; 8:30 am - 4:30 pm
- Coming soon: additional mini-bus (168/day) to Goleta/Santa Barbara





# Myths & Facts

---



# PCR test for COVID

**MYTH:** The PCR test for COVID is unreliable.

**FACT:** the PCR test is now very reliable with high sensitivity 90-95% and specificity of 99%.

<https://doi.org/10.1128/JCM.00995-20>.

<https://publichealth.jmir.org/2020/2/e19054/>

<https://virologyj.biomedcentral.com/articles/10.1186/s12985-021-01567-3>



# Naturally acquired immunity

**MYTH:** Having recovered from COVID will give me better protection against future variants.

**FACT:** COVID vaccine only will provide antibodies against the receptor binding domain in the virus. Even if you had COVID and recovered, you need to get the vaccine in order to be protected from current or future variants.

Greaney AJ, Loes AN, Gentles LE, Crawford KHD, Starr TN, Malone KD, Chu HY, Bloom JD. *Sci Transl Med.* 2021 Jun 8.



# COVID Vaccines frequently cause death

**MYTH:** Thousands of deaths have been reported due to the vaccine

**FACT:** Until July 19, 2021 VAERS received 6,207 reports of death among people who received the vaccine. The CDC evaluated every single death and determined that only 3 deaths were caused by blood clots directly linked to receiving the J&J vaccine. All other deaths had other causes.

<https://www.cdc.gov/coronavirus/2019-ncov/vaccines/safety/adverse-events.html>



# The vaccine is experimental

**MYTH:** the vaccine is experimental gene therapy.

**FACT:** The experimental phase on the mRNA vaccine platform had been conducted for about a decade for use on other virus types, cancer cells, and allergens.

- The vaccines went through all required safety and efficacy study phases per FDA.
- It is **NOT** gene therapy. The DNA of the recipient does not get altered at all.

Pardi N, Hogan MJ, Porter FW, et al. mRNA vaccines - a new era in vaccinology. *Nat Rev Drug Discov.* 2018; 17(4): 261-279.

Weiss R, Scheiblhofer S, Thalhamer, J. Generation and Evaluation of Prophylactic mRNA Vaccines Against Allergy. *Methods Mol Biol.* 2017; 1499: 123-139.



# COVID vaccine and fertility

**MYTH:** The vaccine causes infertility.

**FACT:** No data that the COVID-19 vaccines may cause infertility and no credible scientific theories for how the COVID-19 vaccine may cause female infertility.

[https://www.fertstertdialog.com/posts/fertility-considerations-the-covid-19-disease-may-have-a-more-negative-impact-than-the-covid-19-vaccine-especially-among-men?room\\_id=871-covid-19](https://www.fertstertdialog.com/posts/fertility-considerations-the-covid-19-disease-may-have-a-more-negative-impact-than-the-covid-19-vaccine-especially-among-men?room_id=871-covid-19)